

BNP PARIBAS
WORLD TEAM CUP
WHEELCHAIR TENNIS



World Team Cup 2014 Alphen am Rhein/NED

26.05. - 01.06.2014

Results

Anmerkung:

Die Zusammenstellung der digitalen Resultate hat ihren Ursprung in Original-Ergebnislisten oder ist eine Teilreproduktion.
Zum leichteren Auffinden von Einzelergebnissen kann sie mit „Lesezeichen“ versehen sein.
Erstellung von Gerhard Frank (Systemadministrator „parateX“)



Women's WG - Women WG pos 1-4

• Mark favourite

Women WG pos 1-4 ▾

Women's WG - Women WG pos 1-4

	Semi Finals	Finals	Winner
1	[NED]NETHERLANDS - W [1]	[NED]NETHERLANDS - W [1]	
2	[JPN] JAPAN - W [3]	3-0	
3	[GBR] GREAT BRITAIN - W [4]	[GBR] GREAT BRITAIN - W [4]	2-1
4	[GER] GERMANY - W [2]	2-0	

Women's WG - Women WG pos 1-4 - Play-off 3/4

	Finals	Winner
1	[JPN] JAPAN - W [3]	[JPN] JAPAN - W [3]
2	[GER] GERMANY - W [2]	Walkover

⌵

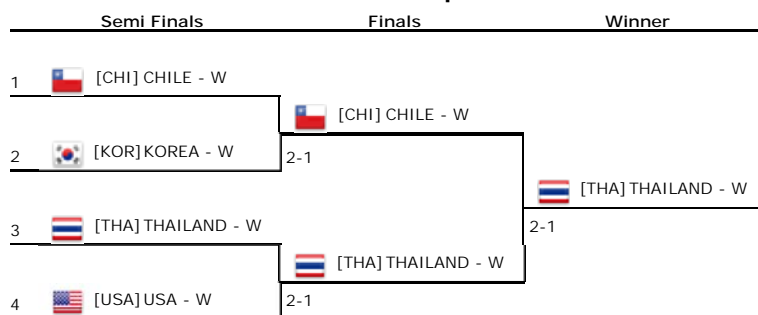


Women's WG - Women WG pos 5-8

• Mark favourite

Women WG pos 5-8 ▾

Women's WG - Women WG pos 5-8



Women's WG - Women WG pos 5-8 - Play-off 3/4



⌘

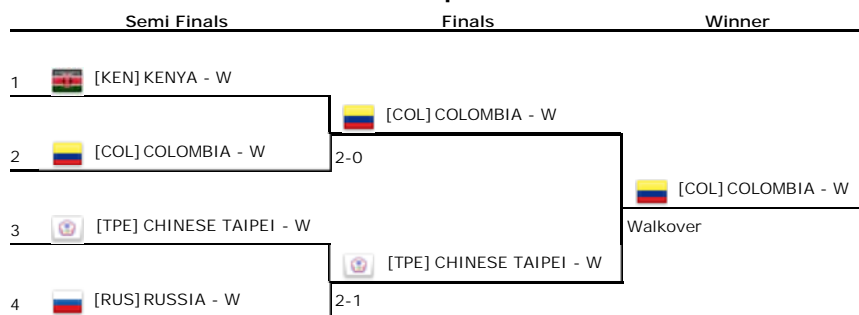


Women's WG - Women WG pos 9-12

• Mark favourite

Women WG pos 9-12 ▾

Women's WG - Women WG pos 9-12



Women's WG - Women WG pos 9-12 - Play-off 3/4



⌘



Women's WG - Group A

• [Mark favourite](#)

Group A

Women's WG - Group A

		1	2	3
1	[NED] NETHERLANDS - W [1]		3-0 Won	3-0 Won
2	[CHI] CHILE - W	0-3 Lost		3-0 Won
3	[KEN] KENYA - W	0-3 Lost	0-3 Lost	

Standings of Women's WG - Group A

		Points	Played	Rubbers	Sets	Sets %	Games	Games %
1	[NED] NETHERLANDS - W	2	2	6 - 0	12 - 0	100.0%	72 - 14	83.7%
2	[CHI] CHILE - W	1	2	3 - 3	6 - 6	50.0%	50 - 39	56.2%
3	[KEN] KENYA - W	0	2	0 - 6	0 - 12	0.0%	3 - 72	4.0%

⌵



Women's WG - Group B

- [Mark favourite](#)

Group B

Women's WG - Group B

		1	2	3
1	[GER] GERMANY - W [2]		2-0 Won	2-1 Won
2	[RUS] RUSSIA - W	0-2 Lost		1-2 Lost
3	[USA] USA - W	1-2 Lost	2-1 Won	

Standings of Women's WG - Group B

		Points	Played	Rubbers	Sets	Sets %	Games	Games %
1	[GER] GERMANY - W	2	2	4 - 1	8 - 4	66.7%	56 - 41	57.7%
2	[USA] USA - W	1	2	3 - 3	8 - 7	53.3%	65 - 47	58.0%
3	[RUS] RUSSIA - W	0	2	1 - 4	4 - 9	30.8%	31 - 64	32.6%

⌵



Women's WG - Group C

• [Mark favourite](#)

Group C

Women's WG - Group C

		1	2	3
1	[GBR] GREAT BRITAIN - W [4]		2-0 Won	3-0 Won
2	[THA] THAILAND - W	0-2 Lost		2-1 Won
3	[TPE] CHINESE TAIPEI - W	0-3 Lost	1-2 Lost	

Standings of Women's WG - Group C

		Points	Played	Rubbers	Sets	Sets %	Games	Games %
1	[GBR] GREAT BRITAIN - W	2	2	5 - 0	10 - 0	100.0%	60 - 16	78.9%
2	[THA] THAILAND - W	1	2	2 - 3	4 - 6	40.0%	42 - 41	50.6%
3	[TPE] CHINESE TAIPEI - W	0	2	1 - 5	2 - 10	16.7%	23 - 68	25.3%

⌵



Women's WG - Group D

• [Mark favourite](#)

Group D

Women's WG - Group D

		1	2	3
1	[JPN] JAPAN - W [3]		3-0 Won	3-0 Won
2	[KOR] KOREA - W	0-3 Lost		3-0 Won
3	[COL] COLOMBIA - W	0-3 Lost	0-3 Lost	

Standings of Women's WG - Group D

		Points	Played	Rubbers	Sets	Sets %	Games	Games %
1	[JPN] JAPAN - W	2	2	6 - 0	12 - 0	100.0%	74 - 22	77.1%
2	[KOR] KOREA - W	1	2	3 - 3	6 - 7	46.2%	54 - 60	47.4%
3	[COL] COLOMBIA - W	0	2	0 - 6	1 - 12	7.7%	35 - 81	30.2%

⌵

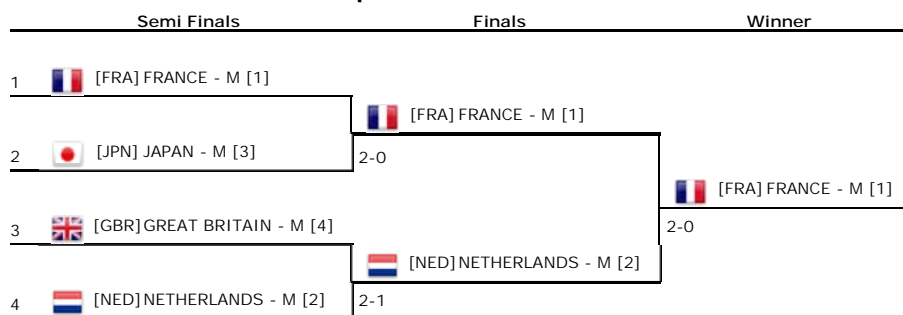


Men's WG - Men WG1 pos 1-4

• Mark favourite

Men WG1 pos 1-4 ▾

Men's WG - Men WG1 pos 1-4



Men's WG - Men WG1 pos 1-4 - Play-off 3/4



⌂

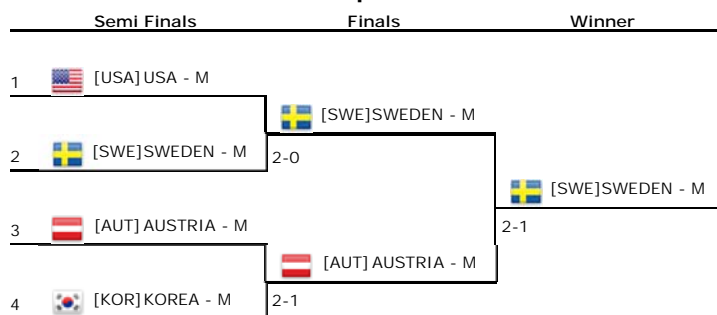


Men's WG - Men WG1 pos 5-8

• [Mark favourite](#)

Men WG1 pos 5-8

Men's WG - Men WG1 pos 5-8



Men's WG - Men WG1 pos 5-8 - Play-off 3/4



⌘

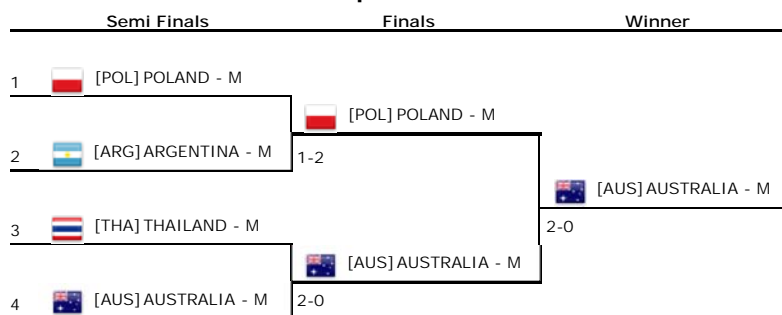


Men's WG - Men WG1 pos 9-12

• Mark favourite

Men WG1 pos 9-12 ▾

Men's WG - Men WG1 pos 9-12



Men's WG - Men WG1 pos 9-12 - Play-off 3/4



⌘



Men's WG - Group A

- [Mark favourite](#)

Group A

Men's WG - Group A

		1	2	3
1	[FRA] FRANCE - M [1]		3-0 Won	3-0 Won
2	[POL] POLAND - M	0-3 Lost		1-2 Lost
3	[USA] USA - M	0-3 Lost	2-1 Won	

Standings of Men's WG - Group A

		Points	Played	Rubbers	Sets	Sets %	Games	Games %
1	[FRA] FRANCE - M	2	2	6 - 0	12 - 0	100.0%	73 - 17	81.1%
2	[USA] USA - M	1	2	2 - 4	4 - 9	30.8%	37 - 65	36.3%
3	[POL] POLAND - M	0	2	1 - 5	3 - 10	23.1%	36 - 64	36.0%

⌵



Men's WG - Group B

- [Mark favourite](#)

Group B

Men's WG - Group B

		1	2	3
1	[NED] NETHERLANDS - M [2]		3-0 Won	2-1 Won
2	[AUS] AUSTRALIA - M	0-3 Lost		1-2 Lost
3	[KOR] KOREA - M	1-2 Lost	2-1 Won	

Standings of Men's WG - Group B

		Points	Played	Rubbers	Sets	Sets %	Games	Games %
1	[NED] NETHERLANDS - M	2	2	5 - 1	11 - 3	78.6%	72 - 34	67.9%
2	[KOR] KOREA - M	1	2	3 - 3	7 - 8	46.7%	42 - 60	41.2%
3	[AUS] AUSTRALIA - M	0	2	1 - 5	4 - 11	26.7%	53 - 73	42.1%

⌵



Men's WG - Group C

• [Mark favourite](#)

Group C

Men's WG - Group C

		1	2	3
1	[GBR] GREAT BRITAIN - M [4]		3-0 Won	3-0 Won
2	[AUT] AUSTRIA - M	0-3 Lost		2-1 Won
3	[THA] THAILAND - M	0-3 Lost	1-2 Lost	

Standings of Men's WG - Group C

		Points Played		Rubbers	Sets	Sets %	Games	Games %
1	[GBR] GREAT BRITAIN - M	2	2	6 - 0	12 - 0	100.0%	73 - 27	73.0%
2	[AUT] AUSTRIA - M	1	2	2 - 4	4 - 10	28.6%	41 - 76	35.0%
3	[THA] THAILAND - M	0	2	1 - 5	4 - 10	28.6%	60 - 71	45.8%

⌵



Men's WG - Group D

• [Mark favourite](#)

Group D

Men's WG - Group D

		1	2	3
1	[JPN] JAPAN - M [3]		2-1 Won	2-1 Won
2	[ARG] ARGENTINA - M	1-2 Lost		0-3 Lost
3	[SWE] SWEDEN - M	1-2 Lost	3-0 Won	

Standings of Men's WG - Group D

		Points	Played	Rubbers	Sets	Sets %	Games	Games %
1	[JPN] JAPAN - M	2	2	4 - 2	8 - 4	66.7%	63 - 43	59.4%
2	[SWE] SWEDEN - M	1	2	4 - 2	8 - 5	61.5%	58 - 47	55.2%
3	[ARG] ARGENTINA - M	0	2	1 - 5	3 - 10	23.1%	39 - 70	35.8%

⌵



Men's WG2 - Men WG2 pos 1-4

• Mark favourite

Men WG2 pos 1-4

Men's WG2 - Men WG2 pos 1-4



Men's WG2 - Men WG2 pos 1-4 - Play-off 3/4



⌘



Men's WG2 - Men WG2 pos 5-8

• Mark favourite

Men WG2 pos 5-8 ▾

Men's WG2 - Men WG2 pos 5-8



Men's WG2 - Men WG2 pos 5-8 - Play-off 3/4



⌘

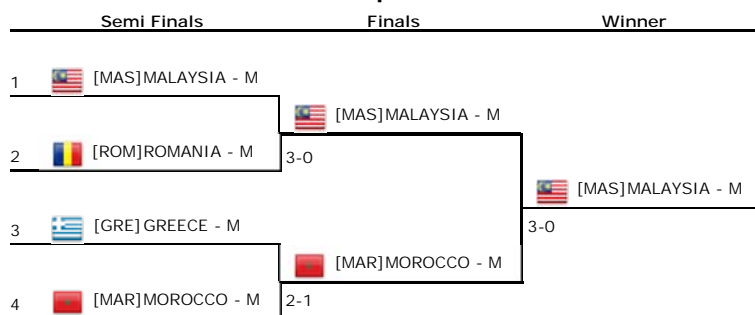


Men's WG2 - Men WG2 pos 9-12

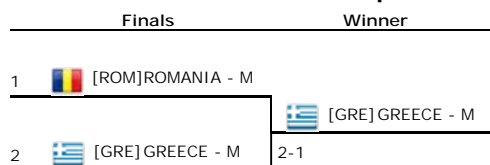
- [Mark favourite](#)

Men WG2 pos 9-12

Men's WG2 - Men WG2 pos 9-12



Men's WG2 - Men WG2 pos 9-12 - Play-off 3/4



⌘



Men's WG2 - Group A

- [Mark favourite](#)

Group A

Men's WG2 - Group A

		1	2	3
1	[BRA] BRAZIL - M [1]		3-0 Won	2-1 Won
2	[MAS] MALAYSIA - M	0-3 Lost		1-2 Lost
3	[GER] GERMANY - M	1-2 Lost	2-1 Won	

Standings of Men's WG2 - Group A

		Points	Played	Rubbers	Sets	Sets %	Games	Games %
1	[BRA] BRAZIL - M	2	2	5 - 1	10 - 3	76.9%	73 - 45	61.9%
2	[GER] GERMANY - M	1	2	3 - 3	7 - 8	46.7%	66 - 72	47.8%
3	[MAS] MALAYSIA - M	0	2	1 - 5	4 - 10	28.6%	46 - 68	40.4%

⌵



Men's WG2 - Group B

- [Mark favourite](#)

Group B

Men's WG2 - Group B

		1	2	3
1	[BEL] BELGIUM - M [2]		2-1 Won	2-1 Won
2	[SRI] SRI LANKA - M	1-2 Lost		3-0 Won
3	[MAR] MOROCCO - M	1-2 Lost	0-3 Lost	

Standings of Men's WG2 - Group B

		Points	Played	Rubbers	Sets	Sets %	Games	Games %
1	[BEL] BELGIUM - M	2	2	4 - 2	8 - 4	66.7%	62 - 35	63.9%
2	[SRI] SRI LANKA - M	1	2	4 - 2	8 - 4	66.7%	53 - 44	54.6%
3	[MAR] MOROCCO - M	0	2	1 - 5	2 - 10	16.7%	32 - 68	32.0%

⌵



Men's WG2 - Group C

• [Mark favourite](#)

Group C

Men's WG2 - Group C

		1	2	3
1	[SUI] SWITZERLAND - M [4]		0-3 Lost	2-1 Won
2	[ESP] SPAIN - M	3-0 Won		3-0 Won
3	[GRE] GREECE - M	1-2 Lost	0-3 Lost	

Standings of Men's WG2 - Group C

		Points	Played	Rubbers	Sets	Sets %	Games	Games %
1	[ESP] SPAIN - M	2	2	6 - 0	12 - 2	85.7%	76 - 43	63.9%
2	[SUI] SWITZERLAND - M	1	2	2 - 4	6 - 8	42.9%	62 - 59	51.2%
3	[GRE] GREECE - M	0	2	1 - 5	3 - 11	21.4%	39 - 75	34.2%

⌵



Men's WG2 - Group D

• [Mark favourite](#)

Group D

Men's WG2 - Group D

		1	2	3
1	[CAN] CANADA - M [3]		1-2 Lost	3-0 Won
2	[ITA] ITALY - M	2-1 Won		3-0 Won
3	[ROM] ROMANIA - M	0-3 Lost	0-3 Lost	

Standings of Men's WG2 - Group D

		Points	Played	Rubbers	Sets	Sets %	Games	Games %
1	[ITA] ITALY - M	2	2	5 - 1	10 - 3	76.9%	74 - 33	69.2%
2	[CAN] CANADA - M	1	2	4 - 2	9 - 4	69.2%	68 - 40	63.0%
3	[ROM] ROMANIA - M	0	2	0 - 6	0 - 12	0.0%	3 - 72	4.0%

⌵



Men's Play-off - Men Play-off

- [Mark favourite](#)

Men's Play-off - Men Play-off

	Finals	Winner
1	 [ARG] ARGENTINA - M	
2	 [BRA] BRAZIL - M	 [ARG] ARGENTINA - M 2-1

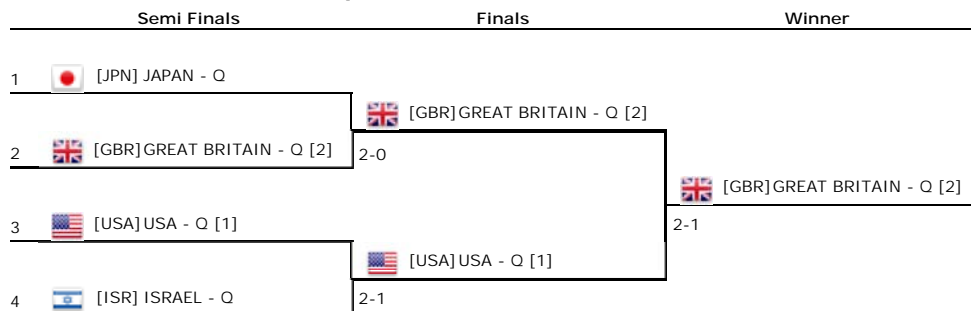
⌵



Quad WG - Quad WG pos 1-4

- Mark favourite

Quad WG - Quad WG pos 1-4



Quad WG - Quad WG pos 1-4 - Play-off 3/4



■ .



Quad WG - Quad WG pos 5-8

- [Mark favourite](#)

Quad WG - Quad WG pos 5-8

	Round 1	Round 2
1	[ITA] ITALY - Q	[CAN] CANADA - Q
2	[CAN] CANADA - Q	2-1
3	[AUT] AUSTRIA - Q	[SWE] SWEDEN - Q
4	[SWE] SWEDEN - Q	2-1

⌘ .



Quad WG - Group A

- Mark favourite

Quad WG - Group A

		1	2	3	4
1	[USA] USA - Q [1]		2-1 Won	1-2 Lost	3-0 Won
2	[ITA] ITALY - Q	1-2 Lost		1-2 Lost	3-0 Won
3	[JPN] JAPAN - Q	2-1 Won	2-1 Won		3-0 Won
4	[AUT] AUSTRIA - Q	0-3 Lost	0-3 Lost	0-3 Lost	

Standings of Quad WG - Group A

		Points	Played	Rubbers	Sets	Sets %	Games	Games %
1	[JPN] JAPAN - Q	3	3	7 - 2	14 - 7	66.7%	98 - 79	55.4%
2	[USA] USA - Q	2	3	6 - 3	14 - 6	70.0%	109 - 54	66.9%
3	[ITA] ITALY - Q	1	3	5 - 4	11 - 8	57.9%	86 - 73	54.1%
4	[AUT] AUSTRIA - Q	0	3	0 - 9	0 - 18	0.0%	21 - 108	16.3%

¶ .



Quad WG - Group B

- [Mark favourite](#)

Quad WG - Group B

		1	2	3	4
1	[GBR] GREAT BRITAIN - Q [2]		3-0 Won	1-2 Lost	3-0 Won
2	[CAN] CANADA - Q	0-3 Lost		1-2 Lost	2-1 Won
3	[ISR] ISRAEL - Q	2-1 Won	2-1 Won		3-0 Won
4	[SWE] SWEDEN - Q	0-3 Lost	1-2 Lost	0-3 Lost	

Standings of Quad WG - Group B

		Points	Played	Rubbers	Sets	Sets %	Games	Games %
1	[ISR] ISRAEL - Q	3	3	7 - 2	13 - 4	76.5%	85 - 47	64.4%
2	[GBR] GREAT BRITAIN - Q	2	3	7 - 2	14 - 5	73.7%	101 - 57	63.9%
3	[CAN] CANADA - Q	1	3	3 - 6	7 - 12	36.8%	67 - 93	41.9%
4	[SWE] SWEDEN - Q	0	3	1 - 8	3 - 16	15.8%	48 - 104	31.6%

¶ .



Juniors WG - Jun WG pos 1-4

- Mark favourite

Juniors WG - Jun WG pos 1-4



Juniors WG - Jun WG pos 1-4 - Play-off 3/4



•



Juniors WG - Jun WG pos 5-8

- [Mark favourite](#)

Juniors WG - Jun WG pos 5-8

	Round 1	Round 2
1	[GBR] GREAT BRITAIN - J	[CHI] CHILE - J
2	[CHI] CHILE - J	2-1
3	[MAS] MALAYSIA - J	[MAS] MALAYSIA - J
4	[TUR] TURKEY - J	3-0

¶ .



Juniors WG - Group A

- Mark favourite

Juniors WG - Group A

		1	2	3	4
1	[NED]NETHERLANDS - J [1]		1-2 Lost	3-0 Won	3-0 Won
2	[USA]USA - J	2-1 Won		2-1 Won	3-0 Won
3	[GBR]GREAT BRITAIN - J	0-3 Lost	1-2 Lost		3-0 Won
4	[MAS]MALAYSIA - J	0-3 Lost	0-3 Lost	0-3 Lost	

Standings of Juniors WG - Group A

	Points	Played	Rubbers	Sets	Sets %	Games	Games %
1 [USA]USA - J	3	3	7 - 2	15 - 5	75.0%	102 - 50	67.1%
2 [NED]NETHERLANDS - J	2	3	7 - 2	15 - 4	78.9%	100 - 50	66.7%
3 [GBR]GREAT BRITAIN - J	1	3	4 - 5	8 - 12	40.0%	73 - 96	43.2%
4 [MAS]MALAYSIA - J	0	3	0 - 9	1 - 18	5.3%	32 - 111	22.4%

¶ .



Juniors WG - Group B

- Mark favourite

Juniors WG - Group B

		1	2	3	4
1	[ESP] SPAIN - J [2]		3-0 Won	3-0 Won	3-0 Won
2	[RUS] RUSSIA - J	0-3 Lost		3-0 Won	3-0 Won
3	[TUR] TURKEY - J	0-3 Lost	0-3 Lost		0-3 Lost
4	[CHI] CHILE - J	0-3 Lost	0-3 Lost	3-0 Won	

Standings of Juniors WG - Group B

	Points	Played	Rubbers	Sets	Sets %	Games	Games %
1 [ESP] SPAIN - J	3	3	9 - 0	18 - 1	94.7%	116 - 32	78.4%
2 [RUS] RUSSIA - J	2	3	6 - 3	13 - 6	68.4%	97 - 58	62.6%
3 [CHI] CHILE - J	1	3	3 - 6	6 - 12	33.3%	58 - 74	43.9%
4 [TUR] TURKEY - J	0	3	0 - 9	0 - 18	0.0%	1 - 108	0.9%

¶ .