

BNP PARIBAS
WORLD TEAM CUP
WHEELCHAIR TENNIS



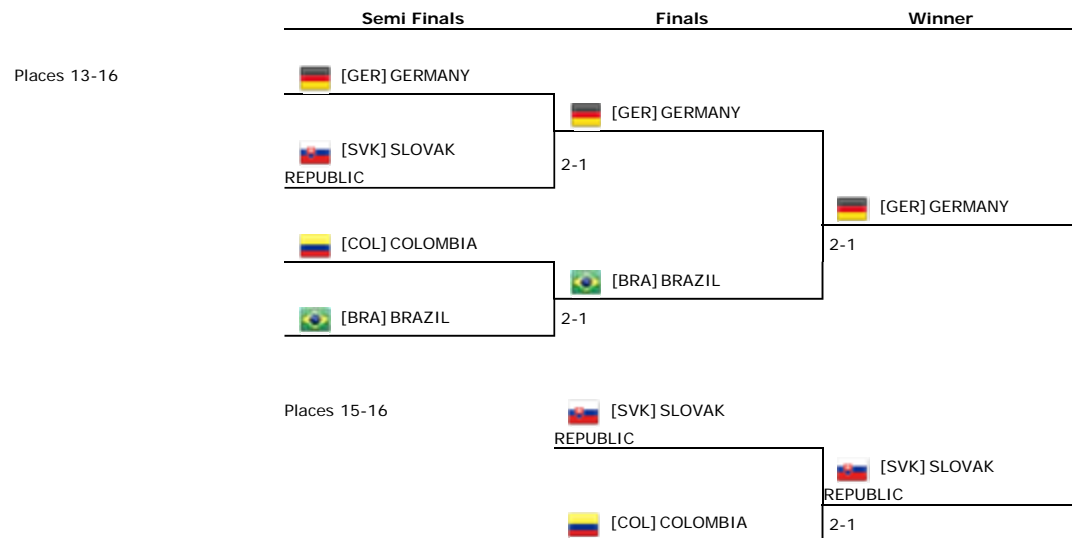
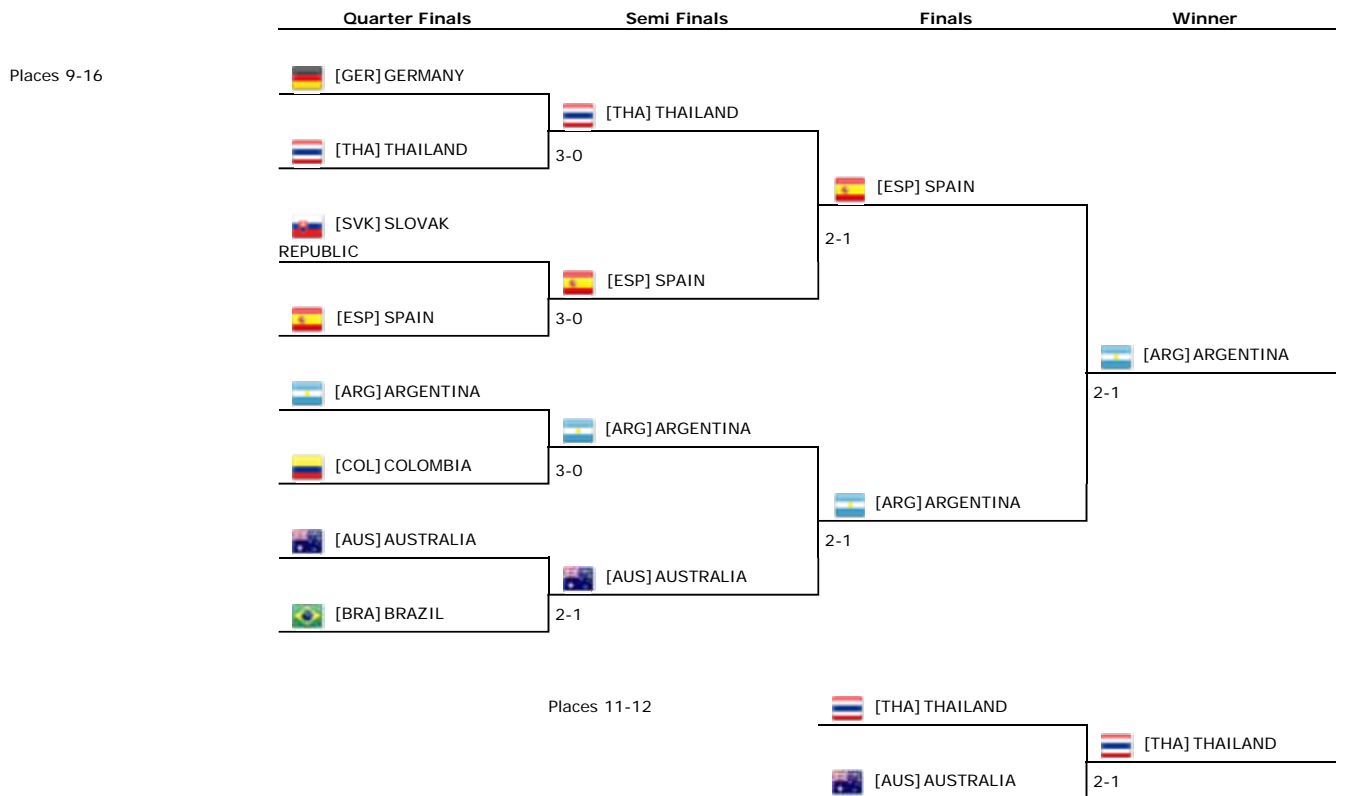
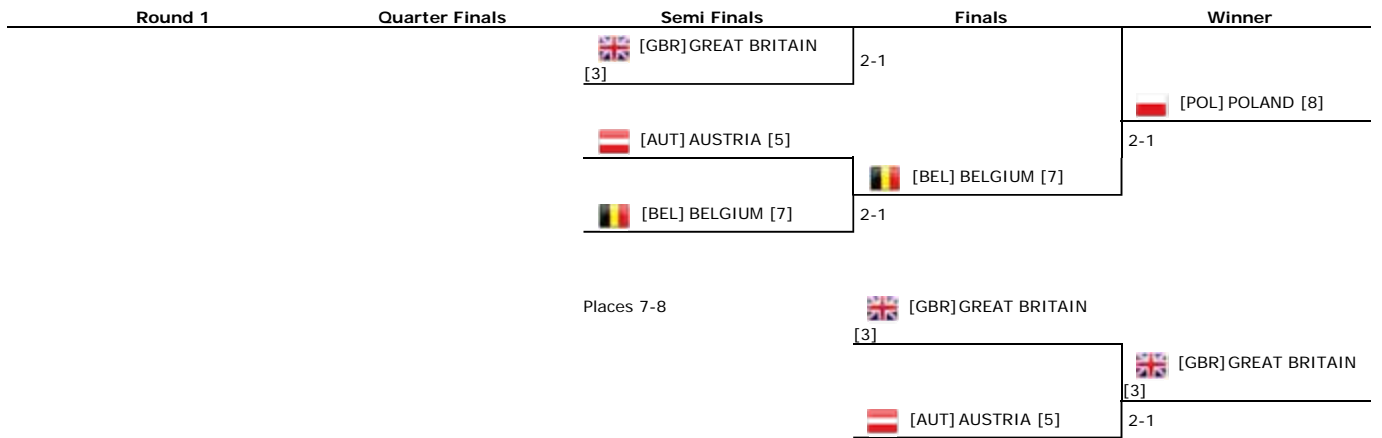
World Team Cup 2011 Pretoria/RSA

25.04. - 01.05.2011

Results

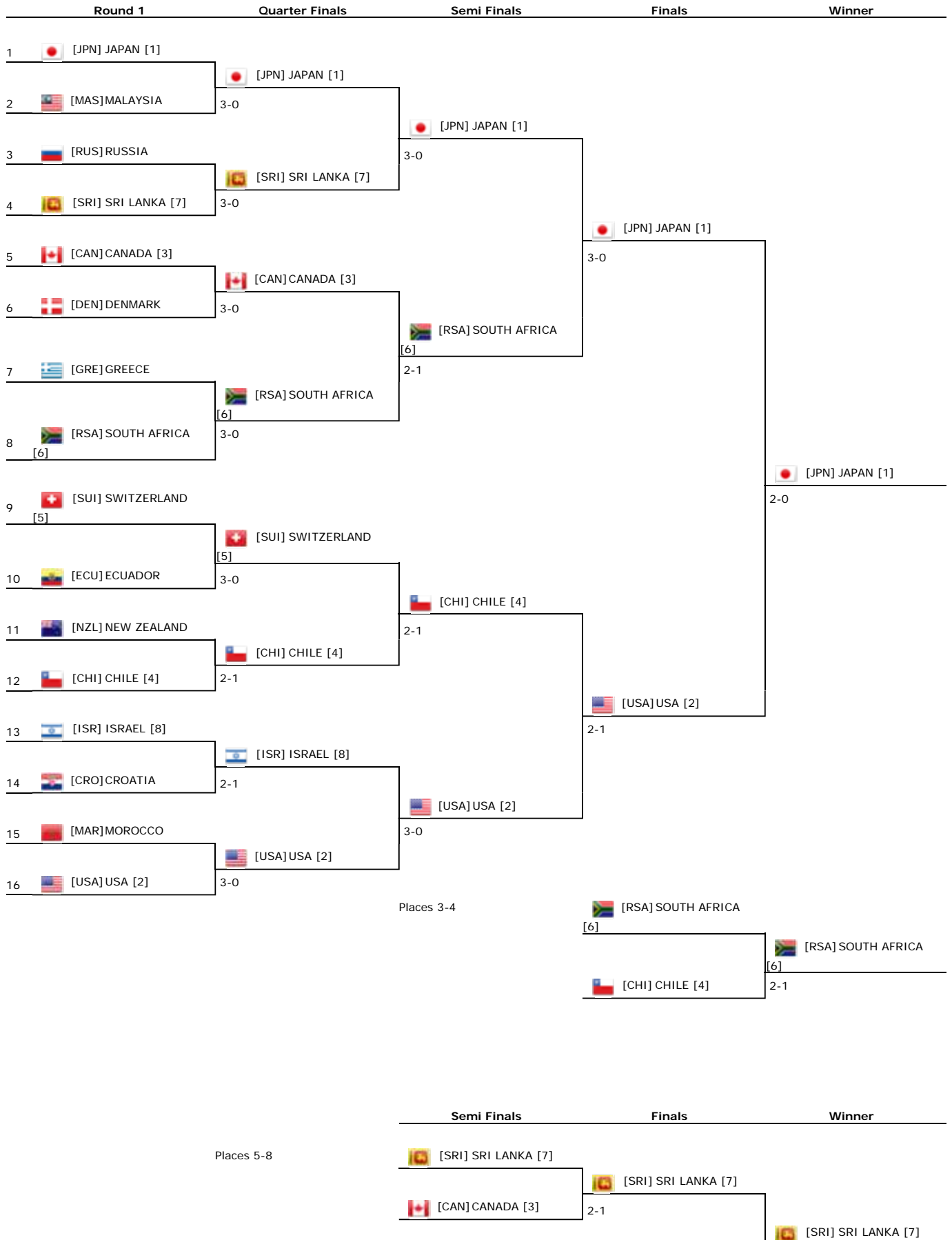
Anmerkung:

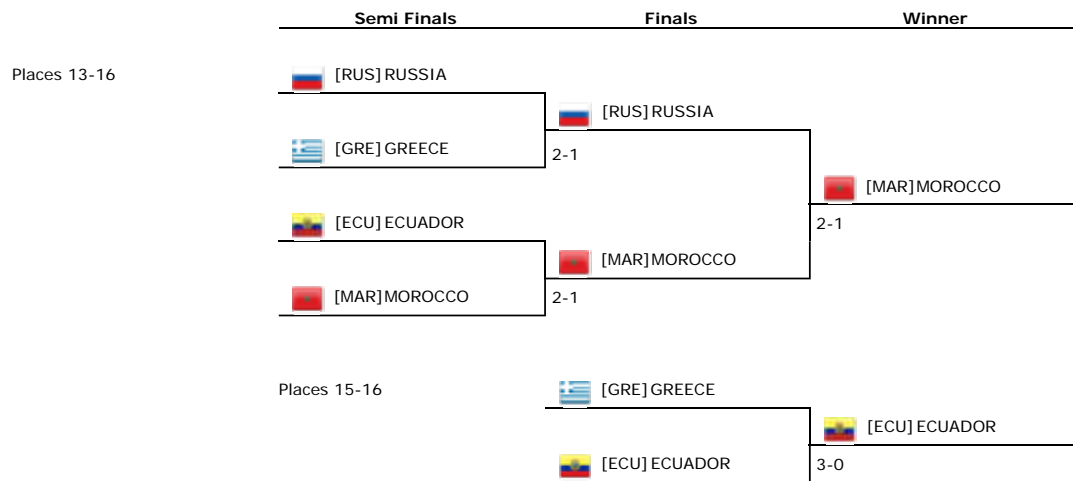
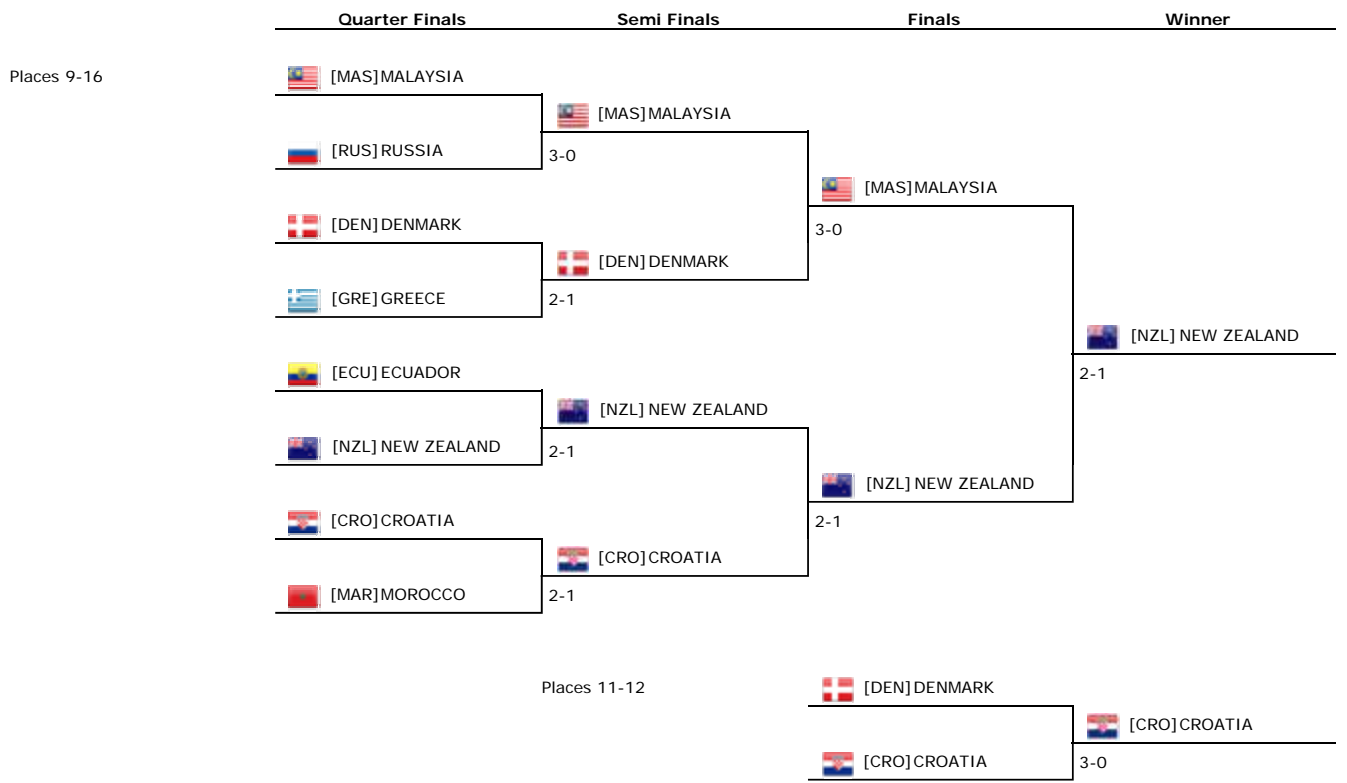

Die Zusammenstellung der digitalen Resultate hat ihren Ursprung in Original-Ergebnislisten oder ist eine Teilreproduktion.
Zum leichteren Auffinden von Einzelergebnissen kann sie mit „Lesezeichen“ versehen sein.
Erstellung von Gerhard Frank (Systemadministrator „paratex“)



Men WG2 - Men's World Group 2 (Men WG2)




Men WG2 - Men's World Group 2 (Men WG2)





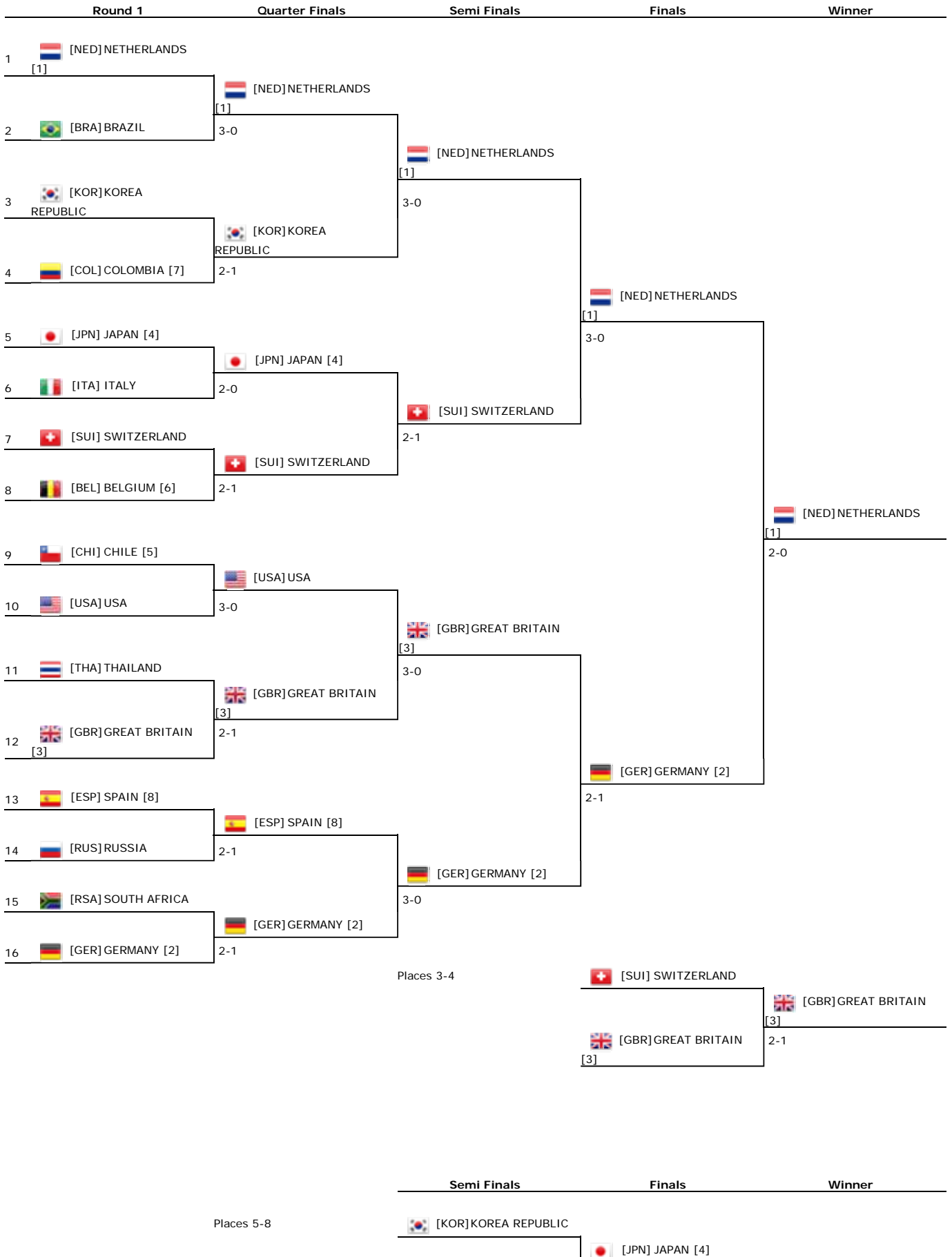
Mens WG1 & WG2 Promotion/Relegation - Promotion/Relegation

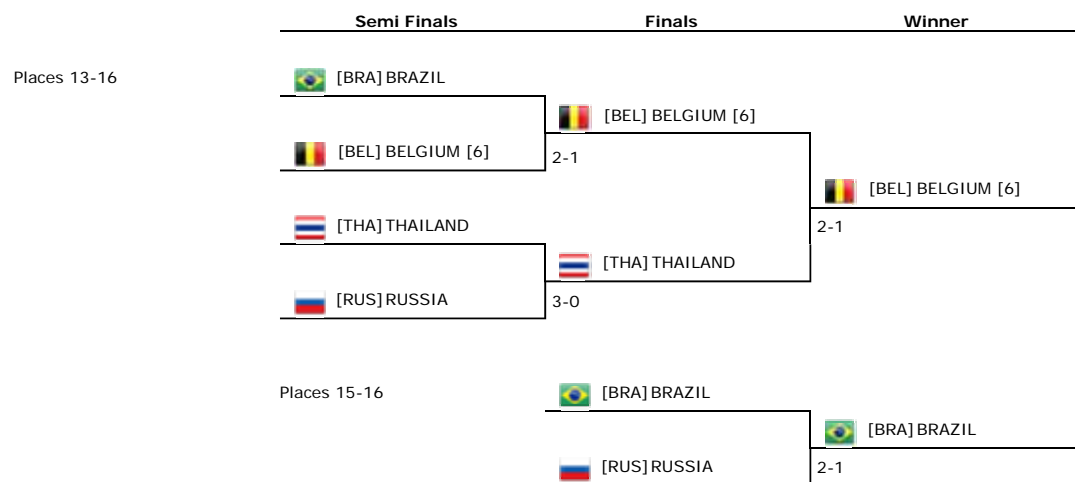
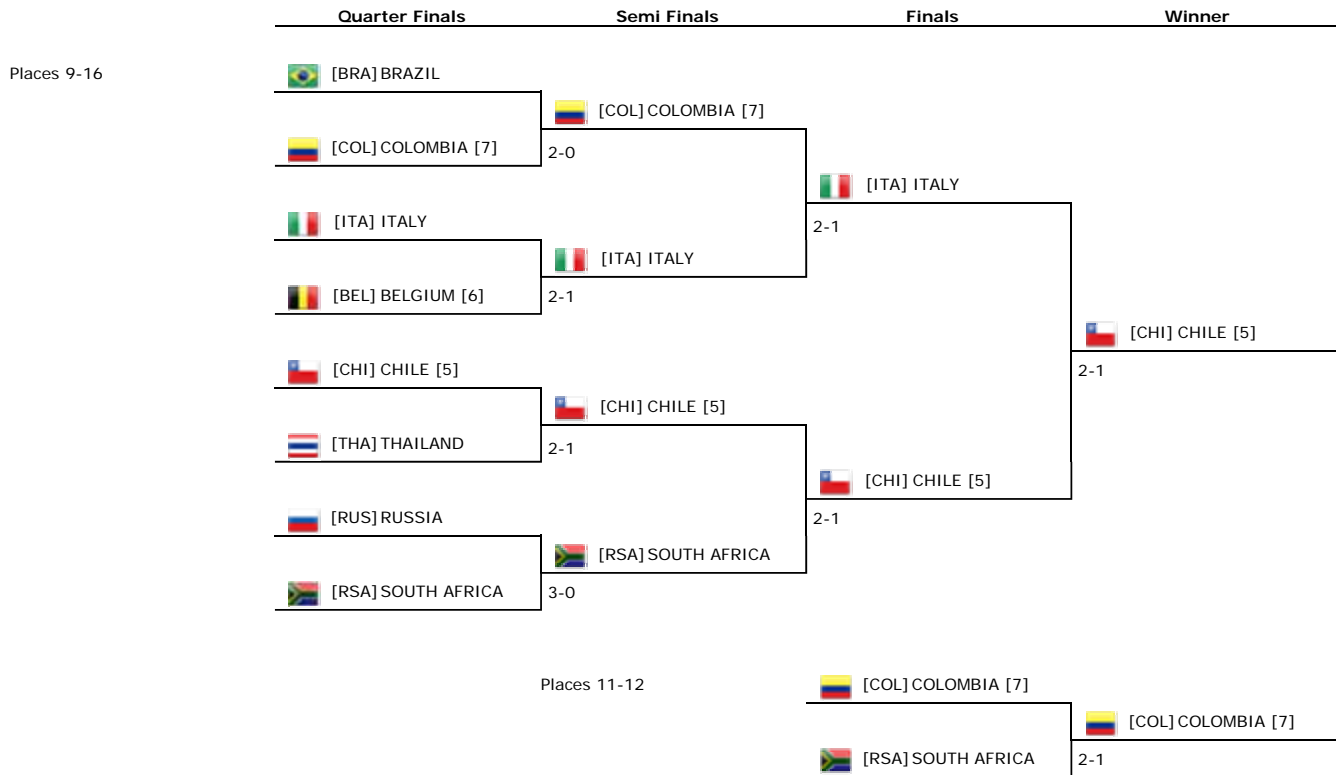
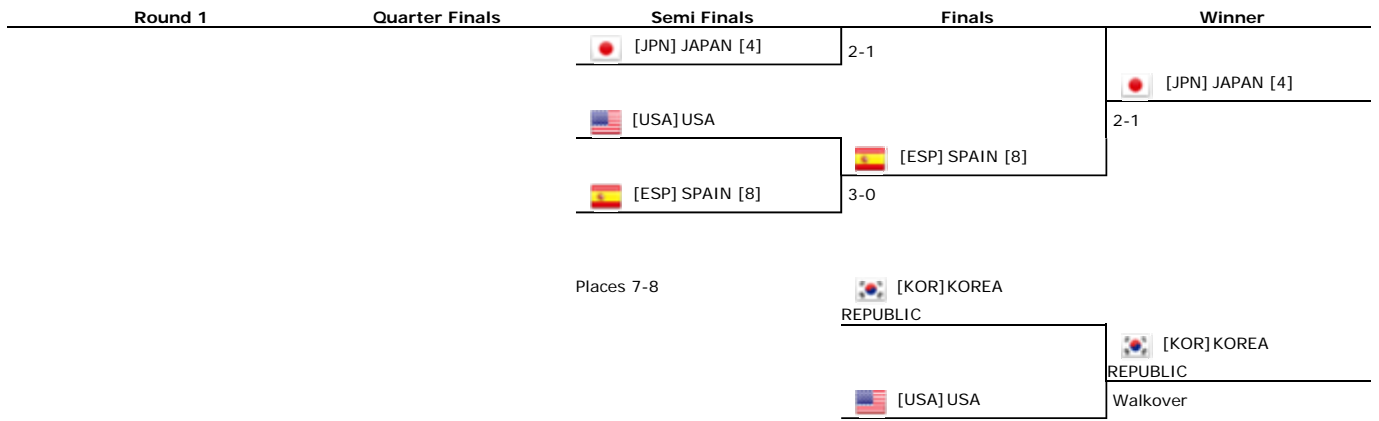
Mens WG1 & WG2 Promotion/Relegation - Promotion/Relegation

	Round 1	Round 2
1	 [THA] THAILAND	
2	 [USA] UNITED STATES	 [USA] UNITED STATES 2-0

Women WG - Women's World Group (Women WG)





Women WG - Women's World Group (Women WG)









Juniors - Group A

Juniors - Group A

		1	2	3	4
1	 [NED] NETHERLANDS [1]		3-0 Won	3-0 Won	0-3 Lost
2	 [USA] USA [4]	0-3 Lost		2-1 Won	0-3 Lost
3	 [RSA] SOUTH AFRICA	0-3 Lost	1-2 Lost		0-3 Lost
4	 [ESP] SPAIN	3-0 Won	3-0 Won	3-0 Won	





Standings of Juniors - Group A

		Points	Played	Matches	Sets	Sets %	Games	Games %
1	 [ESP] SPAIN	3	3	9 - 0	18 - 0	100.0%	109 - 27	80.1%
2	 [NED] NETHERLANDS	2	3	6 - 3	12 - 8	60.0%	101 - 80	55.8%
3	 [USA] USA	1	3	2 - 7	6 - 14	30.0%	69 - 103	40.1%
4	 [RSA] SOUTH AFRICA	0	3	1 - 8	3 - 17	15.0%	42 - 111	27.5%





provided by tournamentsoftware.com

Juniors - Group B

Juniors - Group B

		1	2	3	4
1	 [AUS] AUSTRALIA [2]		1-2 Lost	3-0 Won	3-0 Won
2	 [GBR] GREAT BRITAIN [3]	2-1 Won		2-1 Won	3-0 Won
3	 [ARG] ARGENTINA	0-3 Lost	1-2 Lost		3-0 Won
4	 [ZIM] ZIMBABWE	0-3 Lost	0-3 Lost	0-3 Lost	

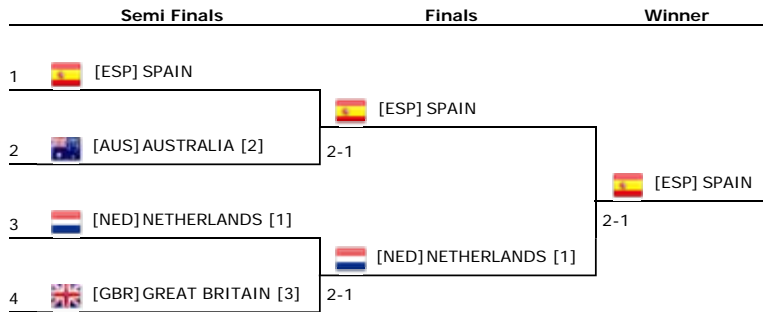
Standings of Juniors - Group B

		Points	Played	Matches	Sets	Sets %	Games	Games %
1	 [GBR] GREAT BRITAIN	3	3	7 - 2	15 - 5	75.0%	101 - 54	65.2%
2	 [AUS] AUSTRALIA	2	3	7 - 2	15 - 5	75.0%	110 - 57	65.9%
3	 [ARG] ARGENTINA	1	3	4 - 5	9 - 12	42.9%	85 - 101	45.7%
4	 [ZIM] ZIMBABWE	0	3	0 - 9	1 - 18	5.3%	29 - 113	20.4%

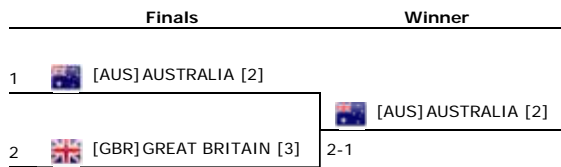
provided by tournamentsoftware.com

Juniors - Play Off 1 - 4

Juniors - Play Off 1 - 4



Juniors - Play Off 1 - 4 - Play-off 3/4






Juniors - Play Off 5 & 6

Juniors - Play Off 5 & 6

	Finals	Winner
1	 [USA] USA [4]	
2	 [ARG] ARGENTINA	 [USA] USA [4] 2-1





Juniors - Play Off 7 & 8

Juniors - Play Off 7 & 8





	Finals	Winner
1	 [RSA] SOUTH AFRICA	
2	 [ZIM] ZIMBABWE	 [RSA] SOUTH AFRICA 3-0

Quads - Group A

Quads - Group A

		1	2	3	4
1	 [USA] USA [1]		3-0 Won	3-0 Won	3-0 Won
2	 [ISR] ISRAEL [3]	0-3 Lost		3-0 Won	3-0 Won
3	 [ITA] ITALY	0-3 Lost	0-3 Lost		3-0 Won
4	 [SWE] SWEDEN	0-3 Lost	0-3 Lost	0-3 Lost	





Standings of Quads - Group A

		Points	Played	Matches	Sets	Sets %	Games	Games %
1	 [USA] USA	3	3	9 - 0	18 - 0	100.0%	113 - 59	65.7%
2	 [ISR] ISRAEL	2	3	6 - 3	12 - 6	66.7%	88 - 65	57.5%
3	 [ITA] ITALY	1	3	3 - 6	6 - 13	31.6%	83 - 103	44.6%
4	 [SWE] SWEDEN	0	3	0 - 9	1 - 18	5.3%	62 - 119	34.3%





provided by tournamentsoftware.com

Quads - Group B

Quads - Group B

		1	2	3	4
1	 [GBR] GREAT BRITAIN [2]		3-0 Won	2-1 Won	2-1 Won
2	 [CAN] CANADA [4]	0-3 Lost		3-0 Won	3-0 Won
3	 [NED] NETHERLANDS	1-2 Lost	0-3 Lost		3-0 Won
4	 [RSA] SOUTH AFRICA	1-2 Lost	0-3 Lost	0-3 Lost	

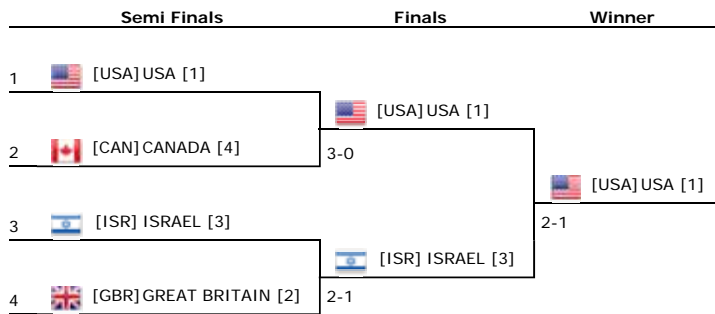
Standings of Quads - Group B

		Points	Played	Matches	Sets	Sets %	Games	Games %
1	 [GBR] GREAT BRITAIN	3	3	7 - 2	14 - 7	66.7%	99 - 82	54.7%
2	 [CAN] CANADA	2	3	6 - 3	13 - 7	65.0%	93 - 65	58.9%
3	 [NED] NETHERLANDS	1	3	4 - 5	10 - 10	50.0%	90 - 79	53.3%
4	 [RSA] SOUTH AFRICA	0	3	1 - 8	3 - 16	15.8%	43 - 99	30.3%

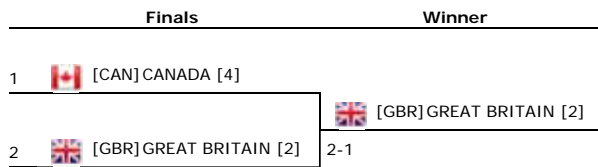
provided by tournamentsoftware.com

Quads - Play Off 1 - 4

Quads - Play Off 1 - 4



Quads - Play Off 1 - 4 - Play-off 3/4





Quads - Play Off 5 & 6

Quads - Play Off 5 & 6

	Finals	Winner
1	 [ITA] ITALY	
2	 [NED] NETHERLANDS	 [ITA] ITALY 2-1

Quads - Play Off 7 & 8

Latest matches of Quads - Play Off 7 & 8

Time	Home	-	Away	Score	Court
Sat 30/04/2011 09:00	SWEDEN 	[SWE]	-	 [RSA] SOUTH AFRICA	2-1 Tukkie's - 11

All matches...
provided by tournamentsoftware.com