



# World Para Nordic Skiing Championships 2017 Finsterau/GER

10. - 19.02.2017

## Results

**Anmerkung:**

Die Zusammenstellung der digitalen Resultate hat ihren Ursprung in Original-Ergebnislisten oder ist eine Teilreproduktion.  
Zum leichteren Auffinden von Einzelergebnissen kann sie mit „Lesezeichen“ versehen sein.  
Erstellung von Gerhard Frank (Systemadministrator „paratex“)

TUE  
14 FEB 2017  
10:00

MEN INDIVIDUAL,SITTING

As of 14 FEB 2017

FINAL

JURY				COURSE INFORMATION			
IPC TD	MAGAND Guy(FRA)	Course Name	Sitski 3,0 km				
IPC Assistant TD CC	BURBEE Jim(CAN)	Height difference	22 m				
IPC Assistant TD BT	KADYKOV Georgy(RUS)	Maximum Climb	13 m				
IPC Race Director	NEESER Hans Peter(SUI)	Total Climb	57 m per lap				
IPC Jury Member	UNDHEIM Tor(NOR)	Length of Lap	2950 m				
Chief of Competition	EDER Karl(GER)	Number of Laps	5				

Rank	Bib	Name	NPC Code	Sport Class	%	3.0 Km Time(Rk)	6.0 Km Time(Rk)	9.0 Km Time(Rk)	12.0 Km Time(Rk)	Real Time	Delta	Calculated Time	Missed Shoots	Result	Race Pts.	WC Pts.
1	8	FLEIG Martin	GER	LW11.5	96	9:04.3 (1)	17:44.8 (1)	27:31.8 (1)	36:33.6 (1)	45:28.5		43:39.4	0+0+1+0	<b>44:39.4</b>	0.00	100
2	9	RAD Taras	UKR	LW12	100	10:58.0 (4)	20:42.9 (4)	29:34.7 (2)	39:38.5 (2)	44:01.3	+21.9	44:01.3	2+1+0+1	<b>48:01.3</b>	45.21	80
3	6	LARSEN Trygve Steinar	NOR	LW12	100	11:27.4 (7)	20:48.9 (5)	30:22.1 (4)	40:46.9 (3)	46:07.9	+2:28.5	46:07.9	2+0+0+1	<b>49:07.9</b>	60.13	60
4	2	PIKE Aaron	USA	LW11.5	96	10:08.5 (3)	19:37.8 (2)	30:07.9 (3)	42:37.9 (4)	48:05.6	+2:37.0	46:10.2	1+0+1+3	<b>51:10.2</b>	87.51	50
5	1	ZAPLOTINSKY Derek	CAN	LW11	94	9:45.2 (2)	20:37.4 (3)	32:51.9 (5)	44:13.2 (5)	52:37.5	+6:10.9	49:28.1	0+1+2+1	<b>53:28.1</b>	118.39	45
6	7	LOBAN Dzmitry	BLR	LW12	100	11:22.5 (6)	23:44.4 (7)	33:56.9 (7)	45:21.4 (6)	45:52.9	+2:13.5	45:52.9	2+3+1+2	<b>53:52.9</b>	123.95	40
7	5	SOULE Andrew	USA	LW12	100	11:14.6 (5)	22:21.5 (6)	33:27.4 (6)	45:55.8 (7)	45:26.7	+1:47.3	45:26.7	2+2+2+3	<b>54:26.7</b>	131.51	36
8	4	LUKYANENKA Yauheni	BLR	LW12	100	12:27.8 (8)	24:48.6 (8)	39:05.4 (8)	48:39.3 (8)	45:48.3	+2:08.9	45:48.3	3+3+5+0	<b>56:48.3</b>	163.22	32
9	3	LEE Jeong Min	KOR	LW12	100	14:56.7 (9)	26:36.9 (9)	40:39.8 (9)	55:03.2 (9)	47:38.1	+3:58.7	47:38.1	5+2+4+5	<b>1:03:38.1</b>	254.99	



FINSTERAU

TUE  
14 FEB 2017  
10:00

BIATHLON

MEN INDIVIDUAL,SITTING

FINAL

# OFFICIAL RESULTS

As of 14 FEB 2017



Weather	Snow Conditions	Temperature		Competitors					
		Air	Snow	Entries	Ranked	DSQ	DNF	DNS	LAP
Sunny	Packed	-2.0 °C	-0.1 °C	9	9	0	0	0	0

<b>IPC TD</b>
<b>MAGAND Guy (FRA).</b>

<b>Competition Secretary</b>
<b>LENZ Josef (GER).</b>

**Note:**

All times except 'Real Time' are calculated times. Calculated time is the real time multiplied by the athlete's percentage.  
Delta – Time difference of the competitor's real time and his/her real time equal to the winners result (skiing time).

**Legend:**

<b>DNF</b>	Did not finish	<b>DNS</b>	Did not start	<b>DSQ</b>	Disqualified
<b>Delta</b>	Time behind ranked 1	<b>IPC</b>	International Paralympic Committee	<b>TD</b>	Technical Delegate
<b>ITn</b>	Intermediate position n	<b>NPC</b>	National Paralympic Committee		

TUE  
14 FEB 2017  
12:00

MEN INDIVIDUAL,STANDING

As of 14 FEB 2017

FINAL

JURY				COURSE INFORMATION			
IPC TD	MAGAND Guy(FRA)	Course Name	Standing 3,0 km				
IPC Assistant TD CC	BURBEE Jim(CAN)	Height difference	47 m				
IPC Assistant TD BT	KADYKOV Georgy(RUS)	Maximum Climb	31 m				
IPC Race Director	NEESER Hans Peter(SUI)	Total Climb	78 m per lap				
IPC Jury Member	UNDHEIM Tor(NOR)	Length of Lap	3077 m				
Chief of Competition	EDER Karl(GER)	Number of Laps	5				

Rank	Bib	Name	NPC Code	Sport Class	%	3.0 Km Time(Rk)	6.0 Km Time(Rk)	9.0 Km Time(Rk)	12.0 Km Time(Rk)	Real Time	Delta	Calculated Time	Missed Shoots	Result	Race Pts.	WC Pts.
1	30	DAVIET Benjamin	FRA	LW2	91	7:31.5 (1)	15:10.3 (1)	22:50.1 (1)	31:37.9 (1)	41:16.6		37:33.7	0+0+0+1	<b>38:33.7</b>	0.00	100
2	27	ARENDZ Mark	CAN	LW6	95	7:40.7 (2)	15:20.3 (2)	23:06.1 (2)	32:12.2 (2)	40:23.0	+50.6	38:21.9	0+0+0+1	<b>39:21.9</b>	12.50	80
3	29	ULSET Nils-Erik	NOR	LW3	89	8:29.6 (4)	16:15.7 (3)	24:59.2 (3)	33:09.5 (3)	43:11.8	+59.5	38:26.7	1+0+1+0	<b>40:26.7</b>	29.30	60
4	25	SATO Keiichi	JPN	LW8	96	9:06.1 (5)	18:32.0 (6)	26:41.4 (5)	35:05.0 (4)	42:11.7	+3:04.0	40:30.4	1+1+0+0	<b>42:30.4</b>	61.38	50
5	26	VOVCHYNSKYI Grygorii	UKR	LW8	96	9:20.2 (6)	17:08.0 (4)	25:05.8 (4)	35:28.5 (5)	42:19.2	+3:11.5	40:37.6	0+0+0+2	<b>42:37.6</b>	63.25	45
6	28	REPTYUKH Ihor	UKR	LW8	96	10:32.8 (9)	20:12.3 (8)	30:44.4 (9)	38:31.3 (6)	39:14.6	+06.9	37:40.4	3+2+3+0	<b>45:40.4</b>	110.65	40
7	23	ROMANIUK Serhii	UKR	LW8	96	9:35.0 (7)	20:23.6 (9)	29:59.6 (8)	39:50.8 (8)	44:18.0	+5:10.3	42:31.7	1+2+1+1	<b>47:31.7</b>	139.52	36
8	24	SYTNYK Vitalii	UKR	LW6	95	8:11.2 (3)	17:43.7 (5)	27:42.9 (6)	39:44.2 (7)	44:57.7	+5:25.3	42:42.8	0+1+1+3	<b>47:42.8</b>	142.40	32
9	21	HARKONEN Juha	FIN	LW4	97	10:25.4 (8)	20:01.4 (7)	29:43.0 (7)	40:39.6 (9)	48:58.6	+10:15.1	47:30.4	1+0+0+1	<b>49:30.4</b>	170.30	29
10	22	SILCHANKA Siarhei	BLR	LW8	96	12:35.1 (10)	24:20.1 (10)	35:57.9 (10)	47:45.8 (10)	44:15.5	+5:07.8	42:29.3	4+3+3+3	<b>55:29.3</b>	263.37	



FINSTERAU

TUE  
14 FEB 2017  
12:00

BIATHLON

MEN INDIVIDUAL,STANDING

FINAL

# OFFICIAL RESULTS

As of 14 FEB 2017



Weather	Snow Conditions	Temperature		Competitors					
		Air	Snow	Entries	Ranked	DSQ	DNF	DNS	LAP
Sunny	Packed	5.0 °C	-0.1 °C	10	10	0	0	0	0

<b>IPC TD</b>
<b>MAGAND Guy (FRA).</b>

<b>Competition Secretary</b>
<b>LENZ Josef (GER).</b>

**Note:**

All times except 'Real Time' are calculated times. Calculated time is the real time multiplied by the athlete's percentage.  
Delta – Time difference of the competitor's real time and his/her real time equal to the winners result (skiing time).

**Legend:**

<b>DNF</b>	Did not finish	<b>DNS</b>	Did not start	<b>DSQ</b>	Disqualified
<b>Delta</b>	Time behind ranked 1	<b>IPC</b>	International Paralympic Committee	<b>TD</b>	Technical Delegate
<b>ITn</b>	Intermediate position n	<b>NPC</b>	National Paralympic Committee		

TUE  
14 FEB 2017  
13:45

MEN INDIVIDUAL, VISUALLY IMPAIRED

As of 14 FEB 2017

FINAL

JURY				COURSE INFORMATION			
IPC TD	MAGAND Guy(FRA)	Course Name	Standing 3,0 km				
IPC Assistant TD CC	BURBEE Jim(CAN)	Height difference	47 m				
IPC Assistant TD BT	KADYKOV Georgy(RUS)	Maximum Climb	31 m				
IPC Race Director	NEESER Hans Peter(SUI)	Total Climb	78 m per lap				
IPC Jury Member	UNDHEIM Tor(NOR)	Length of Lap	3077 m				
Chief of Competition	EDER Karl(GER)	Number of Laps	5				

Rank	Bib	Name	NPC Code	Sport Class	%	3.0 Km Time(Rk)	6.0 Km Time(Rk)	9.0 Km Time(Rk)	12.0 Km Time(Rk)	Real Time	Delta	Calculated Time	Missed Shoots	Result	Race Pts.	WC Pts.
1	56	SHAPTSIABOI Vasili <i>Guide: BUDZILOVICH D</i>	BLR	B2	99	7:48.4 (1)	15:58.4 (1)	24:10.8 (1)	33:50.4 (1)	40:11.4		39:47.3	0+0+0+1	<b>40:47.3</b>	0.00	100
2	58	KOVALEVSKIY Anatolii <i>Guide: MUKSHYN O</i>	UKR	B2	99	8:12.9 (2)	17:30.3 (5)	25:55.1 (2)	34:29.4 (2)	41:20.0	+1:08.5	40:55.2	0+1+0+0	<b>41:55.2</b>	16.65	80
3	59	LUKYANENKO Vitaliy <i>Guide: MARCHYSHAK Ivan</i>	UKR	B3	100	9:23.2 (8)	17:50.6 (7)	26:23.1 (5)	34:59.8 (3)	41:21.2	+1:33.9	41:21.2	1+0+0+0	<b>42:21.2</b>	23.02	60
4	60	UTKIN Iurii <i>Guide: PEREKHODA R</i>	UKR	B2	99	8:38.0 (6)	17:15.1 (4)	25:56.3 (3)	35:19.9 (4)	41:47.9	+1:36.4	41:22.8	0+0+0+1	<b>42:22.8</b>	23.41	50
5	55	SUIARKO Dmytro <i>Guide: POTAPENKO Vasyi</i>	UKR	B2	99	8:28.0 (3)	16:50.9 (2)	28:20.5 (7)	36:52.4 (5)	41:26.7	+1:15.2	41:01.8	0+0+3+0	<b>44:01.8</b>	47.69	45
6	57	RESHETYNSKIY Iaroslav <i>Guide: GERGARDT Artur</i>	UKR	B2	99	8:34.3 (4)	19:06.6 (8)	27:33.2 (6)	37:09.3 (6)	42:01.3	+1:49.8	41:36.1	0+2+0+1	<b>44:36.1</b>	56.09	40
7	53	CHALENCON Anthony <i>Guide: VALVERDE Simon</i>	FRA	B1	88	8:36.4 (5)	17:12.1 (3)	26:06.0 (4)	38:04.9 (7)	48:29.6	+3:16.7	42:40.4	0+0+0+3	<b>45:40.4</b>	71.86	36
8	54	KAZIK Oleksandr <i>Guide: KUCHERYAVIY S</i>	UKR	B1	88	9:09.1 (7)	17:44.3 (6)	29:33.7 (8)	42:39.7 (8)	48:12.6	+2:59.7	42:25.5	1+0+3+4	<b>50:25.5</b>	141.76	32
9	52	GARBOWSKI Piotr <i>Guide: PENAR Janusz</i>	POL	B3	100	11:52.8 (10)	22:49.5 (10)	33:48.3 (10)	44:49.9 (9)	48:24.5	+8:37.2	48:24.5	2+1+1+1	<b>53:24.5</b>	185.64	
10	51	TAKAMURA Kazuto <i>Guide: FUJITA Yuhei</i>	JPN	B1	88	11:03.5 (9)	22:22.6 (9)	33:47.4 (9)	45:17.2 (10)	56:48.4	+11:35.5	49:59.4	1+1+1+1	<b>53:59.4</b>	194.20	



FINSTERAU

TUE  
14 FEB 2017  
13:45

BIATHLON

MEN INDIVIDUAL, VISUALLY IMPAIRED

FINAL

# OFFICIAL RESULTS

As of 14 FEB 2017



Weather	Snow Conditions	Temperature		Competitors					
		Air	Snow	Entries	Ranked	DSQ	DNF	DNS	LAP
Sunny	Packed	4.0 °C	-0.1 °C	10	10	0	0	0	0

<b>IPC TD</b>
<b>MAGAND Guy (FRA).</b>

<b>Competition Secretary</b>
<b>LENZ Josef (GER).</b>

**Note:**

All times except 'Real Time' are calculated times. Calculated time is the real time multiplied by the athlete's percentage.  
Delta – Time difference of the competitor's real time and his/her real time equal to the winners result (skiing time).

**Legend:**

<b>DNF</b>	Did not finish	<b>DNS</b>	Did not start	<b>DSQ</b>	Disqualified
<b>Delta</b>	Time behind ranked 1	<b>IPC</b>	International Paralympic Committee	<b>TD</b>	Technical Delegate
<b>ITn</b>	Intermediate position n	<b>NPC</b>	National Paralympic Committee		

SAT  
11 FEB 2017  
10:00

MEN MIDDLE,SITTING

As of 11 FEB 2017

FINAL

JURY				COURSE INFORMATION			
IPC TD	MAGAND Guy(FRA)	Course Name	Sitski 2,5 km				
IPC Assistant TD CC	BURBEE Jim(CAN)	Height difference	22 m				
IPC Assistant TD BT	KADYKOV Georgy(RUS)	Maximum Climb	13 m				
IPC Race Director	NEESER Hans Peter(SUI)	Total Climb	44 m per lap				
IPC Jury Member	UNDHEIM Tor(NOR)	Length of Lap	2340 m				
Chief of Competition	EDER Karl(GER)	Number of Laps	5				

Rank	Bib	Name	NPC Code	Sport Class	%	2.5 Km Time(Rk)	5.0 Km Time(Rk)	7.5 Km Time(Rk)	10.0 Km Time(Rk)	Real Time	Delta	Calculated Time	Missed Shoots	Result	Race Pts.	WC Pts.
1	10	FLEIG Martin	GER	LW11.5	96	7:57.4 (1)	15:35.7 (1)	23:15.1 (1)	30:55.3 (1)	39:04.8		37:31.0	1+0+0+0	<b>37:31.0</b>	0.00	100
2	9	RAD Taras	UKR	LW12	100	8:28.1 (6)	15:59.5 (2)	23:29.3 (2)	31:14.9 (2)	37:52.2	+21.2	37:52.2	2+0+0+0	<b>37:52.2</b>	5.65	80
3	5	SIN Eui Hyun	KOR	LW12	100	8:26.2 (5)	16:47.7 (5)	25:10.7 (6)	33:00.9 (3)	39:37.4	+2:06.4	39:37.4	2+1+1+0	<b>39:37.4</b>	33.69	60
4	8	LARSEN Trygve Steinar	NOR	LW12	100	8:16.1 (4)	16:27.5 (3)	24:38.6 (4)	33:03.8 (4)	39:54.2	+2:23.2	39:54.2	1+1+1+1	<b>39:54.2</b>	38.17	50
5	1	CAMERON Collin	CAN	LW12	100	8:13.5 (3)	16:48.9 (6)	25:05.3 (5)	33:20.4 (6)	40:02.0	+2:31.0	40:02.0	0+1+0+0	<b>40:02.0</b>	40.25	45
6	7	SOULE Andrew	USA	LW12	100	8:08.1 (2)	16:49.6 (7)	24:32.5 (3)	33:09.1 (5)	40:10.4	+2:39.4	40:10.4	1+2+0+2	<b>40:10.4</b>	42.49	40
7	4	ROSIEK Kamil	POL	LW12	100	8:29.9 (7)	17:23.8 (9)	26:20.9 (7)	35:26.3 (7)	42:28.1	+4:57.1	42:28.1	1+2+2+2	<b>42:28.1</b>	79.19	36
8	11	LOBAN Dzmitry	BLR	LW12	100	9:05.5 (9)	16:44.2 (4)	26:32.7 (8)	36:02.9 (9)	42:30.7	+4:59.7	42:30.7	3+0+5+4	<b>42:30.7</b>	79.88	32
9	2	ZAPLOTINSKY Derek	CAN	LW11	94	8:51.0 (8)	17:08.5 (8)	27:02.3 (9)	35:39.4 (8)	45:50.8	+5:56.1	43:05.8	1+0+3+0	<b>43:05.8</b>	89.24	29
10	6	LUKYANENKA Yauheni	BLR	LW12	100	9:07.5 (10)	19:18.6 (11)	27:42.8 (10)	37:42.3 (11)	45:00.7	+7:29.7	45:00.7	3+5+1+4	<b>45:00.7</b>	119.87	26

Disqualified		Time(Rk) Time(Rk) Time(Rk) Time(Rk)											
3	LEE Jeong Min	KOR	LW12	100	9:19.2 (11)	19:07.1 (10)	27:48.1 (11)	36:11.9 (10)	43:12.8	43:12.8	5+4+1+1		

## Reason for Disqualification

Bib Number 3 IPC 343.6 Did not ski the entire course





FINSTERAU

SAT  
11 FEB 2017  
10:00

BIATHLON

MEN MIDDLE,SITTING

FINAL

# OFFICIAL RESULTS

As of 11 FEB 2017



Weather	Snow Conditions	Temperature		Competitors					
		Air	Snow	Entries	Ranked	DSQ	DNF	DNS	LAP
Sunny	Packed	7.3 °C	-2.9 °C	11	10	1	0	0	0

<b>IPC TD</b>
<b>MAGAND Guy (FRA).</b>

<b>Competition Secretary</b>
<b>LENZ Josef (GER).</b>

**Note:**

All times except 'Real Time' are calculated times. Calculated time is the real time multiplied by the athlete's percentage.  
Delta – Time difference of the competitor's real time and his/her real time equal to the winners result (skiing time).

**Legend:**

<b>DNF</b>	Did not finish	<b>DNS</b>	Did not start	<b>DSQ</b>	Disqualified
<b>Delta</b>	Time behind ranked 1	<b>IPC</b>	International Paralympic Committee	<b>TD</b>	Technical Delegate
<b>ITn</b>	Intermediate position n	<b>NPC</b>	National Paralympic Committee		

SAT  
11 FEB 2017  
12:00

MEN MIDDLE,STANDING

As of 11 FEB 2017

FINAL

JURY				COURSE INFORMATION			
IPC TD	MAGAND Guy(FRA)	Course Name	Standing 2,5 km				
IPC Assistant TD CC	BURBEE Jim(CAN)	Height difference	39 m				
IPC Assistant TD BT	KADYKOV Georgy(RUS)	Maximum Climb	20 m				
IPC Race Director	NEESER Hans Peter(SUI)	Total Climb	67 m per lap				
IPC Jury Member	UNDHEIM Tor(NOR)	Length of Lap	2588 m				
Chief of Competition	EDER Karl(GER)	Number of Laps	5				

Rank	Bib	Name	NPC Code	Sport Class	%	2.5 Km Time(Rk)	5.0 Km Time(Rk)	7.5 Km Time(Rk)	10.0 Km Time(Rk)	Real Time	Delta	Calculated Time	Missed Shoots	Result	Race Pts.	WC Pts.
1	40	ARENDZ Mark	CAN	LW6	95	6:20.7 (3)	12:38.4 (2)	18:54.7 (1)	25:11.8 (1)	32:16.1		30:39.3	0+0+0+0	<b>30:39.3</b>	0.00	100
2	43	DAVIET Benjamin	FRA	LW2	91	6:17.7 (2)	12:35.9 (1)	19:19.1 (3)	25:51.5 (3)	34:19.7	+38.4	31:14.3	0+0+1+1	<b>31:14.3</b>	11.42	80
3	39	VOVCHYNSKYI Grygorii	UKR	LW8	96	6:05.3 (1)	12:46.6 (3)	19:08.7 (2)	25:50.0 (2)	32:41.2	+45.2	31:22.8	0+1+0+1	<b>31:22.8</b>	14.19	60
4	38	SATO Keiichi	JPN	LW8	96	6:41.8 (6)	13:25.4 (6)	20:07.2 (4)	26:49.2 (4)	34:03.6	+2:07.6	32:41.9	0+0+0+0	<b>32:41.9</b>	39.99	50
5	42	ULSET Nils-Erik	NOR	LW3	89	6:34.4 (5)	13:18.7 (4)	20:12.6 (5)	27:09.7 (5)	37:25.7	+2:59.0	33:18.7	0+0+0+0	<b>33:18.7</b>	52.00	45
6	41	REPTYUKH Ihor	UKR	LW8	96	6:29.1 (4)	13:20.6 (5)	20:37.0 (6)	27:49.2 (6)	34:53.2	+2:57.2	33:29.5	0+1+2+2	<b>33:29.5</b>	55.52	40
7	37	SYTNYK Vitalii	UKR	LW6	95	7:42.2 (8)	15:03.9 (7)	22:06.3 (7)	29:38.7 (7)	37:43.9	+5:27.7	35:50.7	2+1+0+1	<b>35:50.7</b>	101.58	36
8	32	LEHMKER Steffen	GER	LW8	96	7:34.4 (7)	15:13.0 (8)	22:55.4 (9)	30:43.9 (8)	38:49.5	+6:53.5	37:16.3	1+1+1+1	<b>37:16.3</b>	129.51	32
9	36	ROMANIUK Serhii	UKR	LW8	96	7:55.7 (11)	15:46.8 (10)	22:42.3 (8)	31:06.4 (9)	39:06.8	+7:10.8	37:32.9	2+2+0+3	<b>37:32.9</b>	134.92	29
10	34	SILCHANKA Siarhei	BLR	LW8	96	7:46.6 (10)	15:47.3 (11)	23:47.3 (11)	31:20.1 (10)	39:31.1	+7:35.1	37:56.3	2+2+2+1	<b>37:56.3</b>	142.55	26
11	35	SKUPIEN Witold	POL	LW5/7	88	7:45.5 (9)	15:29.1 (9)	23:38.9 (10)	32:17.9 (11)	43:30.5	+8:40.3	38:17.2	2+2+2+3	<b>38:17.2</b>	149.37	24
12	33	HARKONEN Juha	FIN	LW4	97	8:30.3 (12)	16:36.1 (12)	24:21.5 (12)	33:07.2 (12)	41:13.6	+9:37.4	39:59.4	2+1+0+2	<b>39:59.4</b>	182.71	
13	31	AHRENS Terry	GBR	LW6	95	8:36.3 (13)	18:42.7 (13)	27:31.2 (13)	36:28.3 (13)	46:25.2	+14:09.0	44:05.9	1+3+0+1	<b>44:05.9</b>	263.12	



FINSTERAU

SAT  
11 FEB 2017  
12:00

BIATHLON

MEN MIDDLE,STANDING

FINAL

# OFFICIAL RESULTS

As of 11 FEB 2017



Weather	Snow Conditions	Temperature		Competitors					
		Air	Snow	Entries	Ranked	DSQ	DNF	DNS	LAP
Sunny	Packed	8.1 °C	-2.1 °C	13	13	0	0	0	0

<b>IPC TD</b>
<b>MAGAND Guy (FRA).</b>

<b>Competition Secretary</b>
<b>LENZ Josef (GER).</b>

**Note:**

All times except 'Real Time' are calculated times. Calculated time is the real time multiplied by the athlete's percentage.  
Delta – Time difference of the competitor's real time and his/her real time equal to the winners result (skiing time).

**Legend:**

<b>DNF</b>	Did not finish	<b>DNS</b>	Did not start	<b>DSQ</b>	Disqualified
<b>Delta</b>	Time behind ranked 1	<b>IPC</b>	International Paralympic Committee	<b>TD</b>	Technical Delegate
<b>ITn</b>	Intermediate position n	<b>NPC</b>	National Paralympic Committee		

SAT  
11 FEB 2017  
13:20

MEN MIDDLE,VISUALLY IMPAIRED

As of 11 FEB 2017

FINAL

JURY			COURSE INFORMATION		
IPC TD	MAGAND Guy(FRA)		Course Name	Standing 2,5 km	
IPC Assistant TD CC	BURBEE Jim(CAN)		Height difference	39 m	
IPC Assistant TD BT	KADYKOV Georgy(RUS)		Maximum Climb	20 m	
IPC Race Director	NEESER Hans Peter(SUI)		Total Climb	67 m per lap	
IPC Jury Member	UNDHEIM Tor(NOR)		Length of Lap	2588 m	
Chief of Competition	EDER Karl(GER)		Number of Laps	5	

Rank	Bib	Name	NPC Code	Sport Class	%	2.5 Km Time(Rk)	5.0 Km Time(Rk)	7.5 Km Time(Rk)	10.0 Km Time(Rk)	Real Time	Delta	Calculated Time	Missed Shoots	Result	Race Pts.	WC Pts.
1	84	UTKIN Iurii <i>Guide: PEREKHODA R</i>	UKR	B2	99	7:12.2 (5)	13:59.4 (3)	20:48.7 (3)	27:30.3 (2)	33:10.6		32:50.7	0+0+0+0	<b>32:50.7</b>	0.00	100
2	82	KOVALEVSKIY Anatolii <i>Guide: MUKSHYN O</i>	UKR	B2	99	6:51.8 (3)	13:30.7 (1)	20:22.7 (1)	27:22.3 (1)	33:27.5	+16.8	33:07.4	0+0+0+0	<b>33:07.4</b>	5.08	80
3	79	SUIARKO Dmytro <i>Guide: POTAPENKO Vasyi</i>	UKR	B2	99	7:29.8 (8)	14:03.3 (4)	21:44.0 (5)	28:43.1 (5)	34:12.4	+1:01.7	33:51.9	1+0+0+0	<b>33:51.9</b>	18.63	60
4	83	LUKYANENKO Vitaliy <i>Guide: BABAR Borys</i>	UKR	B3	100	6:42.1 (1)	13:36.2 (2)	20:29.6 (2)	27:56.4 (3)	33:53.1	+1:02.4	33:53.1	0+0+0+1	<b>33:53.1</b>	19.00	50
5	77	CHALENCON Anthony <i>Guide: VALVERDE Simon</i>	FRA	B1	88	6:59.1 (4)	14:04.8 (5)	21:18.2 (4)	28:20.8 (4)	38:35.6	+1:16.1	33:57.7	0+0+0+0	<b>33:57.7</b>	20.40	45
6	80	SHAPTSIABOI Vasili <i>Guide: BUDZILOVICH D</i>	BLR	B2	99	6:51.0 (2)	14:23.5 (6)	22:16.4 (6)	30:05.2 (6)	36:12.6	+3:01.9	35:50.9	1+2+2+2	<b>35:50.9</b>	54.86	40
7	81	RESHETYNSKIY Iaroslav <i>Guide: GERGARDT Artur</i>	UKR	B2	99	7:12.8 (6)	14:34.2 (7)	22:34.7 (7)	31:01.8 (7)	37:50.1	+4:39.4	37:27.4	1+1+2+2	<b>37:27.4</b>	84.24	36
8	78	KAZIK Oleksandr <i>Guide: KUCHERYAVIY S</i>	UKR	B1	88	7:20.7 (7)	15:38.2 (8)	23:41.1 (8)	32:20.9 (8)	43:42.3	+6:22.8	38:27.6	1+3+1+3	<b>38:27.6</b>	102.57	32
9	75	MODIN Zebastian <i>Guide: ANDERSSON J</i>	SWE	B1	88	8:13.4 (10)	16:18.4 (11)	24:54.1 (10)	33:09.9 (9)	44:15.8	+6:56.3	38:57.1	2+2+3+2	<b>38:57.1</b>	111.55	29
10	74	MAKHOTKIN Oleksandr <i>Guide: MARCHYSHAK Ivan</i>	UKR	B3	100	7:57.0 (9)	16:04.6 (10)	24:36.8 (9)	33:37.2 (10)	40:14.4	+7:23.7	40:14.4	0+1+1+2	<b>40:14.4</b>	135.09	26
11	73	GARBOWSKI Piotr <i>Guide: PENAR Janusz</i>	POL	B3	100	9:01.7 (13)	18:32.9 (13)	27:09.7 (11)	35:28.8 (11)	42:11.2	+9:20.5	42:11.2	2+3+1+0	<b>42:11.2</b>	170.65	24

SAT  
11 FEB 2017  
13:20

MEN MIDDLE,VISUALLY IMPAIRED

As of 11 FEB 2017

FINAL

Rank	Bib	Name	NPC Code	Sport Class	%	2.5 Km Time(Rk)	5.0 Km Time(Rk)	7.5 Km Time(Rk)	10.0 Km Time(Rk)	Real Time	Delta	Calculated Time	Missed Shoots	Result	Race Pts.	WC Pts.
12	72	TAKAMURA Kazuto <i>Guide: FUJITA Yuhei</i>	JPN	B1	88	8:27.8 (12)	18:10.3 (12)	27:26.6 (12)	35:49.7 (12)	48:21.1	+11:01.6	42:33.0	0+3+1+0	<b>42:33.0</b>	177.29	22
13	71	KANAFIN Kairat <i>Guide: ZHDANOVICH A</i>	KAZ	B2	99	10:47.4 (14)	19:54.6 (14)	31:24.9 (13)	41:12.8 (13)	48:25.3	+15:14.6	47:56.2	4+2+4+3	<b>47:56.2</b>	275.69	

## Results with Warning, Time Penalty or Time Adjustment

Time Adjustment Bib 79 18 secs Target malfunction

Did Not Finish		Time(Rk) Time(Rk) Time(Rk) Time(Rk)											
76	MESSINGER Nico <i>Guide: WINKER Christian</i>	GER	B2	99	8:15.2 (11)	15:53.1 (9)			00.0	00.0	2+1+0+0		

Weather	Snow Conditions	Temperature		Competitors					
		Air	Snow	Entries	Ranked	DSQ	DNF	DNS	LAP
Sunny	Packed	11.0 °C	-1.2 °C	14	13	0	1	0	0

<b>IPC TD</b>
<b>MAGAND Guy (FRA).</b>

<b>Competition Secretary</b>
<b>LENZ Josef (GER).</b>

## Note:

All times except 'Real Time' are calculated times. Calculated time is the real time multiplied by the athlete's percentage.  
Delta – Time difference of the competitor's real time and his/her real time equal to the winners result (skiing time).

## Legend:

<b>DNF</b>	Did not finish	<b>DNS</b>	Did not start	<b>DSQ</b>	Disqualified
<b>Delta</b>	Time behind ranked 1	<b>IPC</b>	International Paralympic Committee	<b>TD</b>	Technical Delegate
<b>ITn</b>	Intermediate position n	<b>NPC</b>	National Paralympic Committee		



JURY			COURSE INFORMATION		
IPC TD	MAGAND Guy(FRA)		Course Name	Sitski 2,5 km	
IPC Assistant TD CC	BURBEE Jim(CAN)		Height difference	22 m	
IPC Assistant TD BT	KADYKOV Georgy(RUS)		Maximum Climb	13 m	
IPC Race Director	NEESER Hans Peter(SUI)		Total Climb	44 m per lap	
IPC Jury Member	UNDHEIM Tor(NOR)		Length of Lap	2340 m	
Chief of Competition	EDER Karl(GER)		Number of Laps	3	

Rank	Bib	Name	NPC Code	Sport Class	%	2.5 Km Time(Rk)	5.0 Km Time(Rk)	Real Time	Delta	Calculated Time	Missed Shoots	Result	Race Pts.	WC Pts.
1	8	YAROVYI Maksym	UKR	LW10	86	7:52.3 (3)	15:18.4 (3)	25:07.1		21:36.1	1+0	<b>21:36.1</b>	0.00	100
2	13	RAD Taras	UKR	LW12	100	7:41.1 (1)	15:14.7 (1)	21:48.9	+12.8	21:48.9	0+0	<b>21:48.9</b>	5.93	80
3	12	FLEIG Martin	GER	LW11.5	96	7:41.3 (2)	15:18.3 (2)	22:44.8	+14.6	21:50.2	0+0	<b>21:50.2</b>	6.53	60
4	9	SOULE Andrew	USA	LW12	100	7:54.5 (4)	16:12.2 (4)	22:59.1	+1:23.0	22:59.1	0+1	<b>22:59.1</b>	38.42	50
5	4	PIKE Aaron	USA	LW11.5	96	8:03.9 (5)	16:16.6 (5)	24:04.3	+1:34.1	23:06.5	0+0	<b>23:06.5</b>	41.85	45
6	6	SIN Eui Hyun	KOR	LW12	100	8:15.8 (6)	16:33.5 (6)	23:13.2	+1:37.1	23:13.2	1+1	<b>23:13.2</b>	44.95	40
7	11	LOBAN Dzmitry	BLR	LW12	100	8:19.6 (7)	16:55.8 (7)	23:35.3	+1:59.2	23:35.3	1+2	<b>23:35.3</b>	55.18	36
8	5	ROSIEK Kamil	POL	LW12	100	8:33.0 (8)	17:02.9 (8)	24:08.7	+2:32.6	24:08.7	0+0	<b>24:08.7</b>	70.64	32
9	10	LARSEN Trygve Steinar	NOR	LW12	100	9:05.7 (10)	17:26.5 (10)	24:22.2	+2:46.1	24:22.2	2+1	<b>24:22.2</b>	76.89	29
10	3	ZAPLOTINSKY Derek	CAN	LW11	94	8:38.6 (9)	17:11.3 (9)	26:03.2	+3:04.3	24:29.4	0+0	<b>24:29.4</b>	80.23	26
11	7	LUKYANENKA Yauheni	BLR	LW12	100	9:23.6 (12)	17:50.5 (11)	24:37.4	+3:01.3	24:37.4	3+1	<b>24:37.4</b>	83.93	24
12	2	CAMERON Collin	CAN	LW12	100	9:12.5 (11)	18:09.5 (12)	25:13.1	+3:37.0	25:13.1	2+1	<b>25:13.1</b>	100.46	22
13	1	MEENAGH Scott	GBR	LW12	100	9:40.4 (13)	19:03.6 (13)	26:42.3	+5:06.2	26:42.3	2+1	<b>26:42.3</b>	141.75	20



FINSTERAU

SAT  
18 FEB 2017  
10:00

BIATHLON

MEN SPRINT,SITTING

FINAL

# OFFICIAL RESULTS

As of 18 FEB 2017



Weather	Snow Conditions	Temperature		Competitors					
		Air	Snow	Entries	Ranked	DSQ	DNF	DNS	LAP
Cloudy	Compact	1.0 °C	-1.9 °C	13	13	0	0	0	0

<b>IPC TD</b>
<b>MAGAND Guy (FRA).</b>

<b>Competition Secretary</b>
<b>LENZ Josef (GER).</b>

**Note:**

All times except 'Real Time' are calculated times. Calculated time is the real time multiplied by the athlete's percentage.  
Delta – Time difference of the competitor's real time and his/her real time equal to the winners result (skiing time).

**Legend:**

<b>DNF</b>	Did not finish	<b>DNS</b>	Did not start	<b>DSQ</b>	Disqualified
<b>Delta</b>	Time behind ranked 1	<b>IPC</b>	International Paralympic Committee	<b>TD</b>	Technical Delegate
<b>ITn</b>	Intermediate position n	<b>NPC</b>	National Paralympic Committee		

SAT  
18 FEB 2017  
12:00

MEN SPRINT,STANDING

As of 18 FEB 2017

FINAL

JURY			COURSE INFORMATION		
IPC TD	MAGAND Guy(FRA)		Course Name	Standing 2,5 km	
IPC Assistant TD CC	BURBEE Jim(CAN)		Height difference	39 m	
IPC Assistant TD BT	KADYKOV Georgy(RUS)		Maximum Climb	20 m	
IPC Race Director	NEESER Hans Peter(SUI)		Total Climb	67 m per lap	
IPC Jury Member	UNDHEIM Tor(NOR)		Length of Lap	2588 m	
Chief of Competition	EDER Karl(GER)		Number of Laps	3	

Rank	Bib	Name	NPC Code	Sport Class	%	2.5 Km Time(Rk)	5.0 Km Time(Rk)	Real Time	Delta	Calculated Time	Missed Shoots	Result	Race Pts.	WC Pts.
1	40	ARENDZ Mark	CAN	LW6	95	6:29.3 (3)	12:52.5 (1)	19:28.4		18:30.0	0+0	<b>18:30.0</b>	0.00	100
2	41	REPTYUKH Ihor	UKR	LW8	96	6:28.4 (2)	13:03.6 (2)	19:19.0	+02.7	18:32.6	0+0	<b>18:32.6</b>	1.41	80
3	43	DAVIET Benjamin	FRA	LW2	91	6:23.8 (1)	13:16.3 (3)	20:49.7	+29.9	18:57.2	0+1	<b>18:57.2</b>	14.70	60
4	39	VOVCHYNSKYI Grygorii	UKR	LW8	96	6:48.2 (5)	13:25.3 (4)	19:58.4	+42.1	19:10.5	1+0	<b>19:10.5</b>	21.89	50
5	42	ULSET Nils-Erik	NOR	LW3	89	6:41.7 (4)	13:28.5 (5)	21:58.4	+1:11.2	19:33.4	0+0	<b>19:33.4</b>	34.27	45
6	34	SILCHANKA Siarhei	BLR	LW8	96	7:33.0 (9)	14:50.1 (6)	21:49.3	+2:33.0	20:56.9	1+0	<b>20:56.9</b>	79.41	40
7	35	SKUPIEN Witold	POL	LW5/7	88	7:12.7 (6)	15:26.3 (7)	24:06.6	+3:05.2	21:13.0	0+3	<b>21:13.0</b>	88.11	36
8	36	ROMANIUK Serhii	UKR	LW8	96	7:26.4 (7)	15:45.6 (9)	22:59.2	+3:42.9	22:04.0	1+3	<b>22:04.0</b>	115.68	32
9	37	SYTNYK Vitalii	UKR	LW6	95	7:40.9 (10)	15:38.5 (8)	23:14.5	+3:46.0	22:04.8	1+2	<b>22:04.8</b>	116.11	29
10	32	LEHMKER Steffen	GER	LW8	96	7:56.3 (11)	16:07.1 (10)	23:35.7	+4:19.4	22:39.1	2+2	<b>22:39.1</b>	134.65	26
11	38	SATO Keiichi	JPN	LW8	96	7:31.9 (8)	16:33.9 (12)	23:45.4	+4:29.1	22:48.4	1+4	<b>22:48.4</b>	139.68	24
12	33	HARKONEN Juha	FIN	LW4	97	8:04.1 (12)	17:02.2 (13)	24:38.5	+5:34.1	23:54.1	0+2	<b>23:54.1</b>	175.19	22
13	31	AHRENS Terry	GBR	LW6	95	8:12.0 (13)	16:32.2 (11)	25:10.4	+5:41.9	23:54.9	0+0	<b>23:54.9</b>	175.62	20





FINSTERAU

SAT  
18 FEB 2017  
12:00

BIATHLON

MEN SPRINT,STANDING

FINAL

# OFFICIAL RESULTS

As of 18 FEB 2017



Weather	Snow Conditions	Temperature		Competitors					
		Air	Snow	Entries	Ranked	DSQ	DNF	DNS	LAP
Cloudy	Compact	0.0 °C	-1.9 °C	13	13	0	0	0	0

<b>IPC TD</b>
<b>MAGAND Guy (FRA).</b>

<b>Competition Secretary</b>
<b>LENZ Josef (GER).</b>

**Note:**

All times except 'Real Time' are calculated times. Calculated time is the real time multiplied by the athlete's percentage.  
Delta – Time difference of the competitor's real time and his/her real time equal to the winners result (skiing time).

**Legend:**

<b>DNF</b>	Did not finish	<b>DNS</b>	Did not start	<b>DSQ</b>	Disqualified
<b>Delta</b>	Time behind ranked 1	<b>IPC</b>	International Paralympic Committee	<b>TD</b>	Technical Delegate
<b>ITn</b>	Intermediate position n	<b>NPC</b>	National Paralympic Committee		

SAT  
18 FEB 2017  
13:15

MEN SPRINT, VISUALLY IMP.

As of 18 FEB 2017

FINAL

JURY			COURSE INFORMATION		
IPC TD	MAGAND Guy(FRA)		Course Name	Standing 2,5 km	
IPC Assistant TD CC	BURBEE Jim(CAN)		Height difference	39 m	
IPC Assistant TD BT	KADYKOV Georgy(RUS)		Maximum Climb	20 m	
IPC Race Director	NEESER Hans Peter(SUI)		Total Climb	67 m per lap	
IPC Jury Member	UNDHEIM Tor(NOR)		Length of Lap	2588 m	
Chief of Competition	EDER Karl(GER)		Number of Laps	3	

Rank	Bib	Name	NPC Code	Sport Class	%	2.5 Km Time(Rk)	5.0 Km Time(Rk)	Real Time	Delta	Calculated Time	Missed Shoots	Result	Race Pts.	WC Pts.
1	83	KOVALEVSKYI Anatolii <i>Guide: MUKSHYN O</i>	UKR	B2	99	7:11.6 (3)	14:05.7 (1)	20:08.0		19:55.9	1+0	<b>19:55.9</b>	0.00	100
2	81	SHAPTSIABOI Vasili <i>Guide: LEBEDZEU Mikhail</i>	BLR	B2	99	7:30.2 (5)	14:26.3 (2)	20:27.7	+19.7	20:15.4	2+0	<b>20:15.4</b>	9.78	80
3	78	CHALENCON Anthony <i>Guide: VALVERDE Simon</i>	FRA	B1	88	7:03.8 (1)	14:39.1 (4)	23:25.9	+46.9	20:37.2	0+1	<b>20:37.2</b>	20.72	60
4	84	LUKYANENKO Vitaliy	UKR	B3	100	7:06.5 (2)	14:28.0 (3)	20:39.4	+43.5	20:39.4	0+0	<b>20:39.4</b>	21.82	50
5	85	UTKIN Iurii <i>Guide: PEREKHODA R</i>	UKR	B2	99	7:43.2 (8)	15:03.5 (7)	21:02.6	+54.6	20:50.0	2+0	<b>20:50.0</b>	27.14	45
6	82	RESHETYNSKIY Iaroslav <i>Guide: GERGARDT Artur</i>	UKR	B2	99	7:39.8 (7)	14:40.6 (5)	21:04.8	+56.8	20:52.2	2+0	<b>20:52.2</b>	28.25	40
7	79	KAZIK Oleksandr <i>Guide: KUCHERYAVIY S</i>	UKR	B1	88	7:32.5 (6)	15:00.2 (6)	24:07.9	+1:28.9	21:14.2	1+0	<b>21:14.2</b>	39.28	36
8	76	HOLUB Yury <i>Guide: BUDZILOVICH D</i>	BLR	B3	100	7:55.8 (9)	15:54.7 (9)	21:37.9	+1:42.0	21:37.9	2+2	<b>21:37.9</b>	51.17	32
9	77	MESSINGER Nico <i>Guide: WINKER Christian</i>	GER	B2	99	7:24.7 (4)	15:08.8 (8)	21:54.0	+1:46.0	21:40.9	0+0	<b>21:40.9</b>	52.68	29
10	80	SUIARKO Dmytro <i>Guide: POTAPENKO Vasyl</i>	UKR	B2	99	8:33.1 (12)	16:00.0 (10)	21:59.5	+1:51.5	21:46.3	4+1	<b>21:46.3</b>	55.39	26
11	75	MODIN Zebastian <i>Guide: ANDERSSON J</i>	SWE	B1	88	8:11.2 (11)	16:20.5 (11)	25:36.2	+2:57.2	22:31.9	3+3	<b>22:31.9</b>	78.27	24
12	74	MAKHOTKIN Oleksandr <i>Guide: MARCHYSHAK Ivan</i>	UKR	B3	100	7:57.8 (10)	16:41.8 (12)	23:36.3	+3:40.4	23:36.3	0+1	<b>23:36.3</b>	110.58	22



Rank	Bib	Name	NPC Code	Sport Class	%	2.5 Km Time(Rk)	5.0 Km Time(Rk)	Real Time	Delta	Calculated Time	Missed Shoots	Result	Race Pts.	WC Pts.
13	72	TAKAMURA Kazuto <i>Guide: FUJITA Yuhei</i>	JPN	B1	88	9:29.3 (13)	17:49.6 (13)	29:03.6	+6:24.6	25:34.4	2+1	<b>25:34.4</b>	169.83	20
14	73	LADZESAU Mikita <i>Guide: LUKYANAU Aliaksei</i>	BLR	B2	99	10:21.0 (15)	19:23.1 (14)	25:54.3	+5:46.3	25:38.8	4+2	<b>25:38.8</b>	172.04	18
15	71	KANAFIN Kairat <i>Guide: ZHDANOVICH A</i>	KAZ	B2	99	10:12.4 (14)	19:40.0 (15)	26:36.5	+6:28.5	26:20.5	5+3	<b>26:20.5</b>	192.96	

Weather	Snow Conditions	Temperature		Competitors					
		Air	Snow	Entries	Ranked	DSQ	DNF	DNS	LAP
Cloudy	Compact	0.0 °C	-1.9 °C	15	15	0	0	0	0

<b>IPC TD</b>
<b>MAGAND Guy (FRA).</b>

<b>Competition Secretary</b>
<b>LENZ Josef (GER).</b>

**Note:**

All times except 'Real Time' are calculated times. Calculated time is the real time multiplied by the athlete's percentage.  
Delta – Time difference of the competitor's real time and his/her real time equal to the winners result (skiing time).

**Legend:**

<b>DNF</b>	Did not finish	<b>DNS</b>	Did not start	<b>DSQ</b>	Disqualified
<b>Delta</b>	Time behind ranked 1	<b>IPC</b>	International Paralympic Committee	<b>TD</b>	Technical Delegate
<b>ITn</b>	Intermediate position n	<b>NPC</b>	National Paralympic Committee		

TUE  
14 FEB 2017  
10:10

WOMEN INDIVIDUAL,SITTING

As of 14 FEB 2017

FINAL

JURY			COURSE INFORMATION		
IPC TD	MAGAND Guy(FRA)		Course Name	Sitski 2,5 km	
IPC Assistant TD CC	BURBEE Jim(CAN)		Height difference	22 m	
IPC Assistant TD BT	KADYKOV Georgy(RUS)		Maximum Climb	13 m	
IPC Race Director	NEESER Hans Peter(SUI)		Total Climb	44 m per lap	
IPC Jury Member	UNDHEIM Tor(NOR)		Length of Lap	2340 m	
Chief of Competition	EDER Karl(GER)		Number of Laps	5	

Rank	Bib	Name	NPC Code	Sport Class	%	2.5 Km Time(Rk)	5.0 Km Time(Rk)	7.5 Km Time(Rk)	10.0 Km Time(Rk)	Real Time	Delta	Calculated Time	Missed Shoots	Result	Race Pts.	WC Pts.
1	14	WICKER Anja	GER	LW10.5	90	8:56.8 (2)	17:36.8 (1)	27:13.4 (1)	35:39.6 (1)	46:48.1		42:07.3	0+0+1+0	43:07.3	0.00	100
2	11	HRAFEYEVA Lidziya	BLR	LW12	100	8:55.2 (1)	19:37.6 (2)	29:27.2 (2)	38:16.3 (2)	43:05.2	+57.9	43:05.2	0+2+1+0	46:05.2	41.26	80
3	13	MASTERS Oksana	USA	LW12	100	10:45.8 (3)	21:37.5 (4)	30:40.6 (3)	39:40.8 (3)	42:43.7	+36.4	42:43.7	2+2+0+0	46:43.7	50.18	60
4	12	ESKAU Andrea	GER	LW11	94	12:02.4 (4)	21:17.2 (3)	31:11.2 (4)	40:11.0 (4)	47:27.8	+2:39.1	44:36.9	3+0+1+0	48:36.9	76.43	50

Weather	Snow Conditions	Temperature		Competitors					
		Air	Snow	Entries	Ranked	DSQ	DNF	DNS	LAP
Sunny	Packed	-2.0 °C	-0.1 °C	4	4	0	0	0	0

<b>IPC TD</b>
<b>MAGAND Guy (FRA).</b>

<b>Competition Secretary</b>
<b>LENZ Josef (GER).</b>

**Note:**

All times except 'Real Time' are calculated times. Calculated time is the real time multiplied by the athlete's percentage.  
Delta – Time difference of the competitor's real time and his/her real time equal to the winners result (skiing time).

**Legend:**

<b>DNF</b>	Did not finish	<b>DNS</b>	Did not start	<b>DSQ</b>	Disqualified
<b>Delta</b>	Time behind ranked 1	<b>IPC</b>	International Paralympic Committee	<b>TD</b>	Technical Delegate
<b>ITn</b>	Intermediate position n	<b>NPC</b>	National Paralympic Committee		

TUE  
14 FEB 2017  
12:10

## WOMEN INDIVIDUAL,STANDING

As of 14 FEB 2017

## FINAL

JURY				COURSE INFORMATION			
IPC TD	MAGAND Guy(FRA)	Course Name	Standing 2,5 km				
IPC Assistant TD CC	BURBEE Jim(CAN)	Height difference	39 m				
IPC Assistant TD BT	KADYKOV Georgy(RUS)	Maximum Climb	20 m				
IPC Race Director	NEESER Hans Peter(SUI)	Total Climb	67 m per lap				
IPC Jury Member	UNDHEIM Tor(NOR)	Length of Lap	2588 m				
Chief of Competition	EDER Karl(GER)	Number of Laps	5				

Rank	Bib	Name	NPC Code	Sport Class	%	2.5 Km Time(Rk)	5.0 Km Time(Rk)	7.5 Km Time(Rk)	10.0 Km Time(Rk)	Real Time	Delta	Calculated Time	Missed Shoots	Result	Race Pts.	WC Pts.
1	47	LIASHENKO Liudmyla	UKR	LW8	96	8:30.6 (2)	16:16.0 (1)	23:56.5 (1)	31:56.4 (1)	39:45.4		38:10.0	1+0+0+0	<b>39:10.0</b>	0.00	100
2	44	DEKIJIMA Momoko	JPN	LW6	95	9:22.6 (4)	18:44.1 (6)	27:05.8 (4)	35:27.4 (2)	42:58.2	+2:47.6	40:49.3	1+1+0+0	<b>42:49.3</b>	55.99	80
3	45	BUI Iryna	UKR	LW8	96	7:49.9 (1)	18:07.1 (2)	26:42.8 (2)	36:47.4 (5)	42:35.3	+2:49.8	40:53.1	0+2+0+1	<b>43:53.1</b>	72.28	60
4	43	ABE Yurika	JPN	LW6	95	10:06.2 (5)	18:26.5 (3)	26:52.1 (3)	36:36.4 (4)	43:02.6	+2:52.0	40:53.5	2+0+0+1	<b>43:53.5</b>	72.38	50
5	41	HUDAK Brittany	CAN	LW8	96	8:39.0 (3)	18:26.7 (4)	27:34.5 (5)	36:28.3 (3)	45:03.0	+5:17.5	43:14.9	0+1+0+0	<b>44:14.9</b>	77.85	45
6	42	FARON Iweta	POL	LW8	96	10:12.5 (6)	18:29.5 (5)	27:54.3 (6)	38:28.3 (6)	42:35.7	+2:50.2	40:53.5	2+0+1+2	<b>45:53.5</b>	103.02	40
7	46	BATENKOVA Iuliia	UKR	LW6	95	12:22.5 (8)	21:35.2 (8)	30:44.2 (8)	39:09.5 (8)	42:04.7	+1:54.1	39:58.5	4+1+1+0	<b>45:58.5</b>	104.30	36
8	48	KONONOVA Oleksandra	UKR	LW8	96	11:22.9 (7)	19:42.5 (7)	28:13.0 (7)	38:51.7 (7)	38:36.7	-1:08.7	37:04.0	4+1+1+3	<b>46:04.0</b>	105.70	32



FINSTERAU

TUE  
14 FEB 2017  
12:10

BIATHLON

WOMEN INDIVIDUAL,STANDING

FINAL

OFFICIAL RESULTS

As of 14 FEB 2017



Weather	Snow Conditions	Temperature		Competitors					
		Air	Snow	Entries	Ranked	DSQ	DNF	DNS	LAP
Sunny	Packed	5.0 °C	-0.1 °C	8	8	0	0	0	0

<b>IPC TD</b>
<b>MAGAND Guy (FRA).</b>

<b>Competition Secretary</b>
<b>LENZ Josef (GER).</b>

**Note:**  
 All times except 'Real Time' are calculated times. Calculated time is the real time multiplied by the athlete's percentage.  
 Delta – Time difference of the competitor's real time and his/her real time equal to the winners result (skiing time).

<b>Legend:</b>	Did not finish	<b>DNS</b>	Did not start	<b>DSQ</b>	Disqualified
<b>DNF</b>	Did not finish	<b>IPC</b>	International Paralympic Committee	<b>TD</b>	Technical Delegate
<b>Delta</b>	Time behind ranked 1	<b>NPC</b>	National Paralympic Committee		
<b>ITn</b>	Intermediate position n				

TUE  
14 FEB 2017  
13:55

## FINAL

JURY				COURSE INFORMATION			
IPC TD	MAGAND Guy(FRA)	Course Name	Standing 2,5 km				
IPC Assistant TD CC	BURBEE Jim(CAN)	Height difference	39 m				
IPC Assistant TD BT	KADYKOV Georgy(RUS)	Maximum Climb	20 m				
IPC Race Director	NEESER Hans Peter(SUI)	Total Climb	67 m per lap				
IPC Jury Member	UNDHEIM Tor(NOR)	Length of Lap	2588 m				
Chief of Competition	EDER Karl(GER)	Number of Laps	5				

Rank	Bib	Name	NPC Code	Sport Class	%	2.5 Km Time(Rk)	5.0 Km Time(Rk)	7.5 Km Time(Rk)	10.0 Km Time(Rk)	Real Time	Delta	Calculated Time	Missed Shoots	Result	Race Pts.	WC Pts.
1	74	SHYSHKOVA Oksana <i>Guide: KAZAKOV Vitalii</i>	UKR	B2	99	7:38.0 (1)	15:35.1 (1)	23:22.1 (1)	31:17.0 (1)	38:49.9		38:26.6	0+0+0+0	<b>38:26.6</b>	0.00	100
2	72	KLUG Clara <i>Guide: HARTL Martin</i>	GER	B1	88	8:14.2 (2)	16:44.1 (2)	25:29.5 (2)	36:23.1 (2)	47:41.6	+4:00.4	41:58.2	0+0+0+2	<b>43:58.2</b>	86.26	80
3	73	PRYLUTSKA Olga <i>Guide: IVANOV Volodymyr</i>	UKR	B2	99	8:58.8 (3)	21:01.9 (4)	29:02.3 (3)	38:08.3 (3)	39:39.8	+49.9	39:16.0	1+4+0+1	<b>45:16.0</b>	106.49	60
4	71	RUBANOVSKA Natalia <i>Guide: NESTERENKO L</i>	UKR	B2	99	9:29.9 (4)	20:27.8 (3)	31:19.4 (4)	41:52.3 (4)	45:25.1	+6:35.2	44:57.8	1+2+1+1	<b>49:57.8</b>	179.80	50



Weather	Snow Conditions	Temperature		Competitors					
		Air	Snow	Entries	Ranked	DSQ	DNF	DNS	LAP
Sunny	Packed	4.0 °C	-0.1 °C	4	4	0	0	0	0

<b>IPC TD</b>
<b>MAGAND Guy (FRA).</b>

<b>Competition Secretary</b>
<b>LENZ Josef (GER).</b>

**Note:**  
 All times except 'Real Time' are calculated times. Calculated time is the real time multiplied by the athlete's percentage.  
 Delta – Time difference of the competitor's real time and his/her real time equal to the winners result (skiing time).

<b>Legend:</b>					
<b>DNF</b>	Did not finish	<b>DNS</b>	Did not start	<b>DSQ</b>	Disqualified
<b>Delta</b>	Time behind ranked 1	<b>IPC</b>	International Paralympic Committee	<b>TD</b>	Technical Delegate
<b>ITn</b>	Intermediate position n	<b>NPC</b>	National Paralympic Committee		



SAT  
11 FEB 2017  
10:20

WOMEN MIDDLE,SITTING

As of 11 FEB 2017

FINAL

JURY				COURSE INFORMATION			
IPC TD	MAGAND Guy(FRA)	Course Name	Sitski 2,0 km				
IPC Assistant TD CC	BURBEE Jim(CAN)	Height difference	16 m				
IPC Assistant TD BT	KADYKOV Georgy(RUS)	Maximum Climb	13 m				
IPC Race Director	NEESER Hans Peter(SUI)	Total Climb	33 m per lap				
IPC Jury Member	UNDHEIM Tor(NOR)	Length of Lap	1936 m				
Chief of Competition	EDER Karl(GER)	Number of Laps	5				

Rank	Bib	Name	NPC Code	Sport Class	%	2.0 Km Time(Rk)	4.0 Km Time(Rk)	6.0 Km Time(Rk)	8.0 Km Time(Rk)	Real Time	Delta	Calculated Time	Missed Shoots	Result	Race Pts.	WC Pts.
1	23	HRAFEYEVA Lidziya	BLR	LW12	100	7:05.9 (1)	14:40.2 (1)	21:44.0 (1)	28:46.8 (1)	34:46.0		34:46.0	0+1+0+0	<b>34:46.0</b>	0.00	100
2	26	WICKER Anja	GER	LW10.5	90	7:45.9 (3)	15:10.5 (2)	22:54.3 (2)	30:15.3 (2)	40:24.6	+1:46.8	36:22.1	1+0+1+0	<b>36:22.1</b>	27.64	80
3	24	ESKAU Andrea	GER	LW11	94	8:02.4 (4)	15:26.3 (3)	23:00.1 (3)	30:39.5 (3)	39:09.5	+2:10.3	36:48.5	1+0+0+0	<b>36:48.5</b>	35.23	60
4	25	MASTERS Oksana	USA	LW12	100	7:40.0 (2)	15:45.7 (4)	23:30.6 (4)	31:12.0 (4)	36:53.7	+2:07.7	36:53.7	1+2+1+1	<b>36:53.7</b>	36.73	50
5	22	PYY Sini	FIN	LW11	94	10:39.6 (5)	21:03.5 (5)	32:06.2 (5)	42:35.3 (5)	52:47.4	+15:48.2	49:37.4	5+4+5+4	<b>49:37.4</b>	256.40	
6	21	LORINCZ Krisztina	HUN	LW10.5	90	14:31.5 (6)	30:10.1 (6)	46:09.1 (6)	1:04:20.1 (6)	1:26:13.9	+47:36.1	1:17:36.5	3+3+3+5	<b>1:17:36.5</b>	739.36	



FINSTERAU

SAT  
11 FEB 2017  
10:20

BIATHLON

WOMEN MIDDLE,SITTING

FINAL

# OFFICIAL RESULTS

As of 11 FEB 2017



Weather	Snow Conditions	Temperature		Competitors					
		Air	Snow	Entries	Ranked	DSQ	DNF	DNS	LAP
Sunny	Packed	7.3 °C	-2.9 °C	6	6	0	0	0	0

<b>IPC TD</b>
<b>MAGAND Guy (FRA).</b>

<b>Competition Secretary</b>
<b>LENZ Josef (GER).</b>

**Note:**

All times except 'Real Time' are calculated times. Calculated time is the real time multiplied by the athlete's percentage.  
Delta – Time difference of the competitor's real time and his/her real time equal to the winners result (skiing time).

**Legend:**

<b>DNF</b>	Did not finish	<b>DNS</b>	Did not start	<b>DSQ</b>	Disqualified
<b>Delta</b>	Time behind ranked 1	<b>IPC</b>	International Paralympic Committee	<b>TD</b>	Technical Delegate
<b>ITn</b>	Intermediate position n	<b>NPC</b>	National Paralympic Committee		

SAT  
11 FEB 2017  
12:20

## WOMEN MIDDLE,STANDING

As of 11 FEB 2017

## FINAL

JURY				COURSE INFORMATION			
IPC TD	MAGAND Guy(FRA)	Course Name	Standing 2,0 km				
IPC Assistant TD CC	BURBEE Jim(CAN)	Height difference	39 m				
IPC Assistant TD BT	KADYKOV Georgy(RUS)	Maximum Climb	23 m				
IPC Race Director	NEESER Hans Peter(SUI)	Total Climb	62 m per lap				
IPC Jury Member	UNDHEIM Tor(NOR)	Length of Lap	2080 m				
Chief of Competition	EDER Karl(GER)	Number of Laps	5				

Rank	Bib	Name	NPC Code	Sport Class	%	2.0 Km Time(Rk)	4.0 Km Time(Rk)	6.0 Km Time(Rk)	8.0 Km Time(Rk)	Real Time	Delta	Calculated Time	Missed Shoots	Result	Race Pts.	WC Pts.
1	60	KONONOVA Oleksandra	UKR	LW8	96	6:22.7 (1)	12:31.7 (1)	19:13.5 (1)	25:59.1 (1)	33:00.7		31:41.5	1+0+1+1	<b>31:41.5</b>	0.00	100
2	59	LIASHENKO Liudmyla	UKR	LW8	96	7:01.0 (2)	13:44.6 (2)	21:00.4 (2)	27:35.8 (2)	34:28.4	+1:27.6	33:05.7	2+1+2+0	<b>33:05.7</b>	26.57	80
3	54	ABE Yurika	JPN	LW6	95	7:22.8 (6)	14:24.0 (3)	21:21.5 (3)	28:22.3 (3)	36:02.4	+2:40.8	34:14.3	1+0+0+0	<b>34:14.3</b>	48.21	60
4	56	DEKIJIMA Momoko	JPN	LW6	95	7:01.4 (3)	14:29.0 (4)	21:39.2 (4)	29:17.9 (4)	37:12.2	+3:50.6	35:20.6	0+1+0+1	<b>35:20.6</b>	69.13	50
5	58	BATENKOVA Iuliia	UKR	LW6	95	7:50.4 (9)	15:31.0 (7)	22:34.7 (6)	30:19.2 (8)	37:46.3	+4:24.7	35:53.0	0+2+1+2	<b>35:53.0</b>	79.36	45
6	52	FARON Iweta	POL	LW8	96	8:04.8 (10)	15:37.0 (8)	23:07.7 (8)	30:13.2 (7)	37:42.5	+4:41.7	36:12.0	2+1+1+0	<b>36:12.0</b>	85.35	40
7	53	KONASHUK Bohdana	UKR	LW8	96	7:12.1 (4)	15:05.9 (6)	22:35.0 (7)	30:09.5 (6)	38:06.7	+5:05.9	36:35.2	1+2+1+1	<b>36:35.2</b>	92.67	36
8	51	HUDAK Brittany	CAN	LW8	96	7:20.2 (5)	14:47.5 (5)	22:21.0 (5)	30:05.2 (5)	38:10.8	+5:10.0	36:39.2	0+0+0+0	<b>36:39.2</b>	93.94	32
9	57	BUI Iryna	UKR	LW8	96	7:37.6 (8)	15:55.9 (9)	25:23.3 (10)	32:30.1 (9)	40:06.3	+7:05.5	38:30.0	2+3+5+0	<b>38:30.0</b>	128.90	29
10	55	YOUNG Emily	CAN	LW8	96	7:24.1 (7)	16:10.6 (10)	23:53.7 (9)	33:07.1 (10)	41:06.9	+8:06.1	39:28.2	0+2+0+3	<b>39:28.2</b>	147.26	26



FINSTERAU

SAT  
11 FEB 2017  
12:20

BIATHLON

WOMEN MIDDLE,STANDING

FINAL

# OFFICIAL RESULTS

As of 11 FEB 2017



Weather	Snow Conditions	Temperature		Competitors					
		Air	Snow	Entries	Ranked	DSQ	DNF	DNS	LAP
Sunny	Packed	8.1 °C	-2.1 °C	10	10	0	0	0	0

<b>IPC TD</b>
<b>MAGAND Guy (FRA).</b>

<b>Competition Secretary</b>
<b>LENZ Josef (GER).</b>

**Note:**

All times except 'Real Time' are calculated times. Calculated time is the real time multiplied by the athlete's percentage.  
Delta – Time difference of the competitor's real time and his/her real time equal to the winners result (skiing time).

**Legend:**

<b>DNF</b>	Did not finish	<b>DNS</b>	Did not start	<b>DSQ</b>	Disqualified
<b>Delta</b>	Time behind ranked 1	<b>IPC</b>	International Paralympic Committee	<b>TD</b>	Technical Delegate
<b>ITn</b>	Intermediate position n	<b>NPC</b>	National Paralympic Committee		

SAT  
11 FEB 2017  
13:30

WOMEN MIDDLE, VISUALLY IMPAIRED

As of 11 FEB 2017

FINAL

JURY				COURSE INFORMATION			
IPC TD	MAGAND Guy(FRA)	Course Name	Standing 2,0 km				
IPC Assistant TD CC	BURBEE Jim(CAN)	Height difference	39 m				
IPC Assistant TD BT	KADYKOV Georgy(RUS)	Maximum Climb	23 m				
IPC Race Director	NEESER Hans Peter(SUI)	Total Climb	62 m per lap				
IPC Jury Member	UNDHEIM Tor(NOR)	Length of Lap	2080 m				
Chief of Competition	EDER Karl(GER)	Number of Laps	5				

Rank	Bib	Name	NPC Code	Sport Class	%	2.0 Km Time(Rk)	4.0 Km Time(Rk)	6.0 Km Time(Rk)	8.0 Km Time(Rk)	Real Time	Delta	Calculated Time	Missed Shoots	Result	Race Pts.	WC Pts.
1	93	PRYLUTSKA Olga <i>Guide: IVANOV Volodymyr</i>	UKR	B2	99	6:48.3 (2)	13:26.8 (2)	20:31.1 (1)	27:34.7 (1)	33:31.5		33:11.4	1+0+1+0	<b>33:11.4</b>	0.00	100
2	94	SHYSHKOVA Oksana <i>Guide: KAZAKOV Vitalii</i>	UKR	B2	99	6:32.3 (1)	13:09.4 (1)	20:37.9 (2)	27:35.9 (2)	33:38.7	+07.1	33:18.5	0+0+1+0	<b>33:18.5</b>	2.14	80
3	92	KLUG Clara <i>Guide: HARTL Martin</i>	GER	B1	88	7:13.2 (3)	14:29.4 (3)	22:34.7 (3)	30:16.1 (3)	41:49.0	+4:06.0	36:47.9	1+0+1+0	<b>36:47.9</b>	65.23	60
4	91	RUBANOVSKA Natalia <i>Guide: NESTERENKO L</i>	UKR	B2	99	7:54.3 (4)	15:21.2 (4)	24:06.3 (4)	32:55.1 (4)	39:39.4	+6:07.8	39:15.6	2+0+2+2	<b>39:15.6</b>	109.73	50



FINSTERAU

SAT  
11 FEB 2017  
13:30

BIATHLON

WOMEN MIDDLE, VISUALLY IMPAIRED

FINAL

# OFFICIAL RESULTS

As of 11 FEB 2017



Weather	Snow Conditions	Temperature		Competitors					
		Air	Snow	Entries	Ranked	DSQ	DNF	DNS	LAP
Sunny	Packed	11.0 °C	-1.2 °C	4	4	0	0	0	0

<b>IPC TD</b>
<b>MAGAND Guy (FRA).</b>

<b>Competition Secretary</b>
<b>LENZ Josef (GER).</b>

**Note:**  
 All times except 'Real Time' are calculated times. Calculated time is the real time multiplied by the athlete's percentage.  
 Delta – Time difference of the competitor's real time and his/her real time equal to the winners result (skiing time).

<b>Legend:</b>	Did not finish	<b>DNS</b>	Did not start	<b>DSQ</b>	Disqualified
<b>DNF</b>	Did not finish	<b>IPC</b>	International Paralympic Committee	<b>TD</b>	Technical Delegate
<b>Delta</b>	Time behind ranked 1	<b>NPC</b>	National Paralympic Committee		
<b>ITn</b>	Intermediate position n				



FINSTERAU

SAT  
18 FEB 2017  
10:15

BIATHLON

WOMEN SPRINT,SITTING

FINAL

## OFFICIAL RESULTS

As of 18 FEB 2017

**CORRECTED**

JURY				COURSE INFORMATION			
IPC TD	MAGAND Guy(FRA)	Course Name	Sitski 2,0 km				
IPC Assistant TD CC	BURBEE Jim(CAN)	Height difference	16 m				
IPC Assistant TD BT	KADYKOV Georgy(RUS)	Maximum Climb	13 m				
IPC Race Director	NEESER Hans Peter(SUI)	Total Climb	33 m per lap				
IPC Jury Member	UNDHEIM Tor(NOR)	Length of Lap	1936 m				
Chief of Competition	EDER Karl(GER)	Number of Laps	3				

Rank	Bib	Name	NPC Code	Sport Class	%	2.0 Km Time(Rk)	4.0 Km Time(Rk)	Real Time	Delta	Calculated Time	Missed Shoots	Result	Race Pts.	WC Pts.
1	25	MASTERS Oksana	USA	LW12	100	7:46.7 (2)	15:23.7 (2)	20:56.2		20:56.2	1+1	<b>20:56.2</b>	0.00	100
2	26	WICKER Anja	GER	LW10.5	90	7:55.0 (3)	15:12.4 (1)	23:43.3	+27.5	21:21.0	1+0	<b>21:21.0</b>	11.85	80
3	23	HRAFEYEVA Lidziya	BLR	LW12	100	7:40.8 (1)	15:43.3 (3)	21:48.0	+51.8	21:48.0	1+2	<b>21:48.0</b>	24.74	60
4	24	ESKAU Andrea	GER	LW11	94	8:42.8 (4)	17:02.3 (4)	24:44.0	+2:27.6	23:15.0	3+2	<b>23:15.0</b>	66.30	50
5	21	LORINCZ Krisztina	HUN	LW10.5	90	13:06.0 (5)	27:55.9 (5)	42:21.6	+19:05.8	38:07.4	3+4	<b>38:07.4</b>	492.53	

Did Not Start													
												Time(Rk)	Time(Rk)
22	PYY	Sini	FIN	LW11	94			00.0		00.0	0+0		



FINSTERAU

SAT  
18 FEB 2017  
10:15

BIATHLON

WOMEN SPRINT,SITTING

FINAL

# OFFICIAL RESULTS

As of 18 FEB 2017



**CORRECTED**

Weather	Snow Conditions	Temperature		Competitors					
		Air	Snow	Entries	Ranked	DSQ	DNF	DNS	LAP
Cloudy	Compact	1.0 °C	-1.9 °C	6	5	0	0	1	0

<b>IPC TD</b>
<b>MAGAND Guy (FRA).</b>

<b>Competition Secretary</b>
<b>LENZ Josef (GER).</b>

**Note:**

All times except 'Real Time' are calculated times. Calculated time is the real time multiplied by the athlete's percentage.  
Delta – Time difference of the competitor's real time and his/her real time equal to the winners result (skiing time).

**Legend:**

<b>DNF</b>	Did not finish	<b>DNS</b>	Did not start	<b>DSQ</b>	Disqualified
<b>Delta</b>	Time behind ranked 1	<b>IPC</b>	International Paralympic Committee	<b>TD</b>	Technical Delegate
<b>ITn</b>	Intermediate position n	<b>NPC</b>	National Paralympic Committee		



SAT  
18 FEB 2017  
12:15

## WOMEN SPRINT,STANDING

As of 18 FEB 2017

## FINAL

JURY			COURSE INFORMATION		
IPC TD	MAGAND Guy(FRA)		Course Name	Standing 2,0 km	
IPC Assistant TD CC	BURBEE Jim(CAN)		Height difference	39 m	
IPC Assistant TD BT	KADYKOV Georgy(RUS)		Maximum Climb	23 m	
IPC Race Director	NEESER Hans Peter(SUI)		Total Climb	62 m per lap	
IPC Jury Member	UNDHEIM Tor(NOR)		Length of Lap	2080 m	
Chief of Competition	EDER Karl(GER)		Number of Laps	3	

Rank	Bib	Name	NPC Code	Sport Class	%	2.0 Km Time(Rk)	4.0 Km Time(Rk)	Real Time	Delta	Calculated Time	Missed Shoots	Result	Race Pts.	WC Pts.
1	60	LIASHENKO Liudmyla	UKR	LW8	96	6:20.2 (1)	12:50.2 (1)	19:11.0		18:25.0	0+0	<b>18:25.0</b>	0.00	100
2	61	KONONOVA Oleksandra	UKR	LW8	96	7:13.1 (5)	13:39.3 (3)	20:03.3	+52.2	19:15.2	2+0	<b>19:15.2</b>	27.26	80
3	58	BUI Iryna	UKR	LW8	96	6:44.8 (2)	13:37.7 (2)	20:12.6	+1:01.5	19:24.1	0+0	<b>19:24.1</b>	32.09	60
4	54	KONASHUK Bohdana	UKR	LW8	96	7:46.3 (10)	14:35.3 (5)	21:17.8	+2:06.7	20:26.7	2+0	<b>20:26.7</b>	66.08	50
5	55	ABE Yurika	JPN	LW6	95	6:57.2 (3)	14:35.1 (4)	21:37.1	+2:13.9	20:32.2	0+1	<b>20:32.2</b>	69.07	45
6	59	BATENKOVA Iuliia	UKR	LW6	95	7:40.3 (9)	14:56.7 (7)	21:46.6	+2:23.4	20:41.3	1+1	<b>20:41.3</b>	74.01	40
7	57	DEKIJIMA Momoko	JPN	LW6	95	7:10.8 (4)	14:49.8 (6)	22:08.6	+2:45.4	21:02.2	0+0	<b>21:02.2</b>	85.36	36
8	56	YOUNG Emily	CAN	LW8	96	7:14.9 (6)	15:05.5 (8)	22:04.0	+2:52.9	21:11.0	0+1	<b>21:11.0</b>	90.14	32
9	53	FARON Iweta	POL	LW8	96	7:32.4 (8)	15:08.5 (9)	22:08.7	+2:57.6	21:15.6	1+1	<b>21:15.6</b>	92.63	29
10	52	HUDAK Brittany	CAN	LW8	96	8:24.5 (11)	16:01.8 (11)	23:27.2	+4:16.1	22:30.9	2+0	<b>22:30.9</b>	133.52	26
11	51	VARONA Larysa	BLR	LW8	96	7:24.2 (7)	15:53.4 (10)	23:42.3	+4:31.2	22:45.4	0+1	<b>22:45.4</b>	141.39	24



FINSTERAU

SAT  
18 FEB 2017  
12:15

BIATHLON

WOMEN SPRINT,STANDING

FINAL

# OFFICIAL RESULTS

As of 18 FEB 2017



Weather	Snow Conditions	Temperature		Competitors					
		Air	Snow	Entries	Ranked	DSQ	DNF	DNS	LAP
Cloudy	Compact	0.0 °C	-1.9 °C	11	11	0	0	0	0

<b>IPC TD</b>
<b>MAGAND Guy (FRA).</b>

<b>Competition Secretary</b>
<b>LENZ Josef (GER).</b>

**Note:**

All times except 'Real Time' are calculated times. Calculated time is the real time multiplied by the athlete's percentage.  
Delta – Time difference of the competitor's real time and his/her real time equal to the winners result (skiing time).

**Legend:**

<b>DNF</b>	Did not finish	<b>DNS</b>	Did not start	<b>DSQ</b>	Disqualified
<b>Delta</b>	Time behind ranked 1	<b>IPC</b>	International Paralympic Committee	<b>TD</b>	Technical Delegate
<b>ITn</b>	Intermediate position n	<b>NPC</b>	National Paralympic Committee		

SAT  
18 FEB 2017  
13:25

## WOMEN SPRINT,VISUALLY IMPAIRED

As of 18 FEB 2017

## FINAL

JURY				COURSE INFORMATION			
IPC TD	MAGAND Guy(FRA)	Course Name	Standing 2,0 km				
IPC Assistant TD CC	BURBEE Jim(CAN)	Height difference	39 m				
IPC Assistant TD BT	KADYKOV Georgy(RUS)	Maximum Climb	23 m				
IPC Race Director	NEESER Hans Peter(SUI)	Total Climb	62 m per lap				
IPC Jury Member	UNDHEIM Tor(NOR)	Length of Lap	2080 m				
Chief of Competition	EDER Karl(GER)	Number of Laps	3				

Rank	Bib	Name	NPC Code	Sport Class	%	2.0 Km Time(Rk)	4.0 Km Time(Rk)	Real Time	Delta	Calculated Time	Missed Shoots	Result	Race Pts.	WC Pts.
1	94	SHYSHKOVA Oksana <i>Guide: KAZAKOV Vitalii</i>	UKR	B2	99	7:49.2 (3)	14:35.6 (2)	20:28.0		20:15.7	3+0	<b>20:15.7</b>	0.00	100
2	92	KLUG Clara <i>Guide: HARTL Martin</i>	GER	B1	88	7:00.5 (1)	14:27.4 (1)	23:27.7	+26.2	20:38.8	0+0	<b>20:38.8</b>	11.40	80
3	93	PRYLUTSKA Olga <i>Guide: IVANOV Volodymyr</i>	UKR	B2	99	7:29.9 (2)	15:45.0 (3)	21:55.5	+1:27.5	21:42.3	1+2	<b>21:42.3</b>	42.74	60
4	91	RUBANOVSKA Natalia <i>Guide: NESTERENKO L</i>	UKR	B2	99	9:28.4 (4)	18:51.5 (4)	26:33.1	+6:05.1	26:17.2	3+1	<b>26:17.2</b>	178.42	50



Weather	Snow Conditions	Temperature		Competitors					
		Air	Snow	Entries	Ranked	DSQ	DNF	DNS	LAP
Cloudy	Compact	0.0 °C	-1.9 °C	4	4	0	0	0	0

<b>IPC TD</b>
<b>MAGAND Guy (FRA).</b>

<b>Competition Secretary</b>
<b>LENZ Josef (GER).</b>

**Note:**  
 All times except 'Real Time' are calculated times. Calculated time is the real time multiplied by the athlete's percentage.  
 Delta – Time difference of the competitor's real time and his/her real time equal to the winners result (skiing time).

<b>Legend:</b>					
<b>DNF</b>	Did not finish	<b>DNS</b>	Did not start	<b>DSQ</b>	Disqualified
<b>Delta</b>	Time behind ranked 1	<b>IPC</b>	International Paralympic Committee	<b>TD</b>	Technical Delegate
<b>ITn</b>	Intermediate position n	<b>NPC</b>	National Paralympic Committee		

THU  
16 FEB 2017  
10:00

MEN LONG C,SITTING

As of 16 FEB 2017

FINAL

JURY		COURSE INFORMATION	
IPC TD	MAGAND Guy(FRA)	Course Name	Sitski 3,0 km
IPC Assistant TD BT	KADYKOV Georgy(RUS)	Height difference	16 m
IPC Assistant TD CC	BURBEE Jim(CAN)	Maximum Climb	13 m
IPC Race Director	NEESER Hans Peter(SUI)	Total Climb	57 m per lap
IPC Jury Member	UNDHEIM Tor(NOR)	Length of Lap	2950 m
Chief of Competition	EDER Karl(GER)	Number of Laps	5

Rank	Bib	Name	NPC Code	Sport Class	%	3.0 Km Time(Rk)	6.0 Km Time(Rk)	9.0 Km Time(Rk)	12.0 Km Time(Rk)	Real Time	Delta	Result	Race Pts.	WC Pts.
1	27	YAROVYI Maksym	UKR	LW10	86	7:51.2 (1)	15:51.2 (1)	24:02.0 (1)	32:23.5 (1)	47:08.4		<b>40:32.4</b>	0.00	100
2	26	SIN Eui Hyun	KOR	LW12	100	8:03.2 (2)	16:10.9 (2)	24:28.4 (2)	32:47.0 (2)	40:56.7	+24.3	<b>40:56.7</b>	5.99	80
3	22	FLEIG Martin	GER	LW11.5	96	8:12.1 (3)	16:22.6 (3)	24:40.8 (3)	32:59.5 (3)	42:48.1	+34.3	<b>41:05.4</b>	8.14	60
4	25	SOULE Andrew	USA	LW12	100	8:25.2 (7)	16:44.9 (5)	25:02.3 (4)	33:21.1 (4)	41:36.4	+1:04.0	<b>41:36.4</b>	15.79	50
5	24	LARSEN Trygve Steinar	NOR	LW12	100	8:29.9 (10)	16:49.9 (6)	25:21.7 (6)	33:52.6 (7)	42:07.5	+1:35.1	<b>42:07.5</b>	23.46	45
6	23	LOBAN Dzmityry	BLR	LW12	100	8:30.7 (11)	16:52.9 (7)	25:28.5 (8)	33:51.2 (6)	42:10.3	+1:37.9	<b>42:10.3</b>	24.15	40
7	17	CAMERON Collin	CAN	LW12	100	8:29.5 (9)	16:57.0 (8)	25:22.1 (7)	33:52.7 (8)	42:12.1	+1:39.7	<b>42:12.1</b>	24.59	36
8	8	PETRENKO Denis	KAZ	LW11	94	8:27.6 (8)	17:05.7 (10)	25:43.6 (9)	34:42.1 (9)	46:24.3	+3:16.6	<b>43:37.2</b>	45.58	32
9	20	LUKYANENKA Yauheni	BLR	LW12	100	8:13.8 (4)	16:34.3 (4)	25:11.8 (5)	33:50.9 (5)	43:48.9	+3:16.5	<b>43:48.9</b>	48.47	29
10	1	FORTIER Sebastien	CAN	LW11.5	96	8:38.4 (12)	17:30.8 (11)	26:33.4 (10)	35:38.0 (10)	46:20.2	+4:06.4	<b>44:29.0</b>	58.36	26
11	15	GAO Xiaoming	CHN	LW12	100	8:46.2 (14)	17:47.0 (13)	26:50.7 (11)	35:56.9 (11)	44:57.8	+4:25.4	<b>44:57.8</b>	65.47	24
12	16	SHYKUTS Arkadz	BLR	LW12	100	8:52.7 (15)	17:58.7 (14)	27:11.1 (12)	37:02.5 (12)	46:24.9	+5:52.5	<b>46:24.9</b>	86.95	22
13	7	LU Jingfeng	CHN	LW11	94	9:03.6 (17)	18:22.0 (16)	27:45.5 (15)	37:05.7 (13)	49:31.5	+6:23.8	<b>46:33.2</b>	89.00	20
14	11	HUANG Bitao	CHN	LW12	100	8:59.2 (16)	18:15.6 (15)	27:31.7 (14)	37:27.7 (14)	47:38.6	+7:06.2	<b>47:38.6</b>	105.13	18
15	10	LIPINSKI Vadzim	BLR	LW12	100	9:09.2 (20)	18:35.5 (20)	28:07.8 (18)	37:55.5 (17)	47:39.3	+7:06.9	<b>47:39.3</b>	105.30	16
16	13	USSOLTSEV Sergey	KAZ	LW12	100	9:04.8 (18)	18:22.7 (17)	28:05.9 (17)	38:03.1 (18)	48:03.9	+7:31.5	<b>48:03.9</b>	111.37	15
17	14	XU Congjun	CHN	LW11	94	9:06.9 (19)	18:25.2 (18)	28:33.5 (19)	38:19.9 (19)	51:20.3	+8:12.6	<b>48:15.5</b>	114.23	14
18	6	MEENAGH Scott	GBR	LW12	100	9:09.3 (21)	18:25.5 (19)	27:45.6 (16)	37:31.9 (15)	48:24.0	+7:51.6	<b>48:24.0</b>	116.33	13
19	12	WANG Quan	CHN	LW10	86	9:12.9 (22)	18:55.4 (21)	28:46.2 (20)	38:43.3 (20)	56:23.5	+9:15.1	<b>48:29.8</b>	117.76	12

THU  
16 FEB 2017  
10:00

MEN LONG C,SITTING

As of 16 FEB 2017

FINAL

Rank	Bib	Name	NPC Code	Sport Class	%	3.0 Km Time(Rk)	6.0 Km Time(Rk)	9.0 Km Time(Rk)	12.0 Km Time(Rk)	Real Time	Delta	Result	Race Pts.	WC Pts.
20	18	DU Mingyuan	CHN	LW12	100	8:42.1 (13)	17:34.2 (12)	27:29.2 (13)	37:42.4 (16)	48:47.6	+8:15.2	<b>48:47.6</b>	122.15	11
21	5	ZHANG Chenyang	CHN	LW12	100	9:28.4 (23)	19:09.8 (22)	29:08.2 (21)	39:15.1 (21)	49:06.8	+8:34.4	<b>49:06.8</b>	126.89	10
22	4	LIU Qiang	CHN	LW12	100	10:06.7 (26)	20:21.2 (24)	30:57.2 (23)	42:06.6 (22)	54:06.2	+13:33.8	<b>54:06.2</b>	200.74	
23	3	LIU Mengtao	CHN	LW12	100	9:49.3 (25)	20:33.1 (25)	31:58.6 (24)	44:17.6 (23)	57:36.8	+17:04.4	<b>57:36.8</b>	252.69	

Did Not Finish					Time(Rk)	Time(Rk)	Time(Rk)	Time(Rk)		
21	ROSIEK Kamil	POL	LW12	100	8:19.4 (5)				00.0	
19	LEE Jeong Min	KOR	LW12	100	8:23.5 (6)	17:04.2 (9)			00.0	
9	YUAN Feng	CHN	LW12	100	9:37.9 (24)	19:14.7 (23)	29:33.6 (22)		00.0	
2	ARNOLD Steve	GBR	LW12	100	10:15.4 (27)				00.0	

Weather	Snow Conditions	Temperature		Competitors					
		Air	Snow	Entries	Ranked	DSQ	DNF	DNS	LAP
Sunny	Packed	0.0 °C	-1.0 °C	27	23	0	4	0	0

<b>IPC TD</b>
<b>MAGAND Guy (FRA).</b>

<b>Competition Secretary</b>
<b>LENZ Josef (GER).</b>

**Note:**

All times except 'Real Time' are calculated times. Calculated time is the real time multiplied by the athlete's percentage.  
Delta – Time difference of the competitor's real time and his/her real time equal to the winners result (skiing time).

**Legend:**

<b>DNF</b>	Did not finish	<b>DNS</b>	Did not start	<b>DSQ</b>	Disqualified
<b>Delta</b>	Time behind ranked 1	<b>IPC</b>	International Paralympic Committee	<b>TD</b>	Technical Delegate
<b>ITn</b>	Intermediate position n	<b>NPC</b>	National Paralympic Committee		

THU  
16 FEB 2017  
11:30

MEN LONG C,STANDING

As of 16 FEB 2017

FINAL

JURY		COURSE INFORMATION	
IPC TD	MAGAND Guy(FRA)	Course Name	Standing 4,0 km
IPC Assistant TD BT	KADYKOV Georgy(RUS)	Height difference	47 m
IPC Assistant TD CC	BURBEE Jim(CAN)	Maximum Climb	32 m
IPC Race Director	NEESER Hans Peter(SUI)	Total Climb	118 m pr lap
IPC Jury Member	UNDHEIM Tor(NOR)	Length of Lap	4060 m
Chief of Competition	EDER Karl(GER)	Number of Laps	5

Rank	Bib	Name	NPC Code	Sport Class	%	4.0 Km Time(Rk)	8.0 Km Time(Rk)	12.0 Km Time(Rk)	16.0 Km Time(Rk)	Real Time	Delta	Result	Race Pts.	WC Pts.
1	72	REPTYUKH Ihor	UKR	LW8	91	10:51.1 (1)	22:04.5 (1)	33:47.5 (1)	45:55.9 (1)	1:03:47.6		<b>58:03.1</b>	0.00	100
2	71	TUOMISTO Ilkka	FIN	LW8	91	11:04.5 (4)	22:32.9 (4)	34:23.7 (3)	46:41.2 (3)	1:04:27.1	+39.5	<b>58:39.1</b>	6.20	80
3	67	NITTA Yoshihiro	JPN	LW8	91	10:54.4 (2)	22:21.7 (2)	34:11.2 (2)	46:30.4 (2)	1:04:40.9	+53.3	<b>58:51.6</b>	8.35	60
4	70	VOVCHYNSKYI Grygorii	UKR	LW8	91	10:56.5 (3)	22:26.2 (3)	34:51.8 (5)	48:03.6 (6)	1:05:23.3	+1:35.7	<b>59:30.2</b>	15.00	50
5	69	ARENDZ Mark	CAN	LW6	90	11:06.6 (5)	22:51.2 (5)	34:50.2 (4)	47:21.1 (4)	1:06:11.5	+1:41.3	<b>59:34.4</b>	15.73	45
6	66	SKUPIEN Witold	POL	LW5/7	80	11:12.2 (6)	23:05.1 (6)	35:11.0 (6)	47:42.6 (5)	1:15:10.3	+2:36.4	<b>1:00:08.2</b>	21.55	40
7	68	OLSRUD Hakon	NOR	LW8	91	11:20.0 (7)	23:21.9 (7)	35:47.5 (7)	48:25.4 (7)	1:07:06.4	+3:18.8	<b>1:01:04.0</b>	31.16	36
8	63	SYTNYK Vitalii	UKR	LW6	90	11:24.1 (8)	23:31.2 (8)	36:07.7 (8)	48:51.5 (8)	1:08:56.2	+4:26.0	<b>1:02:02.6</b>	41.26	32
9	62	BATMUNKH Ganbold	MGL	LW6	90	11:27.9 (9)	23:51.0 (9)	36:24.7 (9)	49:35.2 (9)	1:09:10.4	+4:40.2	<b>1:02:15.4</b>	43.46	29
10	59	SILCHANKA Siarhei	BLR	LW8	91	12:32.2 (11)	25:25.7 (11)	38:54.2 (11)	52:54.6 (10)	1:13:16.2	+9:28.6	<b>1:06:40.5</b>	89.13	26
11	54	TAVASCI Luca	SUI	LW8	91	12:55.6 (14)	26:05.5 (12)	39:49.4 (12)	53:51.1 (11)	1:14:41.3	+10:53.7	<b>1:07:58.0</b>	102.48	24
12	65	ROMANIUK Serhii	UKR	LW8	91	11:49.3 (10)	24:31.2 (10)	38:15.5 (10)	54:15.9 (12)	1:16:38.1	+12:50.5	<b>1:09:44.3</b>	120.79	22
13	58	KOLYADIN Alexandr	KAZ	LW4	96	12:45.8 (13)	27:15.5 (14)	40:58.8 (13)	55:35.2 (13)	1:12:55.9	+12:27.6	<b>1:10:00.9</b>	123.65	20
14	60	MA Mingtao	CHN	LW5/7	80	13:38.3 (15)	27:57.9 (15)	43:21.4 (15)	58:02.9 (15)	1:30:49.9	+18:16.0	<b>1:12:39.9</b>	151.04	18
15	57	IWAMOTO Keigo	JPN	LW3	87	12:37.0 (12)	26:39.6 (13)	41:30.4 (14)	57:02.2 (14)	1:23:45.2	+17:01.6	<b>1:12:51.9</b>	153.10	16
16	55	LIU Xuanya	CHN	LW8	91	14:16.9 (17)	29:48.6 (16)	46:09.4 (16)	:03:01.2 (16)	1:27:46.0	+23:58.4	<b>1:19:52.1</b>	225.49	
17	52	FENG Tianyu	CHN	LW8	91	14:57.2 (19)	30:51.3 (19)	47:38.0 (18)	:04:14.3 (17)	1:28:45.4	+24:57.8	<b>1:20:46.1</b>	234.79	
18	61	WU Junbao	CHN	LW5/7	80	14:13.7 (16)	30:12.2 (17)	47:17.9 (17)	:05:55.8 (18)	1:44:34.1	+32:00.2	<b>1:23:39.3</b>	264.63	
19	56	WANG Chenyang	CHN	LW5/7	80	14:27.6 (18)	30:47.4 (18)	48:57.4 (19)	:07:59.5 (19)	1:47:25.6	+34:51.7	<b>1:25:56.5</b>	288.26	



THU  
16 FEB 2017  
11:30

MEN LONG C,STANDING

As of 16 FEB 2017

FINAL

Rank	Bib	Name	NPC Code	Sport Class	%	4.0 Km Time(Rk)	8.0 Km Time(Rk)	12.0 Km Time(Rk)	16.0 Km Time(Rk)	Real Time	Delta	Result	Race Pts.	WC Pts.
20	53	LU Guifa	CHN	LW8	91	15:31.4 (20)	32:48.1 (20)	51:30.1 (20)	1:10:48.5 (20)	1:37:49.2	+34:01.6	<b>1:29:01.0</b>	320.04	
21	51	LIU Huitao	CHN	LW8	91	18:00.3 (21)	38:11.7 (21)	59:28.3 (21)	1:21:28.4 (21)	1:52:22.2	+48:34.6	<b>1:42:15.4</b>	456.89	

**Results with Warning, Time Penalty or Time Adjustment**

Warning Bib 51 Violation of classical technique rules

Did Not Finish				Time(Rk)	Time(Rk)	Time(Rk)	Time(Rk)
64	DU Haitao	CHN	LW5/7	80			00.0

Weather	Snow Conditions	Temperature		Competitors					
		Air	Snow	Entries	Ranked	DSQ	DNF	DNS	LAP
Sunny	Packed	5.0 °C	-0.1 °C	22	20	0	1	0	0

<b>IPC TD</b>
<b>MAGAND Guy (FRA).</b>

<b>Competition Secretary</b>
<b>LENZ Josef (GER).</b>

**Note:**

All times except 'Real Time' are calculated times. Calculated time is the real time multiplied by the athlete's percentage.  
Delta – Time difference of the competitor's real time and his/her real time equal to the winners result (skiing time).

**Legend:**

<b>DNF</b>	Did not finish	<b>DNS</b>	Did not start	<b>DSQ</b>	Disqualified
<b>Delta</b>	Time behind ranked 1	<b>IPC</b>	International Paralympic Committee	<b>TD</b>	Technical Delegate
<b>ITn</b>	Intermediate position n	<b>NPC</b>	National Paralympic Committee		



THU  
16 FEB 2017  
11:45

MEN LONG C,VISUALLY IMP.

As of 16 FEB 2017

FINAL

JURY		COURSE INFORMATION	
IPC TD	MAGAND Guy(FRA)	Course Name	Standing 4,0 km
IPC Assistant TD BT	KADYKOV Georgy(RUS)	Height difference	47 m
IPC Assistant TD CC	BURBEE Jim(CAN)	Maximum Climb	32 m
IPC Race Director	NEESER Hans Peter(SUI)	Total Climb	118 m pr lap
IPC Jury Member	UNDHEIM Tor(NOR)	Length of Lap	4060 m
Chief of Competition	EDER Karl(GER)	Number of Laps	5

Rank	Bib	Name	NPC Code	Sport Class	%	4.0 Km Time(Rk)	8.0 Km Time(Rk)	12.0 Km Time(Rk)	16.0 Km Time(Rk)	Real Time	Delta	Result	Race Pts.	WC Pts.
1	87	MCKEEVER Brian <i>Guide: NISHIKAWA G</i>	CAN	B3	100	11:02.5 (1)	22:18.3 (1)	34:01.5 (1)	45:44.4 (1)	57:35.4		<b>57:35.4</b>	0.00	100
2	88	MODIN Zebastian <i>Guide: ANDERSSON J</i>	SWE	B1	88	11:44.4 (4)	23:36.8 (2)	35:44.9 (2)	48:12.9 (2)	1:08:38.9	+3:12.3	<b>1:00:24.6</b>	29.38	80
3	85	BYE Eirik <i>Guide: NELSON Arvid</i>	NOR	B3	100	11:36.3 (3)	23:41.0 (3)	36:06.8 (3)	48:50.9 (3)	1:00:58.8	+3:23.4	<b>1:00:58.8</b>	35.32	60
4	83	HOLUB Yury <i>Guide: BUDZILOVICH D</i>	BLR	B3	100	11:35.3 (2)	24:02.0 (4)	36:41.4 (4)	49:14.2 (4)	1:01:29.6	+3:54.2	<b>1:01:29.6</b>	40.67	50
5	86	CLARION Thomas <i>Guide: BOLLET Antoine</i>	FRA	B1	88	12:08.2 (6)	24:30.3 (5)	37:24.4 (5)	50:45.9 (5)	1:12:45.6	+7:19.0	<b>1:04:01.7</b>	67.08	45
6	82	UTKIN Iurii <i>Guide: PEREKHODA R</i>	UKR	B2	99	12:48.7 (7)	26:04.7 (7)	39:29.8 (7)	52:53.3 (7)	1:06:46.3	+8:35.9	<b>1:06:06.2</b>	88.70	40
7	84	SUIARKO Dmytro <i>Guide: POTAPENKO Vasyi</i>	UKR	B2	99	11:57.6 (5)	25:07.8 (6)	38:43.4 (6)	52:51.0 (6)	1:07:37.9	+9:27.5	<b>1:06:57.3</b>	97.57	36
8	81	KUBICA Lukasz <i>Guide: SUCHWALKO W</i>	POL	B3	100	13:29.2 (8)	27:19.3 (8)	41:38.4 (8)	56:04.1 (8)	1:10:14.6	+12:39.2	<b>1:10:14.6</b>	131.83	32



FINSTERAU

THU  
16 FEB 2017  
11:45

CROSS COUNTRY

MEN LONG C, VISUALLY IMP.

FINAL

# OFFICIAL RESULTS

As of 16 FEB 2017



Weather	Snow Conditions	Temperature		Competitors					
		Air	Snow	Entries	Ranked	DSQ	DNF	DNS	LAP
Sunny	Packed	5.0 °C	-0.1 °C	8	8	0	0	0	0

<b>IPC TD</b>
<b>MAGAND Guy (FRA).</b>

<b>Competition Secretary</b>
<b>LENZ Josef (GER).</b>

**Note:**

All times except 'Real Time' are calculated times. Calculated time is the real time multiplied by the athlete's percentage.  
Delta – Time difference of the competitor's real time and his/her real time equal to the winners result (skiing time).

**Legend:**

<b>DNF</b>	Did not finish	<b>DNS</b>	Did not start	<b>DSQ</b>	Disqualified
<b>Delta</b>	Time behind ranked 1	<b>IPC</b>	International Paralympic Committee	<b>TD</b>	Technical Delegate
<b>ITn</b>	Intermediate position n	<b>NPC</b>	National Paralympic Committee		



JURY			COURSE INFORMATION		
IPC TD	MAGAND Guy(FRA)		Course Name	Sitski 2,5 km	
IPC Assistant TD BT	KADYKOV Georgy(RUS)		Height difference	22 m	
IPC Assistant TD CC	BURBEE Jim(CAN)		Maximum Climb	13 m	
IPC Race Director	WALSH Rob(USA)		Total Climb	44 m per lap	
IPC Jury Member	UNDHEIM Tor(NOR)		Length of Lap	2340 m	
Chief of Competition	EDER Karl(GER)		Number of Laps	3	

Rank	Bib	Name	NPC Code	Sport Class	%	2.5 Km Time(Rk)	5.0 Km Time(Rk)	Real Time	Delta	Result	Race Pts.	WC Pts.
1	28	YAROVYI Maksym	UKR	LW10	86	6:35.3 (2)	13:09.7 (1)	22:51.4		<b>19:39.4</b>	0.00	100
2	24	LOBAN Dzmitry	BLR	LW12	100	6:34.8 (1)	13:19.0 (2)	19:53.3	+13.9	<b>19:53.3</b>	7.07	80
3	26	SOULE Andrew	USA	LW12	100	6:43.5 (4)	13:28.6 (3)	20:10.4	+31.0	<b>20:10.4</b>	15.77	60
4	27	SIN Eui Hyun	KOR	LW12	100	6:46.2 (5)	13:34.1 (6)	20:12.7	+33.3	<b>20:12.7</b>	16.94	50
5	23	FLEIG Martin	GER	LW11.5	96	6:46.8 (6)	13:31.9 (5)	21:06.4	+37.8	<b>20:15.7</b>	18.47	45
6	20	RAD Taras	UKR	LW12	100	6:41.0 (3)	13:29.7 (4)	20:19.3	+39.9	<b>20:19.3</b>	20.30	40
7	21	LUKYANENKA Yauheni	BLR	LW12	100	6:47.7 (7)	13:38.1 (7)	20:26.9	+47.5	<b>20:26.9</b>	24.16	36
8	19	PIKE Aaron	USA	LW11.5	96	6:54.1 (8)	14:03.4 (9)	21:50.5	+1:21.9	<b>20:58.1</b>	40.04	32
9	25	LARSEN Trygve Steinar	NOR	LW12	100	6:58.8 (9)	14:01.3 (8)	20:58.7	+1:19.3	<b>20:58.7</b>	40.34	29
10	22	ROSIEK Kamil	POL	LW12	100	7:11.4 (13)	14:17.1 (10)	21:21.4	+1:42.0	<b>21:21.4</b>	51.89	26
11	8	PETRENKO Denis	KAZ	LW11	94	7:02.3 (10)	14:19.0 (11)	22:52.7	+1:58.0	<b>21:30.3</b>	56.42	24
12	15	ZAPLOTINSKY Derek	CAN	LW11	94	7:13.0 (14)	14:26.8 (12)	23:02.8	+2:08.1	<b>21:39.8</b>	61.25	22
13	2	FORTIER Sebastien	CAN	LW11.5	96	7:16.0 (15)	14:35.2 (14)	22:38.1	+2:09.5	<b>21:43.8</b>	63.29	20
14	16	SHYKUTS Arkadz	BLR	LW12	100	7:09.3 (11)	14:33.6 (13)	21:53.5	+2:14.1	<b>21:53.5</b>	68.22	18
15	18	DU Mingyuan	CHN	LW12	100	7:09.7 (12)	14:37.7 (15)	22:01.4	+2:22.0	<b>22:01.4</b>	72.24	16
16	14	GAO Xiaoming	CHN	LW12	100	7:20.0 (16)	14:52.2 (16)	22:08.2	+2:28.8	<b>22:08.2</b>	75.70	15
17	13	XU Congjun	CHN	LW11	94	7:21.3 (17)	14:55.8 (17)	23:51.2	+2:56.5	<b>22:25.3</b>	84.40	14
18	10	HUANG Bitao	CHN	LW12	100	7:37.0 (20)	14:57.9 (18)	22:28.5	+2:49.1	<b>22:28.5</b>	86.03	13
19	12	USSOLTSEV Sergey	KAZ	LW12	100	7:34.2 (18)	15:12.8 (19)	22:45.4	+3:06.0	<b>22:45.4</b>	94.62	12



Rank	Bib	Name	NPC Code	Sport Class	%	2.5 Km Time(Rk)	5.0 Km Time(Rk)	Real Time	Delta	Result	Race Pts.	WC Pts.
20	7	LU Jingfeng	CHN	LW11	94	7:34.7 (19)	15:16.4 (20)	24:15.7	+3:21.0	<b>22:48.4</b>	96.15	11
21	5	ZHANG Chenyang	CHN	LW12	100	7:48.3 (22)	15:39.3 (21)	23:26.0	+3:46.6	<b>23:26.0</b>	115.28	10
22	9	LIPINSKI Vadzim	BLR	LW12	100	7:43.8 (21)	15:40.3 (22)	23:27.5	+3:48.1	<b>23:27.5</b>	116.04	9
23	11	WANG Quan	CHN	LW10	86	8:07.2 (23)	16:00.3 (23)	27:43.9	+4:52.5	<b>23:51.0</b>	128.00	8
24	4	LIU Qiang	CHN	LW12	100	8:11.9 (24)	16:21.0 (24)	24:51.3	+5:11.9	<b>24:51.3</b>	158.67	7
25	3	LIU Mengtao	CHN	LW12	100	8:16.8 (25)	16:59.1 (25)	25:53.8	+6:14.4	<b>25:53.8</b>	190.47	
26	1	ARNOLD Steve	GBR	LW12	100	8:26.0 (26)	17:13.9 (26)	25:58.8	+6:19.4	<b>25:58.8</b>	193.01	

Did Not Start					Time(Rk)	Time(Rk)		
17	CAMERON Collin	CAN	LW12	100			00.0	
6	MEENAGH Scott	GBR	LW12	100			00.0	

Weather	Snow Conditions	Temperature		Competitors					
		Air	Snow	Entries	Ranked	DSQ	DNF	DNS	LAP
Partly cloudy	Compact	-2.0 °C	-0.6 °C	28	26	0	0	2	0

IPC TD
<b>MAGAND Guy (FRA).</b>

Competition Secretary
<b>LENZ Josef (GER).</b>

**Note:**

All times except 'Real Time' are calculated times. Calculated time is the real time multiplied by the athlete's percentage.  
Delta – Time difference of the competitor's real time and his/her real time equal to the winners result (skiing time).

**Legend:**

<b>DNF</b>	Did not finish	<b>DNS</b>	Did not start	<b>DSQ</b>	Disqualified
<b>Delta</b>	Time behind ranked 1	<b>IPC</b>	International Paralympic Committee	<b>TD</b>	Technical Delegate
<b>ITn</b>	Intermediate position n	<b>NPC</b>	National Paralympic Committee		



JURY			COURSE INFORMATION		
IPC TD	MAGAND Guy(FRA)		Course Name	Standing 3,3 km	
IPC Assistant TD BT	KADYKOV Georgy(RUS)		Height difference	47 m	
IPC Assistant TD CC	BURBEE Jim(CAN)		Maximum Climb	32 m	
IPC Race Director	WALSH Rob(USA)		Total Climb	93 m per lap	
IPC Jury Member	UNDHEIM Tor(NOR)		Length of Lap	3390 m	
Chief of Competition	EDER Karl(GER)		Number of Laps	3	

Rank	Bib	Name	NPC Code	Sport Class	%	3.3 Km Time(Rk)	6.7 Km Time(Rk)	Real Time	Delta	Result	Race Pts.	WC Pts.
1	78	DAVIET Benjamin	FRA	LW2	91	7:15.5 (1)	14:28.8 (1)	24:02.8		<b>21:52.9</b>	0.00	100
2	79	REPTYUKH Ihor	UKR	LW8	96	7:22.0 (2)	14:48.6 (2)	23:18.9	+31.2	<b>22:22.9</b>	13.71	80
3	74	ARENDZ Mark	CAN	LW6	95	7:37.2 (6)	15:26.7 (6)	24:22.0	+1:20.0	<b>23:08.9</b>	34.73	60
4	71	SKUPIEN Witold	POL	LW5/7	88	7:36.8 (4)	15:25.2 (4)	26:19.5	+1:27.5	<b>23:10.0</b>	35.23	50
5	75	VOVCHYNSKYI Grygorii	UKR	LW8	96	7:30.6 (3)	15:24.1 (3)	24:10.4	+1:22.7	<b>23:12.4</b>	36.33	45
6	76	ULSET Nils-Erik	NOR	LW3	89	7:37.1 (5)	15:25.8 (5)	26:13.3	+1:38.1	<b>23:20.2</b>	39.90	40
7	77	TUOMISTO Ilkka	FIN	LW8	96	7:54.0 (7)	16:12.1 (7)	25:25.9	+2:38.2	<b>24:24.9</b>	69.46	36
8	73	OLSRUD Hakon	NOR	LW8	96	8:02.3 (9)	16:15.6 (8)	25:38.6	+2:50.9	<b>24:37.1</b>	75.04	32
9	66	GERLITS Alexandr	KAZ	LW6	95	8:00.3 (8)	16:22.8 (9)	26:05.4	+3:03.4	<b>24:47.1</b>	79.61	29
10	67	SATO Keiichi	JPN	LW8	96	8:16.2 (11)	16:41.3 (10)	25:55.6	+3:07.9	<b>24:53.4</b>	82.49	26
11	61	SILCHANKA Siarhei	BLR	LW8	96	8:24.3 (15)	16:46.3 (12)	26:00.8	+3:13.1	<b>24:58.4</b>	84.77	24
12	64	LEHMKER Steffen	GER	LW8	96	8:14.4 (10)	16:42.3 (11)	26:02.8	+3:15.1	<b>25:00.3</b>	85.64	22
13	69	DU Haitao	CHN	LW5/7	88	8:19.8 (13)	16:54.3 (14)	28:45.4	+3:53.4	<b>25:18.4</b>	93.91	20
14	70	ROMANIUK Serhii	UKR	LW8	96	8:22.7 (14)	16:52.2 (13)	26:23.0	+3:35.3	<b>25:19.7</b>	94.51	18
15	68	SYTNYK Vitalii	UKR	LW6	95	8:28.9 (17)	16:58.6 (15)	26:47.7	+3:45.7	<b>25:27.3</b>	97.98	16
16	62	MA Mingtao	CHN	LW5/7	88	8:28.0 (16)	17:02.3 (16)	29:01.8	+4:09.8	<b>25:32.8</b>	100.50	15
17	72	NITTA Yoshihiro	JPN	LW8	96	8:18.3 (12)	17:18.3 (17)	26:50.4	+4:02.7	<b>25:46.0</b>	106.53	14
18	63	WU Junbao	CHN	LW5/7	88	8:33.5 (19)	17:38.2 (18)	30:21.7	+5:29.7	<b>26:43.1</b>	132.62	13
19	59	IWAMOTO Keigo	JPN	LW3	89	9:05.6 (21)	18:07.2 (21)	30:39.7	+6:04.5	<b>27:17.3</b>	148.25	12



FINSTERAU

SUN  
19 FEB 2017  
11:15

CROSS COUNTRY

MEN MIDDLE F,STANDING

FINAL

## OFFICIAL RESULTS

As of 19 FEB 2017



Rank	Bib	Name	NPC Code	Sport Class	%	3.3 Km Time(Rk)	6.7 Km Time(Rk)	Real Time	Delta	Result	Race Pts.	WC Pts.
20	65	BATMUNKH Ganbold	MGL	LW6	95	8:31.7 (18)	17:47.2 (19)	28:45.4	+5:43.4	<b>27:19.1</b>	149.07	11
21	58	WANG Chenyang	CHN	LW5/7	88	8:40.4 (20)	18:01.3 (20)	31:13.0	+6:21.0	<b>27:28.2</b>	153.23	10
22	56	TAVASCI Luca	SUI	LW8	96	9:09.2 (22)	18:37.9 (22)	29:23.7	+6:36.0	<b>28:13.2</b>	173.80	9
23	51	HARKONEN Juha	FIN	LW4	97	9:24.8 (24)	18:53.5 (23)	29:19.8	+6:46.2	<b>28:27.0</b>	180.11	
24	60	KOLYADIN Alexandr	KAZ	LW4	97	9:19.0 (23)	19:14.0 (24)	30:05.6	+7:32.0	<b>29:11.4</b>	200.40	
25	57	LIU Xuanya	CHN	LW8	96	9:28.2 (25)	19:41.2 (25)	31:13.4	+8:25.7	<b>29:58.5</b>	221.92	
26	54	FENG Tianyu	CHN	LW8	96	9:42.0 (26)	19:48.2 (26)	31:14.1	+8:26.4	<b>29:59.1</b>	222.20	
27	55	LU Guifa	CHN	LW8	96	9:49.4 (27)	20:05.3 (27)	31:30.5	+8:42.8	<b>30:14.9</b>	229.42	
28	52	LIU Huitao	CHN	LW8	96	10:53.6 (28)	22:50.8 (28)	35:52.2	+13:04.5	<b>34:26.1</b>	344.22	

Did Not Finish			Time(Rk)	Time(Rk)		
53	AHRENS Terry	GBR LW6 95			00.0	



FINSTERAU

SUN  
19 FEB 2017  
11:15

CROSS COUNTRY

MEN MIDDLE F,STANDING

FINAL

# OFFICIAL RESULTS

As of 19 FEB 2017



Weather	Snow Conditions	Temperature		Competitors					
		Air	Snow	Entries	Ranked	DSQ	DNF	DNS	LAP
Partly cloudy	Compact	-0.1 °C	-0.6 °C	29	28	0	1	0	0

<b>IPC TD</b>
<b>MAGAND Guy (FRA).</b>

<b>Competition Secretary</b>
<b>LENZ Josef (GER).</b>

**Note:**

All times except 'Real Time' are calculated times. Calculated time is the real time multiplied by the athlete's percentage.  
Delta – Time difference of the competitor's real time and his/her real time equal to the winners result (skiing time).

**Legend:**

<b>DNF</b>	Did not finish	<b>DNS</b>	Did not start	<b>DSQ</b>	Disqualified
<b>Delta</b>	Time behind ranked 1	<b>IPC</b>	International Paralympic Committee	<b>TD</b>	Technical Delegate
<b>ITn</b>	Intermediate position n	<b>NPC</b>	National Paralympic Committee		



JURY			COURSE INFORMATION		
IPC TD	MAGAND Guy(FRA)		Course Name	Standing 3,3 km	
IPC Assistant TD BT	KADYKOV Georgy(RUS)		Height difference	47 m	
IPC Assistant TD CC	BURBEE Jim(CAN)		Maximum Climb	32 m	
IPC Race Director	WALSH Rob(USA)		Total Climb	93 m per lap	
IPC Jury Member	UNDHEIM Tor(NOR)		Length of Lap	3390 m	
Chief of Competition	EDER Karl(GER)		Number of Laps	3	

Rank	Bib	Name	NPC Code	Sport Class	%	3.3 Km Time(Rk)	6.7 Km Time(Rk)	Real Time	Delta	Result	Race Pts.	WC Pts.
1	100	MCKEEVER Brian <i>Guide: NISHIKAWA G</i>	CAN	B3	100	7:32.6 (2)	14:54.3 (1)	22:15.1		<b>22:15.1</b>	0.00	100
2	99	CLARION Thomas <i>Guide: BOLLET Antoine</i>	FRA	B1	88	7:37.5 (4)	15:16.0 (4)	25:51.8	+34.6	<b>22:45.6</b>	13.71	80
3	96	HOLUB Yury <i>Guide: BUDZILOVICH D</i>	BLR	B3	100	7:26.4 (1)	15:08.8 (2)	22:48.1	+33.0	<b>22:48.1</b>	14.83	60
4	101	MODIN Zebastian <i>Guide: ANDERSSON J</i>	SWE	B1	88	7:36.2 (3)	15:12.2 (3)	26:20.4	+1:03.2	<b>23:10.8</b>	25.03	50
5	90	CHALENCON Anthony <i>Guide: VALVERDE Simon</i>	FRA	B1	88	7:43.4 (5)	15:30.2 (5)	26:29.5	+1:12.3	<b>23:18.8</b>	28.63	45
6	97	SUIARKO Dmytro <i>Guide: POTAPENKO Vasyl</i>	UKR	B2	99	7:43.8 (6)	15:34.3 (6)	23:34.7	+1:06.1	<b>23:20.6</b>	29.44	40
7	93	KOVALEVSKYI Anatolii <i>Guide: MUKSHYN O</i>	UKR	B2	99	7:49.6 (7)	15:55.6 (7)	24:15.8	+1:47.2	<b>24:01.2</b>	47.68	36
8	89	SHAPTSIABOI Vasili <i>Guide: LEBEDZEU Mikhail</i>	BLR	B2	99	7:55.1 (9)	16:04.6 (8)	24:25.5	+1:56.9	<b>24:10.8</b>	52.00	32
9	95	UTKIN Iurii <i>Guide: PEREKHODA R</i>	UKR	B2	99	8:06.7 (12)	16:11.4 (9)	24:27.1	+1:58.5	<b>24:12.4</b>	52.72	29
10	98	BYE Eirik <i>Guide: NELSON Arvid</i>	NOR	B3	100	8:02.8 (11)	16:14.2 (10)	24:20.6	+2:05.5	<b>24:20.6</b>	56.40	26
11	94	RESHETYNSKIY Iaroslav <i>Guide: GERGARDT Artur</i>	UKR	B2	99	7:54.4 (8)	16:19.7 (11)	24:59.2	+2:30.6	<b>24:44.2</b>	67.01	24
12	88	LUKYANENKO Vitaliy <i>Guide: GERGARDT Artur</i>	UKR	B3	100	8:09.9 (13)	16:26.2 (13)	24:45.4	+2:30.3	<b>24:45.4</b>	67.55	22





Rank	Bib	Name	NPC Code	Sport Class	%	3.3 Km Time(Rk)	6.7 Km Time(Rk)	Real Time	Delta	Result	Race Pts.	WC Pts.
13	91	KAZIK Oleksandr <i>Guide: KUCHERYAVIY S</i>	UKR	B1	88	8:01.9 (10)	16:22.6 (12)	28:11.4	+2:54.2	<b>24:48.4</b>	68.89	20
14	87	LADZESAU Mikita <i>Guide: LUKYANAU Aliaksei</i>	BLR	B2	99	8:27.1 (14)	17:12.4 (14)	26:26.7	+3:58.1	<b>26:10.8</b>	105.92	18
15	85	MAKHOTKIN Oleksandr <i>Guide: MARCHYSHAK Ivan</i>	UKR	B3	100	8:55.1 (17)	18:02.9 (16)	27:11.5	+4:56.4	<b>27:11.5</b>	133.20	16
16	84	TAKAMURA Kazuto <i>Guide: FUJITA Yuhei</i>	JPN	B1	88	9:01.6 (18)	18:15.5 (18)	31:00.2	+5:43.0	<b>27:17.0</b>	135.68	15
17	81	KANAFIN Kairat <i>Guide: ZHDANOVICH A</i>	KAZ	B2	99	8:43.5 (15)	18:09.8 (17)	27:36.0	+5:07.4	<b>27:19.4</b>	136.75	14
18	86	INOLA Inkki <i>Guide: SALMINEN Timo</i>	FIN	B3	100	8:48.4 (16)	17:59.8 (15)	27:31.1	+5:16.0	<b>27:31.1</b>	142.01	13
19	82	KLEMETTI Rudolf <i>Guide: KALLUNKI Jaakko</i>	FIN	B3	100	9:41.7 (20)	19:22.3 (19)	29:08.6	+6:53.5	<b>29:08.6</b>	185.83	
20	83	KUBICA Lukasz <i>Guide: SUCHWALKO W</i>	POL	B3	100	9:39.7 (19)	19:49.9 (20)	30:02.7	+7:47.6	<b>30:02.7</b>	210.14	

Did Not Start					Time(Rk)	Time(Rk)		
92	MESSINGER Nico	GER	B2	99			00.0	
	<i>Guide: WINKER Christian</i>							



FINSTERAU

SUN  
19 FEB 2017  
11:30

CROSS COUNTRY

MEN MIDDLE F, VISUALLY IMP.

FINAL

# OFFICIAL RESULTS

As of 19 FEB 2017



Weather	Snow Conditions	Temperature		Competitors					
		Air	Snow	Entries	Ranked	DSQ	DNF	DNS	LAP
Partly cloudy	Compact	-0.1 °C	-0.6 °C	21	20	0	0	1	0

<b>IPC TD</b>
<b>MAGAND Guy (FRA).</b>

<b>Competition Secretary</b>
<b>LENZ Josef (GER).</b>

**Note:**

All times except 'Real Time' are calculated times. Calculated time is the real time multiplied by the athlete's percentage.  
Delta – Time difference of the competitor's real time and his/her real time equal to the winners result (skiing time).

**Legend:**

<b>DNF</b>	Did not finish	<b>DNS</b>	Did not start	<b>DSQ</b>	Disqualified
<b>Delta</b>	Time behind ranked 1	<b>IPC</b>	International Paralympic Committee	<b>TD</b>	Technical Delegate
<b>ITn</b>	Intermediate position n	<b>NPC</b>	National Paralympic Committee		

**RESULTS SUMMARY** As of 12 FEB 2017

JURY		COURSE INFORMATION		
IPC TD	MAGAND Guy(FRA)	Course Name	Sitski Sprint	
IPC Assistant TD BT	KADYKOV Georgy(RUS)	Height difference	14 m	
IPC Assistant TD CC	BURBEE Jim(CAN)	Maximum Climb	15 m	
IPC Race Director	NEESER Hans Peter(SUI)	Total Climb	21 m	
IPC Jury Member	UNDHEIM Tor(NOR)	Length of Lap	970 m	
Chief of Competition	EDER Karl(GER)	Number of Laps	1	

Rank	Bib	Name	NPC Code	Sport Class	First Race	Heat:Rank	Race Pts.	WC Pts.
1	1	YAROVYI Maksym	UKR	LW10	2:37.77	Final:1	0.00	100
2	8	SOULE Andrew	USA	LW12	2:47.99	Final:2	38.87	80
3	6	LARSEN Trygve Steinar	NOR	LW12	2:47.23	Final:3	35.98	60
4	7	CAMERON Collin	CAN	LW12	2:47.76	Final:4	37.99	50
5	12	SIN Eui Hyun	KOR	LW12	2:51.51	Final:5	52.25	45
6	10	ROSIEK Kamil	POL	LW12	2:50.49	Final:6	48.37	40
7	2	LUKYANENKA Yauheni	BLR	LW12	2:43.67	Semi:4	22.44	36
8	9	RAD Taras	UKR	LW12	2:48.71	Semi:4	41.60	32
9	5	PIKE Aaron	USA	LW11.5	2:46.62	Semi:5	33.66	29
10	11	LEE Jeong Min	KOR	LW12	2:51.23	Semi:5	51.19	26
11	4	FLEIG Martin	GER	LW11.5	2:45.33	Semi:6	28.75	24
12	3	LOBAN Dzmitry	BLR	LW12	2:44.67	Semi:RAL	26.24	22
13	12	DU Mingyuan	CHN	LW12	2:51.54	13	52.37	20
14	19	WANG Quan	CHN	LW10	3:02.44	14	93.82	18
15	25	MEENAGH Scott	GBR	LW12	3:03.43	15	97.59	16
16	23	PETRENKO Denis	KAZ	LW11	3:03.88	16	99.30	15
17	30	FORTIER Sebastien	CAN	LW11.5	3:06.33	17	108.61	14
18	16	GAO Xiaoming	CHN	LW12	3:09.28	18	119.83	13
19	14	SHYKUTS Arkadz	BLR	LW12	3:09.48	19	120.59	12
20	24	LU Jingfeng	CHN	LW11	3:14.25	20	138.73	11
21	26	ZHANG Chenyang	CHN	LW12	3:15.26	21	142.57	10
22	18	USSOLTSEV Sergey	KAZ	LW12	3:16.15	22	145.96	9
23	21	LIPINSKI Vadzim	BLR	LW12	3:20.07	23	160.87	8
24	20	HUANG Bitao	CHN	LW12	3:20.91	24	164.06	7
25	22	YUAN Feng	CHN	LW12	3:23.71	25	174.71	6
26	17	XU Congjun	CHN	LW11	3:23.83	26	175.17	5
27	27	LIU Qiang	CHN	LW12	3:32.70	27	208.90	
28	28	LIU Mengtao	CHN	LW12	3:43.06	28	248.30	
29	29	ARNOLD Steve	GBR	LW12	3:44.05	29	252.06	
	15	ZAPLOTINSKY Derek	CAN	LW11	:00.00	DNS		



**RESULTS SUMMARY** As of 12 FEB 2017

Weather	Snow Conditions	Temperature		Competitors					
		Air	Snow	Entries	Ranked	DSQ	DNF	DNS	LAP
Sky Clear	Compact	-5.0 °C	-5.7 °C	30	29	0	0	1	0

<b>IPC TD</b>
<b>MAGAND Guy (FRA).</b>

<b>Competition Secretary</b>
<b>LENZ Josef (GER).</b>

**Note:**  
 All times except 'Real Time' are calculated times. Calculated time is the real time multiplied by the athlete's percentage.  
 Delta – Time difference of the competitor's real time and his/her real time equal to the winners result (skiing time).

<b>Legend:</b>	Did not finish	<b>DNS</b>	Did not start	<b>DSQ</b>	Disqualified
<b>DNF</b>	Time behind ranked 1	<b>IPC</b>	International Paralympic Committee	<b>TD</b>	Technical Delegate
<b>Delta</b>	Intermediate position n	<b>NPC</b>	National Paralympic Committee		
<b>ITn</b>					

**RESULTS SUMMARY** As of 12 FEB 2017

JURY		COURSE INFORMATION	
IPC TD	MAGAND Guy(FRA)	Course Name	Standing Sprint
IPC Assistant TD BT	KADYKOV Georgy(RUS)	Height difference	25 m
IPC Assistant TD CC	BURBEE Jim(CAN)	Maximum Climb	23 m
IPC Race Director	NEESER Hans Peter(SUI)	Total Climb	37 m
IPC Jury Member	UNDHEIM Tor(NOR)	Length of Lap	1410 m
Chief of Competition	EDER Karl(GER)	Number of Laps	1

Rank	Bib	Name	NPC Code	Sport Class	First Race	Heat:Rank	Race Pts.	WC Pts.
1	42	REPTYUKH Ihor	UKR	LW8	2:50.53	Final:1	0.67	100
2	43	SKUPIEN Witold	POL	LW5/7	2:52.38	Final:2	7.19	80
3	44	VOVCHYNSKYI Grygorii	UKR	LW8	2:54.84	Final:3	15.85	60
4	45	DU Haitao	CHN	LW5/7	2:58.66	Final:4	29.31	50
5	41	TUOMISTO Ilkka	FIN	LW8	2:50.34	Final:5	0.00	45
6	47	NITTA Yoshihiro	JPN	LW8	2:59.76	Final:6	33.18	40
7	46	GERLITS Alexandr	KAZ	LW6	2:59.18	Semi:4	31.14	36
8	48	OLSRUD Hakon	NOR	LW8	3:00.64	Semi:4	36.28	32
9	49	WU Junbao	CHN	LW5/7	3:02.05	Semi:5	41.25	29
10	50	SATO Keiichi	JPN	LW8	3:04.30	Semi:5	49.17	26
11	51	BATMUNKH Ganbold	MGL	LW6	3:05.79	Semi:6	54.42	24
12	52	LEHMKER Steffen	GER	LW8	3:12.27	Semi:6	77.25	22
13	77	WANG Chenyang	CHN	LW5/7	3:14.74	13	85.95	20
14	67	ROMANIUK Serhii	UKR	LW8	3:15.43	14	88.38	18
15	74	MA Mingtao	CHN	LW5/7	3:26.78	15	128.36	16
16	83	HARKONEN Juha	FIN	LW4	3:27.92	16	132.37	15
17	78	LIU Xuanya	CHN	LW8	3:28.74	17	135.26	14
18	76	IWAMOTO Keigo	JPN	LW3	3:30.62	18	141.88	13
19	81	AHRENS Terry	GBR	LW6	3:31.81	19	146.07	12
20	75	KOLYADIN Alexandr	KAZ	LW4	3:36.26	20	161.75	11
21	80	FENG Tianyu	CHN	LW8	3:40.26	21	175.84	10
22	79	LU Guifa	CHN	LW8	3:47.09	22	199.89	
23	82	LIU Huitao	CHN	LW8	3:59.20	23	242.55	



**RESULTS SUMMARY** As of 12 FEB 2017

Weather	Snow Conditions	Temperature		Competitors					
		Air	Snow	Entries	Ranked	DSQ	DNF	DNS	LAP
				23	23	0	0	0	0

<b>IPC TD</b>
<b>MAGAND Guy (FRA).</b>

<b>Competition Secretary</b>
<b>LENZ Josef (GER).</b>

**Note:**  
 All times except 'Real Time' are calculated times. Calculated time is the real time multiplied by the athlete's percentage.  
 Delta – Time difference of the competitor's real time and his/her real time equal to the winners result (skiing time).

<b>Legend:</b>	Did not finish	<b>DNS</b>	Did not start	<b>DSQ</b>	Disqualified
<b>DNF</b>	Time behind ranked 1	<b>IPC</b>	International Paralympic Committee	<b>TD</b>	Technical Delegate
<b>Delta</b>	Intermediate position n	<b>NPC</b>	National Paralympic Committee		
<b>ITn</b>					

**RESULTS SUMMARY** As of 12 FEB 2017

JURY		COURSE INFORMATION		
IPC TD	MAGAND Guy(FRA)	Course Name	Standing Sprint	
IPC Assistant TD BT	KADYKOV Georgy(RUS)	Height difference	25 m	
IPC Assistant TD CC	BURBEE Jim(CAN)	Maximum Climb	23 m	
IPC Race Director	NEESER Hans Peter(SUI)	Total Climb	37 m	
IPC Jury Member	UNDHEIM Tor(NOR)	Length of Lap	1410 m	
Chief of Competition	EDER Karl(GER)	Number of Laps	1	

Rank	Bib	Name	NPC Code	Sport Class	First Race	Heat:Rank	Race Pts.	WC Pts.
1	71	MODIN Zebastian <i>Guide: ANDERSSON J</i>	SWE	B1	2:46.76	Final:1	0.00	100
2	77	UTKIN Iurii <i>Guide: PEREKHODA R</i>	UKR	B2	2:54.35	Final:2	27.31	80
3	75	CLARION Thomas <i>Guide: BOLLET Antoine</i>	FRA	B1	2:52.85	Final:3	21.91	60
4	72	KAZIK Oleksandr <i>Guide: KUCHERYAVIY S</i>	UKR	B1	2:49.36	Final:4	9.35	50
5	74	BYE Eirik <i>Guide: NELSON Arvid</i>	NOR	B3	2:52.43	Semi:3	20.40	45
6	76	SHAPTSIABOI Vasili <i>Guide: LEBEDZEU Mikhail</i>	BLR	B2	2:53.44	Semi:3	24.03	40
7	73	HOLUB Yury <i>Guide: BUDZILOVICH D</i>	BLR	B3	2:52.27	Semi:4	19.82	36
8	78	SUIARKO Dmytro <i>Guide: POTAPENKO Vasyl</i>	UKR	B2	2:54.60	Semi:4	28.21	32
9	97	RESHETYNSKIY Iaroslav <i>Guide: GERGARDT Artur</i>	UKR	B2	2:55.92	9	32.96	29
10	99	MESSINGER Nico <i>Guide: WINKER Christian</i>	GER	B2	2:58.13	10	40.91	26
11	98	KOVALEVSKYI Anatolii <i>Guide: MUKSHYN O</i>	UKR	B2	2:59.96	11	47.49	24
12	103	LADZESAU Mikita <i>Guide: LUKYANAU Aliaksei</i>	BLR	B2	3:04.21	12	62.78	22
13	104	INOLA Inkki	FIN	B3	3:09.67	13	82.43	20
14	102	GARBOWSKI Piotr <i>Guide: PENAR Janusz</i>	POL	B3	3:12.51	14	92.65	18
15	105	MAKHOTKIN Oleksandr <i>Guide: MARCHYSHAK Ivan</i>	UKR	B3	3:18.42	15	113.91	16
16	108	KANAFIN Kairat <i>Guide: ZHDANOVICH A</i>	KAZ	B2	3:20.27	16	120.57	15
17	106	TAKAMURA Kazuto <i>Guide: FUJITA Yuhei</i>	JPN	B1	3:24.49	17	135.75	14
18	107	KUBICA Lukasz <i>Guide: SUCHWALKO W</i>	POL	B3	3:39.30	18	189.04	



**RESULTS SUMMARY** As of 12 FEB 2017

Weather	Snow Conditions	Temperature		Competitors					
		Air	Snow	Entries	Ranked	DSQ	DNF	DNS	LAP
				18	18	0	0	0	0

<b>IPC TD</b>
<b>MAGAND Guy (FRA).</b>

<b>Competition Secretary</b>
<b>LENZ Josef (GER).</b>

**Note:**  
 All times except 'Real Time' are calculated times. Calculated time is the real time multiplied by the athlete's percentage.  
 Delta – Time difference of the competitor's real time and his/her real time equal to the winners result (skiing time).

<b>Legend:</b>	Did not finish	<b>DNS</b>	Did not start	<b>DSQ</b>	Disqualified
<b>DNF</b>	Time behind ranked 1	<b>IPC</b>	International Paralympic Committee	<b>TD</b>	Technical Delegate
<b>Delta</b>	Intermediate position n	<b>NPC</b>	National Paralympic Committee		
<b>ITn</b>					



THU  
16 FEB 2017  
10:15

## WOMEN LONG C,SITTING

As of 16 FEB 2017

## FINAL

JURY			COURSE INFORMATION		
IPC TD	MAGAND Guy(FRA)		Course Name	Sittski 3 km	
IPC Assistant TD BT	KADYKOV Georgy(RUS)		Height difference	16 m	
IPC Assistant TD CC	BURBEE Jim(CAN)		Maximum Climb	13 m	
IPC Race Director	NEESER Hans Peter(SUI)		Total Climb	57 m per lap	
IPC Jury Member	UNDHEIM Tor(NOR)		Length of Lap	2950 m	
Chief of Competition	EDER Karl(GER)		Number of Laps	4	

Rank	Bib	Name	NPC Code	Sport Class	%	3.0 Km Time(Rk)	6.0 Km Time(Rk)	9.0 Km Time(Rk)	Real Time	Delta	Result	Race Pts.	WC Pts.
1	40	MASTERS Oksana	USA	LW12	100	8:50.4 (1)	17:42.7 (1)	26:44.4 (1)	36:01.0		<b>36:01.0</b>	0.00	100
2	37	SKARSTEIN Birgit	NOR	LW11	94	9:15.6 (2)	18:32.9 (2)	27:39.0 (2)	39:12.9	+53.9	<b>36:51.7</b>	14.08	80
3	39	ESKAU Andrea	GER	LW11	94	9:22.2 (4)	18:39.9 (4)	27:57.1 (4)	39:21.7	+1:02.7	<b>37:00.0</b>	16.38	60
4	35	VAUCHOK Liudmila	BLR	LW11	94	9:21.0 (3)	18:39.4 (3)	27:53.5 (3)	39:23.7	+1:04.7	<b>37:01.9</b>	16.91	50
5	41	HRAFEYEVA Lidziya	BLR	LW12	100	9:28.6 (5)	19:08.5 (5)	28:58.9 (5)	38:50.7	+2:49.7	<b>38:50.7</b>	47.12	45
6	34	JIN Yawei	CHN	LW10.5	90	9:47.0 (6)	19:46.3 (7)	29:49.7 (7)	44:31.7	+4:30.5	<b>40:04.5</b>	67.61	40
7	38	WICKER Anja	GER	LW10.5	90	10:01.7 (8)	20:02.1 (8)	30:15.3 (8)	44:51.1	+4:49.9	<b>40:22.0</b>	72.47	36
8	36	CHU Beibei	CHN	LW12	100	9:52.0 (7)	19:39.9 (6)	29:42.6 (6)	40:56.9	+4:55.9	<b>40:56.9</b>	82.16	32
9	33	NAN Yuyu	CHN	LW11.5	96	10:22.9 (9)	20:41.7 (9)	31:24.8 (9)	43:58.3	+6:27.2	<b>42:12.8</b>	103.23	29
10	31	SHAN Yilin	CHN	LW12	100	12:33.6 (10)	25:09.9 (10)	38:06.2 (10)	51:21.8	+15:20.8	<b>51:21.8</b>	255.66	
11	32	HOU Jiabao	CHN	LW12	100	13:53.9 (11)	28:12.8 (11)	42:32.3 (11)	57:07.8	+21:06.8	<b>57:07.8</b>	351.73	



FINSTERAU

THU  
16 FEB 2017  
10:15

CROSS COUNTRY

WOMEN LONG C,SITTING

FINAL

# OFFICIAL RESULTS

As of 16 FEB 2017



Weather	Snow Conditions	Temperature		Competitors					
		Air	Snow	Entries	Ranked	DSQ	DNF	DNS	LAP
Sunny	Packed	0.0 °C	-1.0 °C	11	11	0	0	0	0

<b>IPC TD</b>
<b>MAGAND Guy (FRA).</b>

<b>Competition Secretary</b>
<b>LENZ Josef (GER).</b>

**Note:**

All times except 'Real Time' are calculated times. Calculated time is the real time multiplied by the athlete's percentage.  
Delta – Time difference of the competitor's real time and his/her real time equal to the winners result (skiing time).

**Legend:**

<b>DNF</b>	Did not finish	<b>DNS</b>	Did not start	<b>DSQ</b>	Disqualified
<b>Delta</b>	Time behind ranked 1	<b>IPC</b>	International Paralympic Committee	<b>TD</b>	Technical Delegate
<b>ITn</b>	Intermediate position n	<b>NPC</b>	National Paralympic Committee		



THU  
16 FEB 2017  
12:00

## WOMEN LONG C,STANDING

As of 16 FEB 2017

## FINAL

JURY			COURSE INFORMATION		
IPC TD	MAGAND Guy(FRA)		Course Name	Standing 3,0 km	
IPC Assistant TD BT	KADYKOV Georgy(RUS)		Height difference	47 m	
IPC Assistant TD CC	BURBEE Jim(CAN)		Maximum Climb	31 m	
IPC Race Director	NEESER Hans Peter(SUI)		Total Climb	78 m per lap	
IPC Jury Member	UNDHEIM Tor(NOR)		Length of Lap	3077 m	
Chief of Competition	EDER Karl(GER)		Number of Laps	5	

Rank	Bib	Name	NPC Code	Sport Class	%	3.0 Km Time(Rk)	6.0 Km Time(Rk)	9.0 Km Time(Rk)	12.0 Km Time(Rk)	Real Time	Delta	Result	Race Pts.	WC Pts.
1	99	KONONOVA Oleksandra	UKR	LW8	91	10:01.0 (1)	20:38.7 (1)	31:54.0 (3)	41:51.1 (1)	57:05.2		<b>51:56.9</b>	0.00	100
2	97	BATENKOVA Iuliia	UKR	LW6	90	10:30.8 (5)	20:55.2 (3)	31:46.0 (1)	42:54.7 (2)	59:35.7	+1:52.4	<b>53:38.1</b>	19.48	80
3	98	LIASHENKO Liudmyla	UKR	LW8	91	10:20.6 (3)	20:58.5 (4)	31:47.6 (2)	43:08.7 (3)	59:19.8	+2:14.6	<b>53:59.4</b>	23.58	60
4	94	YOUNG Emily	CAN	LW8	91	10:04.3 (2)	20:49.0 (2)	31:58.9 (4)	43:21.8 (4)	59:43.8	+2:38.6	<b>54:21.3</b>	27.80	50
5	95	HUDAK Brittany	CAN	LW8	91	10:49.6 (6)	21:55.1 (6)	33:23.7 (5)	44:55.1 (5)	1:01:25.6	+4:20.4	<b>55:53.9</b>	45.62	45
6	96	ABE Yurika	JPN	LW6	90	10:30.2 (4)	21:40.7 (5)	33:25.4 (6)	45:15.1 (6)	1:03:12.9	+5:29.6	<b>56:53.6</b>	57.11	40
7	92	RIPA Helene	SWE	LW2	92	11:16.7 (8)	23:02.9 (7)	35:16.7 (7)	48:04.0 (7)	1:05:47.7	+9:19.7	<b>1:00:31.9</b>	99.14	36
8	93	VARONA Larysa	BLR	LW8	91	11:04.8 (7)	23:19.9 (8)	36:00.4 (8)	49:06.6 (8)	1:07:29.6	+10:24.4	<b>1:01:25.1</b>	109.38	32
9	91	LI Yuxin	CHN	LW8	91	13:28.2 (9)	28:06.2 (9)	43:50.0 (9)	1:00:06.2 (9)	1:23:15.6	+26:10.4	<b>1:15:46.0</b>	275.10	



FINSTERAU

THU  
16 FEB 2017  
12:00

CROSS COUNTRY

WOMEN LONG C,STANDING

FINAL

# OFFICIAL RESULTS

As of 16 FEB 2017



Weather	Snow Conditions	Temperature		Competitors					
		Air	Snow	Entries	Ranked	DSQ	DNF	DNS	LAP
Sunny	Packed	5.0 °C	-0.1 °C	9	9	0	0	0	0

<b>IPC TD</b>
<b>MAGAND Guy (FRA).</b>

<b>Competition Secretary</b>
<b>LENZ Josef (GER).</b>

**Note:**

All times except 'Real Time' are calculated times. Calculated time is the real time multiplied by the athlete's percentage.  
Delta – Time difference of the competitor's real time and his/her real time equal to the winners result (skiing time).

**Legend:**

<b>DNF</b>	Did not finish	<b>DNS</b>	Did not start	<b>DSQ</b>	Disqualified
<b>Delta</b>	Time behind ranked 1	<b>IPC</b>	International Paralympic Committee	<b>TD</b>	Technical Delegate
<b>ITn</b>	Intermediate position n	<b>NPC</b>	National Paralympic Committee		



THU  
16 FEB 2017  
12:15

WOMEN LONG C, VISUALLY IMP.

As of 16 FEB 2017

FINAL

JURY				COURSE INFORMATION			
IPC TD	MAGAND Guy(FRA)	Course Name	Standing 3,0 km				
IPC Assistant TD BT	KADYKOV Georgy(RUS)	Height difference	47 m				
IPC Assistant TD CC	BURBEE Jim(CAN)	Maximum Climb	31 m				
IPC Race Director	NEESER Hans Peter(SUI)	Total Climb	78 m per lap				
IPC Jury Member	UNDHEIM Tor(NOR)	Length of Lap	3077 m				
Chief of Competition	EDER Karl(GER)	Number of Laps	5				

Rank	Bib	Name	NPC Code	Sport Class	%	3.0 Km Time(Rk)	6.0 Km Time(Rk)	9.0 Km Time(Rk)	12.0 Km Time(Rk)	Real Time	Delta	Result	Race Pts.	WC Pts.
1	104	EDLINGER Carina <i>Guide: EDLINGER JJ</i>	AUT	B2	99	10:16.2 (1)	21:19.3 (1)	32:54.3 (1)	44:26.2 (1)	56:13.8		<b>55:40.1</b>	0.00	100
2	105	SHYSHKOVA Oksana <i>Guide: KAZAKOV Vitalii</i>	UKR	B2	99	10:24.6 (2)	21:45.2 (2)	33:36.0 (2)	45:18.0 (2)	57:46.6	+1:32.7	<b>57:11.9</b>	16.49	80
3	103	PRYLUTSKA Olga <i>Guide: NESTERENKO L</i>	UKR	B2	99	11:24.7 (3)	23:27.2 (3)	35:32.9 (3)	48:04.5 (3)	1:00:38.2	+4:24.3	<b>1:00:01.8</b>	47.01	60
4	102	SKORABAHATAYA Y <i>Guide: LUKYANAU Aliaksei</i>	BLR	B2	99	11:53.0 (4)	23:50.4 (4)	36:37.9 (4)	49:25.7 (4)	1:02:39.0	+6:25.1	<b>1:02:01.4</b>	68.49	50

Did Not Finish					Time(Rk)	Time(Rk)	Time(Rk)	Time(Rk)
101	ZHU Daqing	CHN	B2	99				00.0



FINSTERAU

THU  
16 FEB 2017  
12:15

CROSS COUNTRY

WOMEN LONG C, VISUALLY IMP.

FINAL

# OFFICIAL RESULTS

As of 16 FEB 2017



Weather	Snow Conditions	Temperature		Competitors					
		Air	Snow	Entries	Ranked	DSQ	DNF	DNS	LAP
Sunny	Packed	5.0 °C	-0.1 °C	5	4	0	1	0	0

<b>IPC TD</b>
<b>MAGAND Guy (FRA).</b>

<b>Competition Secretary</b>
<b>LENZ Josef (GER).</b>

**Note:**

All times except 'Real Time' are calculated times. Calculated time is the real time multiplied by the athlete's percentage.  
Delta – Time difference of the competitor's real time and his/her real time equal to the winners result (skiing time).

**Legend:**

<b>DNF</b>	Did not finish	<b>DNS</b>	Did not start	<b>DSQ</b>	Disqualified
<b>Delta</b>	Time behind ranked 1	<b>IPC</b>	International Paralympic Committee	<b>TD</b>	Technical Delegate
<b>ITn</b>	Intermediate position n	<b>NPC</b>	National Paralympic Committee		



JURY		COURSE INFORMATION	
IPC TD	MAGAND Guy(FRA)	Course Name	Sitski 2,5 km
IPC Assistant TD BT	KADYKOV Georgy(RUS)	Height difference	22 m
IPC Assistant TD CC	BURBEE Jim(CAN)	Maximum Climb	13 m
IPC Race Director	WALSH Rob(USA)	Total Climb	44 m per lap
IPC Jury Member	UNDHEIM Tor(NOR)	Length of Lap	2340 m
Chief of Competition	EDER Karl(GER)	Number of Laps	2

Rank	Bib	Name	NPC Code	Sport Class	%	2.5 Km Time(Rk)	Real Time	Delta	Result	Race Pts.	WC Pts.
1	43	MASTERS Oksana	USA	LW12	100	7:08.7 (1)	14:15.5		<b>14:15.5</b>	0.00	100
2	42	ESKAU Andrea	GER	LW11	94	7:19.1 (2)	15:26.1	+15.9	<b>14:30.5</b>	10.52	80
3	40	SKARSTEIN Birgit	NOR	LW11	94	7:25.7 (3)	15:38.7	+28.5	<b>14:42.4</b>	18.87	60
4	38	VAUCHOK Liudmila	BLR	LW11	94	7:30.1 (4)	15:49.2	+39.0	<b>14:52.2</b>	25.74	50
5	44	HRAFEYEVA Lidziya	BLR	LW12	100	7:38.8 (5)	15:10.1	+54.6	<b>15:10.1</b>	38.29	45
6	36	JIN Yawei	CHN	LW10.5	90	8:02.3 (6)	17:40.8	+1:50.2	<b>15:54.7</b>	69.57	40
7	34	SHYTS Valiantsina	BLR	LW10.5	90	8:05.9 (7)	17:55.5	+2:04.9	<b>16:08.0</b>	78.90	36
8	39	CHU Beibei	CHN	LW12	100	8:16.7 (10)	16:13.9	+1:58.4	<b>16:13.9</b>	83.04	32
9	41	WICKER Anja	GER	LW10.5	90	8:16.5 (9)	18:14.7	+2:24.1	<b>16:25.2</b>	90.96	29
10	37	PYY Sini	FIN	LW11	94	8:16.1 (8)	17:48.2	+2:38.0	<b>16:44.1</b>	104.22	26
11	35	NAN Yuyu	CHN	LW11.5	96	8:40.7 (11)	17:46.7	+2:55.5	<b>17:04.0</b>	118.18	24
12	32	SHAN Yilin	CHN	LW12	100	10:28.3 (12)	20:44.1	+6:28.6	<b>20:44.1</b>	272.54	
13	33	HOU Jiabao	CHN	LW12	100	11:21.1 (13)	21:24.1	+7:08.6	<b>21:24.1</b>	300.60	
14	31	LORINCZ Krisztina	HUN	LW10.5	90	11:59.6 (14)	26:37.9	+10:47.3	<b>23:58.1</b>	408.60	



FINSTERAU

SUN  
19 FEB 2017  
10:15

CROSS COUNTRY

WOMEN MIDDLE F,SITTING

FINAL

# OFFICIAL RESULTS

As of 19 FEB 2017



Weather	Snow Conditions	Temperature		Competitors					
		Air	Snow	Entries	Ranked	DSQ	DNF	DNS	LAP
Partly cloudy	Compact	-2.0 °C	-0.6 °C	14	14	0	0	0	0

<b>IPC TD</b>
<b>MAGAND Guy (FRA).</b>

<b>Competition Secretary</b>
<b>LENZ Josef (GER).</b>

**Note:**  
 All times except 'Real Time' are calculated times. Calculated time is the real time multiplied by the athlete's percentage.  
 Delta – Time difference of the competitor's real time and his/her real time equal to the winners result (skiing time).

<b>Legend:</b>					
<b>DNF</b>	Did not finish	<b>DNS</b>	Did not start	<b>DSQ</b>	Disqualified
<b>Delta</b>	Time behind ranked 1	<b>IPC</b>	International Paralympic Committee	<b>TD</b>	Technical Delegate
<b>ITn</b>	Intermediate position n	<b>NPC</b>	National Paralympic Committee		



SUN  
19 FEB 2017  
11:45

WOMEN MIDDLE F,STANDING

As of 19 FEB 2017

FINAL

JURY			COURSE INFORMATION		
IPC TD	MAGAND Guy(FRA)		Course Name	Standing 2,5 km	
IPC Assistant TD BT	KADYKOV Georgy(RUS)		Height difference	39 m	
IPC Assistant TD CC	BURBEE Jim(CAN)		Maximum Climb	20 m	
IPC Race Director	WALSH Rob(USA)		Total Climb	67 m per lap	
IPC Jury Member	UNDHEIM Tor(NOR)		Length of Lap	2588 m	
Chief of Competition	EDER Karl(GER)		Number of Laps	3	

Rank	Bib	Name	NPC Code	Sport Class	%	2.5 Km Time(Rk)	5.0 Km Time(Rk)	Real Time	Delta	Result	Race Pts.	WC Pts.
1	121	KONONOVA Oleksandra	UKR	LW8	96	6:18.9 (1)	12:53.5 (1)	20:19.5		<b>19:30.7</b>	0.00	100
2	120	LIASHENKO Liudmyla	UKR	LW8	96	6:27.6 (2)	13:04.6 (2)	20:36.0	+16.5	<b>19:46.6</b>	8.15	80
3	119	BATENKOVA Iuliia	UKR	LW6	95	6:46.2 (4)	13:34.5 (3)	21:24.5	+52.1	<b>20:20.3</b>	25.42	60
4	115	KONASHUK Bohdana	UKR	LW8	96	6:53.9 (5)	13:54.9 (5)	21:40.4	+1:20.9	<b>20:48.4</b>	39.82	50
5	118	BUI Iryna	UKR	LW8	96	6:45.0 (3)	13:53.3 (4)	21:55.5	+1:36.0	<b>21:02.9</b>	47.25	45
6	112	FARON Iweta	POL	LW8	96	7:07.7 (8)	14:21.9 (7)	22:16.6	+1:57.1	<b>21:23.1</b>	57.61	40
7	114	YOUNG Emily	CAN	LW8	96	7:00.7 (6)	14:16.7 (6)	22:24.3	+2:04.8	<b>21:30.5</b>	61.40	36
8	117	ABE Yurika	JPN	LW6	95	7:03.8 (7)	14:29.3 (8)	22:50.5	+2:18.1	<b>21:42.0</b>	67.29	32
9	113	DEKIJIMA Momoko	JPN	LW6	95	7:15.2 (9)	14:33.1 (9)	22:59.6	+2:27.2	<b>21:50.6</b>	71.70	29
10	116	HUDAK Brittany	CAN	LW8	96	7:40.1 (10)	15:33.2 (10)	24:30.5	+4:11.0	<b>23:31.7</b>	123.52	26
11	111	LI Yuxin	CHN	LW8	96	7:56.1 (11)	16:51.8 (11)	26:42.2	+6:22.7	<b>25:38.1</b>	188.30	



FINSTERAU

SUN  
19 FEB 2017  
11:45

CROSS COUNTRY

WOMEN MIDDLE F,STANDING

FINAL

# OFFICIAL RESULTS

As of 19 FEB 2017



Weather	Snow Conditions	Temperature		Competitors					
		Air	Snow	Entries	Ranked	DSQ	DNF	DNS	LAP
Partly cloudy	Compact	-0.1 °C	-0.6 °C	11	11	0	0	0	0

<b>IPC TD</b>
<b>MAGAND Guy (FRA).</b>

<b>Competition Secretary</b>
<b>LENZ Josef (GER).</b>

**Note:**  
 All times except 'Real Time' are calculated times. Calculated time is the real time multiplied by the athlete's percentage.  
 Delta – Time difference of the competitor's real time and his/her real time equal to the winners result (skiing time).

<b>Legend:</b>					
<b>DNF</b>	Did not finish	<b>DNS</b>	Did not start	<b>DSQ</b>	Disqualified
<b>Delta</b>	Time behind ranked 1	<b>IPC</b>	International Paralympic Committee	<b>TD</b>	Technical Delegate
<b>ITn</b>	Intermediate position n	<b>NPC</b>	National Paralympic Committee		



JURY				COURSE INFORMATION			
IPC TD	MAGAND Guy(FRA)	Course Name	Standing 2,5 km				
IPC Assistant TD BT	KADYKOV Georgy(RUS)	Height difference	39 m				
IPC Assistant TD CC	BURBEE Jim(CAN)	Maximum Climb	20 m				
IPC Race Director	WALSH Rob(USA)	Total Climb	67 m per lap				
IPC Jury Member	UNDHEIM Tor(NOR)	Length of Lap	2588 m				
Chief of Competition	EDER Karl(GER)	Number of Laps	3				

Rank	Bib	Name	NPC Code	Sport Class	%	2.5 Km Time(Rk)	5.0 Km Time(Rk)	Real Time	Delta	Result	Race Pts.	WC Pts.
1	138	SHYSHKOVA Oksana <i>Guide: IVANOV Volodymyr</i>	UKR	B2	99	6:38.0 (2)	13:33.4 (1)	20:35.6		<b>20:23.2</b>	0.00	100
2	133	SAKHANENKA Sviatlana <i>Guide: NAFRANOVICH I</i>	BLR	B2	99	6:46.7 (3)	13:47.8 (3)	21:18.7	+43.1	<b>21:05.9</b>	20.95	80
3	137	EDLINGER Carina <i>Guide: EDLINGER JJ</i>	AUT	B2	99	6:33.5 (1)	13:39.1 (2)	21:24.3	+48.7	<b>21:11.5</b>	23.69	60
4	132	SKORABAHATAYA Y <i>Guide: LUKYANAU Aliaksei</i>	BLR	B2	99	7:43.2 (5)	15:27.7 (5)	23:22.2	+2:46.6	<b>23:08.2</b>	80.94	50
5	135	RUBANOVSKA Natalia <i>Guide: NESTERENKO L</i>	UKR	B2	99	7:03.4 (4)	15:01.1 (4)	23:35.4	+2:59.8	<b>23:21.2</b>	87.31	45

Did Not Finish					Time(Rk)	Time(Rk)
131	ZHU Daqing	CHN	B2	99	00.0	

Did Not Start					Time(Rk)	Time(Rk)
136	PRYLUTSKA Olga	UKR	B2	99	00.0	
134	KLUG Clara <i>Guide: HARTL Martin</i>	GER	B1	88	00.0	



FINSTERAU

SUN  
19 FEB 2017  
11:51

CROSS COUNTRY

WOMEN MIDDLE F, VISUALLY IMP.

FINAL

# OFFICIAL RESULTS

As of 19 FEB 2017



Weather	Snow Conditions	Temperature		Competitors					
		Air	Snow	Entries	Ranked	DSQ	DNF	DNS	LAP
Partly cloudy	Compact	-0.1 °C	-0.6 °C	8	5	0	1	2	0

<b>IPC TD</b>
<b>MAGAND Guy (FRA).</b>

<b>Competition Secretary</b>
<b>LENZ Josef (GER).</b>

**Note:**

All times except 'Real Time' are calculated times. Calculated time is the real time multiplied by the athlete's percentage.  
Delta – Time difference of the competitor's real time and his/her real time equal to the winners result (skiing time).

**Legend:**

<b>DNF</b>	Did not finish	<b>DNS</b>	Did not start	<b>DSQ</b>	Disqualified
<b>Delta</b>	Time behind ranked 1	<b>IPC</b>	International Paralympic Committee	<b>TD</b>	Technical Delegate
<b>ITn</b>	Intermediate position n	<b>NPC</b>	National Paralympic Committee		

**RESULTS SUMMARY** As of 12 FEB 2017

JURY		COURSE INFORMATION	
IPC TD	MAGAND Guy(FRA)	Course Name	Sitski Sprint
IPC Assistant TD BT	KADYKOV Georgy(RUS)	Height difference	14 m
IPC Assistant TD CC	BURBEE Jim(CAN)	Maximum Climb	15 m
IPC Race Director	NEESER Hans Peter(SUI)	Total Climb	21 m
IPC Jury Member	UNDHEIM Tor(NOR)	Length of Lap	970 m
Chief of Competition	EDER Karl(GER)	Number of Laps	1

Rank	Bib	Name	NPC Code	Sport Class	First Race	Heat:Rank	Race Pts.	WC Pts.
1	21	MASTERS Oksana	USA	LW12	2:59.36	Final:1	0.00	100
2	24	ESKAU Andrea	GER	LW11	3:14.97	Final:2	52.22	80
3	25	HRAFEYEVA Lidziya	BLR	LW12	3:17.24	Final:3	59.81	60
4	23	VAUCHOK Liudmila	BLR	LW11	3:13.22	Final:4	46.36	50
5	22	SKARSTEIN Birgit	NOR	LW11	3:10.68	Final:5	37.87	45
6	27	WICKER Anja	GER	LW10.5	3:24.58	Final:6	84.37	40
7	29	JIN Yawei	CHN	LW10.5	3:30.74	Semi:4	104.97	36
8	30	CHU Beibei	CHN	LW12	3:31.64	Semi:4	107.98	32
9	26	SHYTS Valiantsina	BLR	LW10.5	3:22.59	Semi:5	77.71	29
10	28	PYY Sini	FIN	LW11	3:29.70	Semi:5	101.49	26
11	31	NAN Yuyu	CHN	LW11.5	3:35.26	Semi:6	120.09	24
12	32	HOU Jiabao	CHN	LW12	4:30.30	Semi:6	304.21	
13	53	SHAN Yilin	CHN	LW12	4:37.41	13	328.00	

Weather	Snow Conditions	Temperature		Competitors					
		Air	Snow	Entries	Ranked	DSQ	DNF	DNS	LAP
Sky Clear	Compact	-5.0 °C	-5.7 °C	13	13	0	0	0	0

<b>IPC TD</b>
<b>MAGAND Guy (FRA).</b>

<b>Competition Secretary</b>
<b>LENZ Josef (GER).</b>

**Note:**

All times except 'Real Time' are calculated times. Calculated time is the real time multiplied by the athlete's percentage.  
Delta – Time difference of the competitor's real time and his/her real time equal to the winners result (skiing time).

**Legend:**

<b>DNF</b>	Did not finish	<b>DNS</b>	Did not start	<b>DSQ</b>	Disqualified
<b>Delta</b>	Time behind ranked 1	<b>IPC</b>	International Paralympic Committee	<b>TD</b>	Technical Delegate
<b>ITn</b>	Intermediate position n	<b>NPC</b>	National Paralympic Committee		

SUN  
12 FEB 2017  
10:55

WOMEN SPRINT F,STANDING

**RESULTS SUMMARY** As of 12 FEB 2017

JURY		COURSE INFORMATION		
IPC TD	MAGAND Guy(FRA)	Course Name	Standing Sprint	
IPC Assistant TD BT	KADYKOV Georgy(RUS)	Height difference	25 m	
IPC Assistant TD CC	BURBEE Jim(CAN)	Maximum Climb	23 m	
IPC Race Director	NEESER Hans Peter(SUI)	Total Climb	37 m	
IPC Jury Member	UNDHEIM Tor(NOR)	Length of Lap	1410 m	
Chief of Competition	EDER Karl(GER)	Number of Laps	1	

Rank	Bib	Name	NPC Code	Sport Class	First Race	Heat:Rank	Race Pts.	WC Pts.
1	62	LIASHENKO Liudmyla	UKR	LW8	3:21.05	Final:1	3.69	100
2	61	KONONOVA Oleksandra	UKR	LW8	3:19.82	Final:2	0.00	80
3	64	BUI Iryna	UKR	LW8	3:36.30	Final:3	49.48	60
4	68	BATENKOVA Iuliia	UKR	LW6	3:44.37	Final:4	73.72	50
5	63	NILSEN Vilde	NOR	LW4	3:32.68	Final:5	38.61	45
6	67	YOUNG Emily	CAN	LW8	3:42.64	Final:6	68.52	40
7	65	FARON Iweta	POL	LW8	3:36.51	Semi:4	50.12	36
8	66	KONASHUK Bohdana	UKR	LW8	3:39.72	Semi:4	59.75	32
9	115	ABE Yurika	JPN	LW6	3:49.90	9	90.32	29
10	119	VARONA Larysa	BLR	LW8	3:53.96	10	102.51	26
11	122	LI Yuxin	CHN	LW8	4:03.58	11	131.40	24
12	121	RIPA Helene	SWE	LW2	4:21.60	12	185.51	

Weather	Snow Conditions	Temperature		Competitors					
		Air	Snow	Entries	Ranked	DSQ	DNF	DNS	LAP
				12	12	0	0	0	0

<b>IPC TD</b>
<b>MAGAND Guy (FRA).</b>

<b>Competition Secretary</b>
<b>LENZ Josef (GER).</b>

**Note:**

All times except 'Real Time' are calculated times. Calculated time is the real time multiplied by the athlete's percentage.  
Delta – Time difference of the competitor's real time and his/her real time equal to the winners result (skiing time).

**Legend:**

<b>DNF</b>	Did not finish	<b>DNS</b>	Did not start	<b>DSQ</b>	Disqualified
<b>Delta</b>	Time behind ranked 1	<b>IPC</b>	International Paralympic Committee	<b>TD</b>	Technical Delegate
<b>ITn</b>	Intermediate position n	<b>NPC</b>	National Paralympic Committee		

SUN  
12 FEB 2017  
11:02

WOMEN SPRINT F,VISUAL. IMP.

**RESULTS SUMMARY** As of 12 FEB 2017

JURY		COURSE INFORMATION		
IPC TD	MAGAND Guy(FRA)	Course Name	Standing Sprint	
IPC Assistant TD BT	KADYKOV Georgy(RUS)	Height difference	25 m	
IPC Assistant TD CC	BURBEE Jim(CAN)	Maximum Climb	23 m	
IPC Race Director	NEESER Hans Peter(SUI)	Total Climb	37 m	
IPC Jury Member	UNDHEIM Tor(NOR)	Length of Lap	1410 m	
Chief of Competition	EDER Karl(GER)	Number of Laps	1	

Rank	Bib	Name	NPC Code	Sport Class	First Race	Heat:Rank	Race Pts.	WC Pts.
1	81	EDLINGER Carina <i>Guide: EDLINGER JJ</i>	AUT	B2	3:26.42	Final:1	0.00	100
2	84	SHYSHKOVA Oksana <i>Guide: KAZAKOV Vitalii</i>	UKR	B2	3:32.01	Final:2	16.25	80
3	83	SAKHANENKA Sviatlana <i>Guide: NAFRANOVICH I</i>	BLR	B2	3:29.75	Final:3	9.68	60
4	82	PRYLUTSKA Olga <i>Guide: IVANOV Volodymyr</i>	UKR	B2	3:27.20	Final:4	2.27	50
5	85	KLUG Clara <i>Guide: HARTL Martin</i>	GER	B1	3:33.73	Semi:3	21.25	45
6	86	RUBANOVSKA Natalia <i>Guide: NESTERENKO L</i>	UKR	B2	3:34.24	Semi:3	22.73	40
7	137	ZHU Daqing	CHN	B2	5:17.22	7	322.06	

Weather	Snow Conditions	Temperature		Competitors					
		Air	Snow	Entries	Ranked	DSQ	DNF	DNS	LAP
Sky Clear	Compact	-3.0 °C	-2.5 °C	7	7	0	0	0	0

<b>IPC TD</b>
<b>MAGAND Guy (FRA).</b>

<b>Competition Secretary</b>
<b>LENZ Josef (GER).</b>

**Note:**

All times except 'Real Time' are calculated times. Calculated time is the real time multiplied by the athlete's percentage.  
Delta – Time difference of the competitor's real time and his/her real time equal to the winners result (skiing time).

**Legend:**

<b>DNF</b>	Did not finish	<b>DNS</b>	Did not start	<b>DSQ</b>	Disqualified
<b>Delta</b>	Time behind ranked 1	<b>IPC</b>	International Paralympic Committee	<b>TD</b>	Technical Delegate
<b>ITn</b>	Intermediate position n	<b>NPC</b>	National Paralympic Committee		

WED  
15 FEB 2017  
10:00

MIXED RELAY

FINAL

**OFFICIAL RESULTS** As of 15 FEB 2017

JURY		COURSE INFORMATION			1	2
IPC TD	MAGAND Guy(FRA)	Course Name	Sitski 2,5 km	Standing 2,5 km		
IPC Assistant TD BT	KADYKOV Georgy(RUS)	Height difference	22 m	39 m		
IPC Assistant TD CC	BURBEE Jim(CAN)	Maximum Climb	13 m	20 m		
IPC Race Director	NEESER Hans Peter(SUI)	Total Climb	44 m per lap	67 m per lap		
IPC Jury Member	UNDHEIM Tor(NOR)	Length of Lap	2340 m	2588 m		
Chief of Competition	EDER Karl(GER)	Number of Laps	2	2		

Rk	Bib	NPC Name	G	Class	%	Leg Time	Rk	Time Behind	Team Time	Rk	Time Behind
<b>1</b>	<b>1</b>	<b>UKR - UKRAINE</b>			<b>327</b>				<b>26:56.5</b>		
	1-1	UTKIN Iurii Guide: PEREKHODA Ruslan	M	B2	99	5:26.3	1		5:26.3	1	
	1-2	LIASHENKO Liudmyla	W	LW8	78	6:52.8	5	25.5	12:19.1	1	
	1-3	BATENKOVA Iuliia	W	LW6	72	7:46.1	2	21.0	20:05.2	1	
	1-4	KONONOVA Oleksandra	W	LW8	78	6:51.3	1		26:56.5	1	
<b>2</b>	<b>5</b>	<b>SWE - SWEDEN</b>			<b>324</b>				<b>27:17.5</b>		<b>21.0</b>
	5-1	RIPA Helene	W	LW2	74	6:57.8	5	1:31.5	6:57.8	5	1:31.5
	5-2	MODIN Zebastian Guide: ANDERSSON Johannes	M	B1	88	6:27.3	1		13:25.1	3	1:06.0
	5-3	(* RIPA Helene	W	LW2	74	7:25.1	1		20:50.2	2	45.0
	5-4	(* MODIN Zebastian Guide: ANDERSSON Johannes	M	B1	88	6:27.3	2	-24.0	27:17.5	2	21.0
<b>3</b>	<b>3</b>	<b>BLR - BELARUS</b>			<b>328</b>				<b>28:12.3</b>		<b>1:15.8</b>
	3-1	LOBAN Dzmitry	M	LW12	88	6:24.1	2	57.8	6:24.1	2	57.8
	3-2	SAKHANENKA Sviatlana Guide: NAFRANOVICH Iryna	W	B2	81	6:45.2	4	17.9	13:09.3	2	50.2
	3-3	SHYTS Valiantsina	W	LW10.5	60	8:52.8	5	1:27.7	22:02.1	4	1:56.9
	3-4	LADZESAU Mikita Guide: LUKYANAU Aliaksei	M	B2	99	6:10.2	3	-41.1	28:12.3	3	1:15.8
<b>4</b>	<b>6</b>	<b>GER - GERMANY</b>			<b>329</b>				<b>28:49.3</b>		<b>1:52.8</b>
	6-1	KLUG Clara Guide: HARTL Martin	W	B1	70	7:56.7	6	2:30.4	7:56.7	6	2:30.4
	6-2	LEHMKER Steffen	M	LW8	96	6:27.3	1		14:24.0	6	2:04.9
	6-3	ESKAU Andrea	W	LW11	64	8:07.9	4	42.8	22:31.9	5	2:26.7
	6-4	MESSINGER Nico Guide: WINKER Christian	M	B2	99	6:17.4	4	-33.9	28:49.3	4	1:52.8
<b>5</b>	<b>2</b>	<b>NOR - NORWAY</b>			<b>310</b>				<b>29:17.0</b>		<b>2:20.5</b>
	2-1	LARSEN Trygve Steinar	M	LW12	88	6:25.5	3	59.2	6:25.5	3	59.2
	2-2	NILSEN Vilde	W	LW4	79	7:21.4	6	54.1	13:46.9	5	1:27.8
	2-3	SKARSTEIN Birgit	W	LW11	64	8:00.2	3	35.1	21:47.1	3	1:41.9
	2-4	(* NILSEN Hilde	W	LW4	79	7:29.9	5	38.6	29:17.0	5	2:20.5

**Legend:**

IPC	International Paralympic Committee	TD	Technical Delegate	G	Gender
DNF	Did not finish	DNS	Did not start	DSQ	Disqualified
NPC	National Paralympic Committee	M	Man	W	Woman





FINSTERAU

CROSS COUNTRY

WED  
15 FEB 2017  
10:00

MIXED RELAY

FINAL

**OFFICIAL RESULTS** As of 15 FEB 2017

Rk	Bib	NPC Name	G	Class	%	Leg Time	Rk	Time Behind	Team Time	Rk	Time Behind
<b>6</b>	<b>4</b>	<b>CHN - CHINA</b>			<b>330</b>				<b>29:47.9</b>		<b>2:51.4</b>
	4-1	DU Mingyuan	M	LW12	88	6:53.1	4	1:26.8	6:53.1	4	1:26.8
	4-2	DU Haitao	M	LW5/7	88	6:38.9	3	11.6	13:32.0	4	1:12.9
	4-3	NAN Yuyu	W	LW11.5	66	9:09.1	6	1:44.0	22:41.1	6	2:35.9
	4-4	(* ) DU Haitao	M	LW5/7	88	7:06.8	6	15.5	29:47.9	6	2:51.4

Weather	Snow Conditions	Temperature		Competitors					
		Air	Snow	Entries	Ranked	DSQ	DNF	DNS	LAP
Sunny	Packed	4.0 °C	-0.1 °C	6	6	0	0	0	0

IPC TD
MAGAND Guy (FRA).

Competition Secretary
LENZ Josef (GER).

Legend:					
IPC	International Paralympic Committee	TD	Technical Delegate	G	Gender
DNF	Did not finish	DNS	Did not start	DSQ	Disqualified
NPC	National Paralympic Committee	M	Man	W	Woman

WED  
15 FEB 2017  
11:30

OPEN RELAY

FINAL

**OFFICIAL RESULTS** As of 15 FEB 2017

JURY		COURSE INFORMATION			1	2
IPC TD	MAGAND Guy(FRA)	Course Name	Sitski 2,5 km	Standing 2,5 km		
IPC Assistant TD BT	KADYKOV Georgy(RUS)	Height difference	22 m	39 m		
IPC Assistant TD CC	BURBEE Jim(CAN)	Maximum Climb	13 m	20 m		
IPC Race Director	NEESER Hans Peter(SUI)	Total Climb	44 m per lap	67 m per lap		
IPC Jury Member	UNDHEIM Tor(NOR)	Length of Lap	2340 m	2588 m		
Chief of Competition	EDER Karl(GER)	Number of Laps	2	2		

Rk	Bib	NPC Name	G	Class	%	Leg Time	Rk	Time Behind	Team Time	Rk	Time Behind
<b>1</b>	<b>15</b>	<b>FRA - FRANCE</b>			<b>360</b>				<b>23:55.9</b>		
	15-1	DAVIET Benjamin	M	LW2	92	5:22.2	2	09.4	5:22.2	2	09.4
	15-2	CHALENCON Anthony Guide: VALVERDE Simon	M	B1	88	6:22.7	5	29.1	11:44.9	2	18.2
	15-3	(* DAVIET Benjamin	M	LW2	92	5:48.7	1		17:33.6	1	
	15-4	CLARION Thomas Guide: BOLLET Antoine	M	B1	88	6:22.3	1		23:55.9	1	
<b>2</b>	<b>18</b>	<b>NOR - NORWAY</b>			<b>370</b>				<b>24:19.7</b>		<b>23.8</b>
	18-1	ULSET Nils-Erik	M	LW3	87	6:02.5	6	49.7	6:02.5	6	49.7
	18-2	OLSRUD Hakon	M	LW8	96	6:05.0	2	11.4	12:07.5	4	40.8
	18-3	(* ULSET Nils-Erik	M	LW3	87	6:23.0	2	34.3	18:30.5	2	56.9
	18-4	BYE Eirik Guide: NELSON Arvid	M	B3	100	5:49.2	2	-33.1	24:19.7	2	23.8
<b>3</b>	<b>11</b>	<b>CAN - CANADA</b>			<b>368</b>				<b>24:53.4</b>		<b>57.5</b>
	11-1	MCKEEVER Brian Guide: NISHIKAWA Graham	M	B3	100	5:12.8	1		5:12.8	1	
	11-2	YOUNG Emily	W	LW8	78	7:17.4	7	1:23.8	12:30.2	6	1:03.5
	11-3	ARENDZ Mark	M	LW6	90	6:51.5	4	1:02.8	19:21.7	4	1:48.1
	11-4	(* MCKEEVER Brian Guide: NISHIKAWA Graham	M	B3	100	5:31.7	3	-50.6	24:53.4	3	57.5
<b>4</b>	<b>13</b>	<b>UKR - UKRAINE</b>			<b>365</b>				<b>25:16.2</b>		<b>1:20.3</b>
	13-1	SUIARKO Dmytro Guide: POTAPENKO Vasyl	M	B2	99	5:33.1	4	20.3	5:33.1	4	20.3
	13-2	VOVCHYNSKYI Grygorii	M	LW8	96	5:53.6	1		11:26.7	1	
	13-3	YAROVYI Maksym	M	LW10	74	7:54.6	7	2:05.9	19:21.3	3	1:47.7
	13-4	REPTYUKH Ihor	M	LW8	96	5:54.9	4	-27.4	25:16.2	4	1:20.3
<b>5</b>	<b>12</b>	<b>BLR - BELARUS</b>			<b>365</b>				<b>25:51.7</b>		<b>1:55.8</b>
	12-1	HOLUB Yury Guide: BUDZILOVICH Dzmitry	M	B3	100	5:30.8	3	18.0	5:30.8	3	18.0
	12-2	SILCHANKA Siarhei	M	LW8	96	6:27.4	6	33.8	11:58.2	3	31.5
	12-3	HRAFEYEVA Lidziya	W	LW12	70	7:49.3	5	2:00.6	19:47.5	5	2:13.9
	12-4	SHAPTSIABOI Vasili Guide: LEBEDZEU Mikhail	M	B2	99	6:04.2	5	-18.1	25:51.7	5	1:55.8

**Legend:**

IPC	International Paralympic Committee	TD	Technical Delegate	G	Gender
DNF	Did not finish	DNS	Did not start	DSQ	Disqualified
NPC	National Paralympic Committee	M	Man	W	Woman

WED  
15 FEB 2017  
11:30

OPEN RELAY

FINAL

**OFFICIAL RESULTS** As of 15 FEB 2017

Rk	Bib	NPC Name	G	Class	%	Leg Time	Rk	Time Behind	Team Time	Rk	Time Behind
<b>6</b>	<b>14</b>	<b>KAZ - KAZAKHSTAN</b>			<b>368</b>				<b>26:21.4</b>		<b>2:25.5</b>
	14-1	KOLYADIN Alexandr	M	LW4	96	6:01.6	5	48.8	6:01.6	5	48.8
	14-2	GERLITS Alexandr	M	LW6	95	6:06.2	3	12.6	12:07.8	5	41.1
	14-3	PETRENKO Denis	M	LW11	82	7:50.3	6	2:01.6	19:58.1	7	2:24.5
	14-4	(*) GERLITS Alexandr	M	LW6	95	6:23.3	6	01.0	26:21.4	6	2:25.5
<b>7</b>	<b>16</b>	<b>POL - POLAND</b>			<b>364</b>				<b>26:38.8</b>		<b>2:42.9</b>
	16-1	ROSIEK Kamil	M	LW12	88	6:39.8	7	1:27.0	6:39.8	7	1:27.0
	16-2	SKUPIEN Witold	M	LW5/7	88	6:21.6	4	28.0	13:01.4	7	1:34.7
	16-3	KUBICA Lukasz Guide: SUCHWALKO Wojciech	M	B3	100	6:46.9	3	58.2	19:48.3	6	2:14.7
	16-4	(*) SKUPIEN Witold	M	LW5/7	88	6:50.5	7	28.2	26:38.8	7	2:42.9
<b>8</b>	<b>17</b>	<b>CHN - CHINA</b>			<b>352</b>				<b>30:04.7</b>		<b>6:08.8</b>
	17-1	GAO Xiaoming	M	LW12	88	7:18.9	8	2:06.1	7:18.9	8	2:06.1
	17-2	WANG Chenyang	M	LW5/7	88	7:25.6	8	1:32.0	14:44.5	8	3:17.8
	17-3	(*) GAO Xiao Ming	M	LW12	88	8:12.8	8	2:24.1	22:57.3	8	5:23.7
	17-4	WU Junbao	M	LW5/7	88	7:07.4	8	45.1	30:04.7	8	6:08.8









Weather	Snow Conditions	Temperature		Competitors					
		Air	Snow	Entries	Ranked	DSQ	DNF	DNS	LAP
Sunny	Packed	4.0 °C	-0.1 °C	8	8	0	0	0	0

<b>IPC TD</b>
<b>MAGAND Guy (FRA).</b>

<b>Competition Secretary</b>
<b>LENZ Josef (GER).</b>

<b>Legend:</b>	International Paralympic Committee	<b>TD</b>	Technical Delegate	<b>G</b>	Gender
<b>DNF</b>	Did not finish	<b>DNS</b>	Did not start	<b>DSQ</b>	Disqualified
<b>NPC</b>	National Paralympic Committee	<b>M</b>	Man	<b>W</b>	Woman

## Medal Standings

Rank	NPC	G	S	B	Total
1	 Ukraine	19	16	12	47
2	 Canada	4	1	2	7
	 United States	4	1	2	7
4	 Germany	3	6	5	14
5	 France	3	2	3	8
6	 Belarus	2	4	5	11
7	 Austria	2	0	1	3
8	 Sweden	1	2	0	3
9	 Norway	0	2	5	7
10	 Japan	0	1	2	3
11	 Republic of Korea	0	1	1	2
12	 Finland	0	1	0	1
	 Poland	0	1	0	1