



IPC SANCTIONED EVENT



IPC Nordic Skiing World Championships Fort Kent, Maine/USA

9.03. - 21.03.2005

Results

(nur Bewerbe mit österr. Beteiligung)


Anmerkung:

Die Zusammenstellung der digitalen Resultate hat ihren Ursprung in Original-Ergebnislisten oder ist eine Teilreproduktion.
Zum leichteren Auffinden von Einzelergebnissen kann sie mit „Lesezeichen“ versehen sein.

Erstellung von Gerhard Frank (Systemadministrator „parateX“)



IPC SANCTIONED EVENT



FORT KENT, MAINE U.S.A.

OFFICIAL RESULTS

BIATHLON SHORT DISTANCE 7.5 km SITSKI MEN

10TH MOUNTAIN SAT 12 MAR 2005 START TIME 10:00

JURY		COURSE INFORMATION	
IPC TD:	KELLER Ruedi	Course Name	2.5 km IPC Sit Ski
Assistant IPC TD:	GHISLER Stephan	Height Difference (HD)	24 m
FIS TD:	VAN DRIEL Rita	Maximum Climb (MC)	24 m
Chief of Competition:	GRANT Paul	Total Climb (TC)	46.5 m
Member:	KARI Tanja	Length of Lap	2491 m
IPC Classifier:	LANNEM Anne	Laps	3

Rank	Bib	Name	NPC Code	Class	%	Intermediate Results		Time	Missed shots	Result	Diff	Real Time
						2.5 km	5 km					
1.	8	MOROZOV Vladyslav	UKR	LW12	100	8:37.9 (7)	20:47.3 (7)	29:13.3	1+0	29:13.3		29:13.3
2.	10	KOSTYUK Yuriy	UKR	LW10.5	90	8:36.3 (6)	19:17.4 (3)	29:36.5	2+0	29:36.5	+23.2	32:53.9
3.	9	KRYZHANOVSKIY Taras	RUS	LW11.5	97	8:07.6 (1)	18:20.4 (2)	29:51.1	1+3	29:51.1	+37.8	30:46.5
4.	7	GAJDICIAR Vladimir	SVK	LW12	100	8:40.3 (8)	20:48.9 (8)	30:20.4	2+0	30:20.4	+1:07.1	30:20.4
5.	1	TERENTIEV Mikhail	RUS	LW10	85	8:30.8 (3)	17:31.1 (1)	31:26.7	0+2	31:26.7	+2:13.4	36:59.7
6.	5	VASYUTYNSKY Oleksandr	UKR	LW11	94	8:32.8 (4)	21:15.6 (9)	31:32.2	1+3	31:32.2	+2:18.9	33:33.0
7.	13	FIEDOR Wieslaw	POL	LW12	100	8:34.9 (5)	19:31.1 (4)	31:53.1	3+2	31:53.1	+2:39.8	31:53.1
8.	14	WEYMANN Michael	GER	LW12	100	9:02.3 (10)	19:31.5 (5)	32:17.6	0+2	32:17.6	+3:04.3	32:17.6
9.	15	KHYZHNYAK Sergei	UKR	LW12	100	9:39.8 (15)	20:14.0 (6)	33:47.9	0+3	33:47.9	+4:34.6	33:47.9
10.	11	HUBER Bruno	SUI	LW12	100	9:14.7 (12)	22:19.0 (13)	34:46.7	3+2	34:46.7	+5:33.4	34:46.7
11.	3	ANTHOFER Oliver	AUT	LW11	94	9:24.9 (14)	21:52.7 (10)	35:01.2	5+4	35:01.2	+5:47.9	37:15.4
12.	12	MALLORY Greg	USA	LW11	94	9:17.4 (13)	21:56.8 (11)	35:36.3	3+4	35:36.3	+6:23.0	37:52.7
13.	2	SHILOV Sergey	RUS	LW10	85	8:55.8 (9)	22:00.0 (12)	35:43.9	3+4	35:43.9	+6:30.6	42:02.3
14.	4	RUEPP Roland	ITA	LW11.5	97	9:03.0 (11)	23:17.2 (14)	38:47.0	5+0	38:47.0	+9:33.7	39:59.0

DID NOT FINISH:

6 WATOR Robert POL LW12

Weather / Visibility	Snow	Temperature		Competitors				
		Air	Snow	Entries	Ranked	DNS	DNF	DSQ
Snowshowers	Fresh	-4°C	-3°C	15	14	0	1	0

IPC Technical Delegate

Ruedi Keller

NOTE

All times except 'Real Time' are calculated times. Calculated time is the real time multiplied by the athlete's percentage.

LEGEND

IPC - International Paralympic Committee
Diff - Calculated time behind first ranked
DSQ - Disqualified

TD - Technical Delegate
DNS - Did not start

NPC - National Paralympic Committee
DNF - Did not finish





IPC SANCTIONED EVENT



FORT KENT, MAINE U.S.A.

OFFICIAL RESULTS


BIATHLON LONG DISTANCE 12.5 km SITSKI MEN

10TH MOUNTAIN SUN 13 MAR 2005 START TIME 10:00

JURY				COURSE INFORMATION			
IPC TD:	KELLER Ruedi			Course Name	2.5 km IPC Sit Ski		
Assistant IPC TD:	GHISLER Stephan			Height Difference (HD)	24 m		
FIS TD:	VAN DRIEL Rita			Maximum Climb (MC)	24 m		
Chief of Competition:	GRANT Paul			Total Climb (TC)	46.5 m		
Member:	KARI Tanja			Length of Lap	2491 m		
IPC Classifier:	LANNEM Anne			Laps	5		

Rank	Bib	Name	NPC Code	Class	%	Intermediate Results				Time	Missed shots	Result	Diff	Real Time
						2.5 km	5 km	7.5 km	10 km					
1.	5	MOROZOV Vladyslav	UKR	LW12	100	8:09.9 (1)	18:32.2 (1)	28:20.1 (1)	39:06.9 (1)	46:54.2	0+1+0+1	48:54.2		46:54.2
2.	4	ANTHOFER Oliver	AUT	LW11	94	10:57.7 (8)	21:08.8 (7)	31:26.7 (3)	42:37.7 (3)	44:34.8	3+1+1+2	51:34.8	+2:40.6	47:25.6
3.	3	KHYZHNYAK Sergei	UKR	LW12	100	8:40.9 (3)	18:59.7 (2)	31:23.3 (2)	41:49.8 (2)	50:19.2	0+0+2+0	52:19.2	+3:25.0	50:19.2
4.	2	TERENTIEV Mikhail	RUS	LW10	85	9:03.8 (4)	20:38.4 (5)	31:34.9 (4)	43:03.1 (4)	46:59.2	1+2+1+2	52:59.2	+4:05.0	55:16.8
5.	8	KOSTYUK Yuriy	UKR	LW10.5	90	9:12.3 (5)	19:42.0 (3)	34:20.3 (7)	45:01.8 (5)	47:32.6	1+1+5+1	55:32.6	+6:38.4	52:49.6
6.	6	SHILOV Sergey	RUS	LW10	85	9:46.3 (6)	22:19.2 (8)	34:59.3 (8)	46:03.2 (8)	47:04.0	2+3+3+1	56:04.0	+7:09.8	55:22.4
7.	10	WEYMANN Michael	GER	LW12	100	8:32.4 (2)	20:32.5 (4)	32:46.2 (6)	45:25.5 (6)	50:12.9	0+2+2+2	56:12.9	+7:18.7	50:12.9
8.	7	HUBER Bruno	SUI	LW12	100	10:40.0 (7)	20:57.7 (6)	32:12.7 (5)	45:34.5 (7)	50:15.4	2+0+1+3	56:15.4	+7:21.2	50:15.4
9.	9	VASYUTYNSKY Oleksandr	UKR	LW11	94	11:13.9 (9)	23:22.1 (9)	36:23.1 (9)	47:39.4 (9)	48:57.7	3+2+3+1	57:57.7	+9:03.5	52:05.3
10.	1	GAJDIACIAR Vladimir	SVK	LW12	100	11:31.7 (10)	23:34.1 (10)	36:32.5 (10)	50:28.1 (10)	48:18.0	3+2+3+4	1:00:18.0	+11:23.8	48:18.0

Weather / Visibility	Snow	Temperature		Competitors				
		Air	Snow	Entries	Ranked	DNS	DNF	DSQ
Sun	Fresh	0°C	-2°C	10	10	0	0	0

IPC Technical Delegate

Ruedi Keller

NOTE
 All times except 'Real Time' are calculated times. Calculated time is the real time multiplied by the athlete's percentage.

LEGEND
 IPC - International Paralympic Committee TD - Technical Delegate NPC - National Paralympic Committee
 Diff - Calculated time behind first ranked DNS - Did not start DNF - Did not finish
 DSQ - Disqualified

Platinum Sponsors



Partners





IPC SANCTIONED EVENT



FORT KENT, MAINE U.S.A.

OFFICIAL RESULTS

SHORT DISTANCES 5 km SITSKI MEN

10TH MOUNTAIN THU 17 MAR 2005 START TIME 10:45

JURY		COURSE INFORMATION	
IPC TD:	GHISLER Stephan	Course Name	2.5 Km IPC Sit Ski
Assistant IPC TD:	KELLER Ruedi	Height Difference (HD)	24 m
FIS TD:	VAN DRIEL Rita	Maximum Climb (MC)	24 m
Chief of Competition:	GRANT Paul	Total Climb (TC)	46.5 m
Member:	KARI Tanja	Length of Lap	2491 m
IPC Classifier:	LANNEM Anne	Laps	2

Rank	Bib Name	NPC Code	Class	%	2.5 km	Finish 5 km	Diff	Real Time
1.	102 SHILOV Sergey	RUS	LW10	85	7:01.6 (1)	14:48.7		17:25.6
2.	104 TERENTIEV Mikhail	RUS	LW10	85	7:23.4 (3)	15:17.5	+28.8	17:59.5
3.	103 ANTHOFER Oliver	AUT	LW11	94	7:22.4 (2)	15:23.3	+34.6	16:22.3
4.	111 KOSTYUK Yuriy	UKR	LW10.5	90	7:37.1 (6)	15:38.5	+49.8	17:22.8
5.	120 WATOR Robert	POL	LW12	100	7:26.6 (4)	15:40.7	+52.0	15:40.7
6.	124 MOROZOV Vladyslav	UKR	LW12	100	7:36.5 (5)	15:51.1	+1:02.4	15:51.1
7.	115 FIEDOR Wieslaw	POL	LW12	100	7:40.4 (7)	15:53.3	+1:04.6	15:53.3
8.	110 GAJDICIAR Vladimir	SVK	LW12	100	7:44.7 (8)	15:59.0	+1:10.3	15:59.0
9.	107 MASIELLO Enzo	ITA	LW11	94	7:46.2 (9)	16:11.2	+1:22.5	17:13.2
10.	122 BALK Robert	USA	LW11.5	97	7:51.2 (11)	16:20.3	+1:31.6	16:50.7
11.	105 VASYUTYNSKY Oleksandr	UKR	LW11	94	7:54.7 (12)	16:22.3	+1:33.6	17:25.1
12.	127 HUBER Bruno	SUI	LW12	100	7:57.1 (14)	16:35.0	+1:46.3	16:35.0
13.	121 RUEPP Roland	ITA	LW11.5	97	8:01.1 (15)	16:36.3	+1:47.6	17:07.2
14.	117 SUN Qiu	CHN	LW11.5	97	7:56.4 (13)	16:37.9	+1:49.2	17:08.8
15.	123 MARGUERETTAZ Alain	FRA	LW11	94	7:50.6 (10)	16:38.7	+1:50.0	17:42.5
16.	119 ILINE Youri	RUS	LW11.5	97	8:07.6 (20)	16:42.1	+1:53.4	17:13.1
17.	106 WEYMANN Michael	GER	LW12	100	8:04.0 (19)	16:43.9	+1:55.2	16:43.9
18.	108 NAGATA Hiroyuki	JPN	LW10	85	8:01.7 (17)	16:44.3	+1:55.6	19:41.6
19.	118 MALLORY Greg	USA	LW11	94	8:01.4 (16)	16:51.1	+2:02.4	17:55.7
20.	112 FU Chunsan	CHN	LW12	100	8:10.6 (21)	16:52.3	+2:03.6	16:52.3
21.	114 KHYZHNYAK Sergei	UKR	LW12	100	8:02.9 (18)	16:59.6	+2:10.9	16:59.6
22.	109 KLEBL Chris	USA	LW11	94	8:13.4 (22)	17:16.4	+2:27.7	18:22.6
23.	113 HENRIKSEN Karl Einar	NOR	LW11.5	97	8:20.6 (23)	17:42.4	+2:53.7	18:15.3
24.	125 LI Xin	CHN	LW12	100	8:23.4 (24)	17:50.1	+3:01.4	17:50.1
25.	116 BOILY Jean-Thomas	CAN	LW10.5	90	8:41.1 (25)	18:09.0	+3:20.3	20:10.0

NOTE
All times except 'Real Time' are calculated times. Calculated time is the real time multiplied by the athlete's percentage.

LEGEND		
IPC - International Paralympic Committee	TD - Technical Delegate	NPC - National Paralympic Committee
Diff - Calculated time behind first ranked	DNS - Did not start	DNF - Did not finish
DSQ - Disqualified		

Platinum Sponsors



Partners





IPC SANCTIONED EVENT



FORT KENT, MAINE U.S.A.

OFFICIAL RESULTS

SHORT DISTANCES
5 km SITSKI MEN

10TH MOUNTAIN THU 17 MAR 2005 START TIME 10:45

Rank	Bib Name	NPC Code	Class	%	2.5 km	Finish 5 km	Diff	Real Time
------	----------	----------	-------	---	--------	-------------	------	-----------


26.	101 PELETTIER Jimmy	CAN	LW10	85	9:24.2 (26)	19:28.9	+4:40.2	22:55.2
-----	---------------------	-----	------	----	-------------	----------------	---------	---------

DID NOT START:

126 KRYZHANOVSKIY Taras RUS LW11.5

Weather / Visibility	Snow	Temperature		Competitors				
		Air	Snow	Entries	Ranked	DNS	DNF	DSQ
Cloudy	Packed	2°C	-4.7°C	27	26	1	0	0

IPC Technical Delegate



Stephan Ghisler

NOTE
All times except 'Real Time' are calculated times. Calculated time is the real time multiplied by the athlete's percentage.

LEGEND
 IPC - International Paralympic Committee TD - Technical Delegate NPC - National Paralympic Committee
 Diff - Calculated time behind first ranked DNS - Did not start DNF - Did not finish
 DSQ - Disqualified

Platinum Sponsors





IPC SANCTIONED EVENT



FORT KENT, MAINE U.S.A.

OFFICIAL RESULTS

MIDDLE DISTANCES 10 km SITSKI MEN

10TH MOUNTAIN TUE 15 MAR 2005 START TIME 09:00

JURY		COURSE INFORMATION	
IPC TD:	GHISLER Stephan	Course Name	2.5 km IPC Sit Ski
Assistant IPC TD:	KELLER Ruedi	Height Difference (HD)	24 m
FIS TD:	VAN DRIEL Rita	Maximum Climb (MC)	24 m
Chief of Competition:	GRANT Paul	Total Climb (TC)	46.5 m
Member:	KARI Tanja	Length of Lap	2491 m
IPC Classifier:	LANNEM Anne	Laps	4

Rank	Bib	Name	NPC Code	Class	%	2.5 km	Intermediate Times	7.5 km	Finish 10 km	Diff	Real Time
						5 km					
1.	26	WATOR Robert	POL	LW12	100	7:43.0 (1)	16:01.6 (3)	24:10.5 (1)	32:38.0		32:38.0
2.	19	KOSTYUK Yuriy	UKR	LW10.5	90	7:48.4 (6)	16:04.7 (4)	24:23.1 (3)	32:50.3	+12.3	36:29.3
3.	3	SHILOV Sergey	RUS	LW10	85	7:45.1 (3)	15:54.0 (1)	24:16.0 (2)	32:51.3	+13.3	38:39.2
4.	7	ANTHOFER Oliver	AUT	LW11	94	7:44.4 (2)	15:59.0 (2)	24:27.0 (4)	32:56.3	+18.3	35:02.5
5.	15	FIEDOR Wieslaw	POL	LW12	100	7:47.5 (5)	16:14.2 (6)	24:40.9 (6)	33:13.6	+35.6	33:13.6
6.	14	TERENTIEV Mikhail	RUS	LW10	85	7:46.8 (4)	16:07.4 (5)	24:36.5 (5)	33:20.7	+42.7	39:13.8
7.	17	GAJDICIAR Vladimir	SVK	LW12	100	7:55.7 (8)	16:19.1 (7)	24:46.7 (7)	33:27.3	+49.3	33:27.3
8.	12	VASYUTYNSKY Oleksandr	UKR	LW11	94	7:52.2 (7)	16:23.4 (8)	25:00.6 (8)	33:49.4	+1:11.4	35:59.0
9.	27	MOROZOV Vladyslav	UKR	LW12	100	7:58.9 (9)	16:30.2 (9)	25:15.3 (9)	34:13.1	+1:35.1	34:13.1
10.	8	MASIELLO Enzo	ITA	LW11	94	8:06.1 (11)	16:45.9 (10)	25:32.5 (10)	34:53.0	+2:15.0	37:06.6
11.	5	ILINE Youri	RUS	LW11.5	97		16:48.7 (12)	25:51.0 (12)	34:58.7	+2:20.7	36:03.7
12.	11	BALK Robert	USA	LW11.5	97	8:02.9 (10)	16:57.5 (13)	26:00.7 (13)	35:20.1	+2:42.1	36:25.7
13.	25	WEYMANN Michael	GER	LW12	100	8:07.1 (12)	16:47.1 (11)	25:49.9 (11)	35:21.0	+2:43.0	35:21.0
14.	4	SUN Qiu	CHN	LW11.5	97	8:17.3 (14)	17:12.5 (15)	26:17.0 (15)	35:24.1	+2:46.1	36:29.8
15.	18	MARGUERETTAZ Alain	FRA	LW11	94	8:11.2 (13)	17:15.1 (16)	26:13.8 (14)	35:24.7	+2:46.7	37:40.4
16.	22	HUBER Bruno	SUI	LW12	100	8:20.5 (15)	17:18.6 (17)	26:23.3 (16)	35:32.9	+2:54.9	35:32.9
17.	21	KLEBL Chris	USA	LW11	94	8:22.8 (17)	17:05.5 (14)	26:39.6 (18)	35:57.8	+3:19.8	38:15.6
	13	FU Chunshan	CHN	LW12	100	8:27.3 (18)	17:25.5 (18)	26:32.0 (17)	35:57.8	+3:19.8	35:57.8
19.	16	NAGATA Hiroyuki	JPN	LW10	85	8:21.5 (16)	17:33.1 (19)	26:52.1 (19)	36:34.9	+3:56.9	43:02.3
20.	1	MALLORY Greg	USA	LW11	94	8:34.7 (20)	17:41.2 (21)	26:59.7 (20)	36:37.9	+3:59.9	38:58.2
21.	6	KHYZHNYAK Sergei	UKR	LW12	100	8:28.2 (19)	17:34.8 (20)	27:08.9 (21)	36:42.0	+4:04.0	36:42.0
22.	24	RUEPP Roland	ITA	LW11.5	97	8:36.8 (21)	18:10.6 (22)	27:55.2 (22)	37:55.3	+5:17.3	39:05.7
23.	10	HENRIKSEN Karl Einar	NOR	LW11.5	97	8:45.2 (23)	18:18.1 (23)	27:59.9 (23)	38:02.7	+5:24.7	39:13.3
24.	9	BOILY Jean-Thomas	CAN	LW10.5	90	8:44.1 (22)	18:19.0 (24)	28:24.8 (24)	38:34.0	+5:56.0	42:51.2
25.	23	LI Xin	CHN	LW12	100	8:46.2 (24)	18:43.2 (25)	28:50.6 (25)	39:04.9	+6:26.9	39:04.9
26.	2	PELETTIER Jimmy	CAN	LW10	85	9:38.4 (25)	20:13.4 (26)	30:50.3 (26)	41:51.6	+9:13.6	49:14.9

DID NOT START:

20 KRYZHANOVSKIY Taras RUS LW11.5

NOTE

All times except 'Real Time' are calculated times. Calculated time is the real time multiplied by the athlete's percentage.

LEGEND

IPC - International Paralympic Committee
Diff - Calculated time behind first ranked
DSQ - Disqualified

TD - Technical Delegate
DNS - Did not start

NPC - National Paralympic Committee
DNF - Did not finish





IPC SANCTIONED EVENT



OFFICIAL RESULTS


MIDDLE DISTANCES
10 km SITSKI MEN

10TH MOUNTAIN TUE 15 MAR 2005 START TIME 09:00

Rank	Bib Name	NPC Code	Class	%	Intermediate Times			Finish 10 km	Diff	Real Time
					2.5 km	5 km	7.5 km			

Weather / Visibility	Snow	Temperature		Competitors				
		Air	Snow	Entries	Ranked	DNS	DNF	DSQ
Light snow	Fresh	-2°C	-1°C	27	26	1	0	0

IPC Technical Delegate



Stephan Ghisler

NOTE
All times except 'Real Time' are calculated times. Calculated time is the real time multiplied by the athlete's percentage.

LEGEND
 IPC - International Paralympic Committee TD - Technical Delegate NPC - National Paralympic Committee
 Diff - Calculated time behind first ranked DNS - Did not start DNF - Did not finish
 DSQ - Disqualified

Platinum Sponsors



Partners





IPC SANCTIONED EVENT



FORT KENT, MAINE U.S.A.

OFFICIAL RESULTS

LONG DISTANCES 15 km SITSKI MEN

10TH MOUNTAIN SAT 19 MAR 2005 START TIME 09:01

JURY

IPC TD: GHISLER Stephan
 Assistant IPC TD: KELLER Ruedi
 FIS TD: VAN DRIEL Rita
 Chief of Competition: GRANT Paul
 Member: KARI Tanja
 IPC Classifier: LANNEM Anne

COURSE INFORMATION

Course Name 2.5 Km IPC Sit Ski
 Height Difference (HD) 24 m
 Maximum Climb (MC) 24 m
 Total Climb (TC) 46.5 m
 Length of Lap 2491 m
 Laps 6

Rank	Bib	Name	NPC Code	Class	%	Intermediate Times			Finish 15 km	Diff	Real Time
						2.5 km	7.5 km	12.5 km			
1.	1	SHILOV Sergey	RUS	LW10	85	7:24.1 (1)	22:59.2 (1)	38:50.7 (1)	46:56.0		55:13.0
2.	7	TERENTIEV Mikhail	RUS	LW10	85	7:32.4 (3)	23:08.2 (2)	39:15.3 (2)	47:30.4	+34.4	55:53.5
3.	12	KOSTYUK Yuriy	UKR	LW10.5	90	7:43.5 (6)	23:41.8 (4)	39:47.2 (3)	48:00.3	+1:04.3	53:20.4
4.	24	WATOR Robert	POL	LW12	100	7:28.3 (2)	23:31.2 (3)	39:49.1 (4)	48:19.7	+1:23.7	48:19.7
5.	11	FIEDOR Wieslaw	POL	LW12	100	7:39.3 (4)	23:57.1 (5)	40:32.5 (5)	48:55.6	+1:59.6	48:55.6
6.	9	ANTHOFER Oliver	AUT	LW11	94	7:48.1 (7)	24:13.6 (7)	40:56.9 (6)	49:27.3	+2:31.3	52:36.8
7.	23	VASYUTYNSKY Oleksandr	UKR	LW11	94	7:40.5 (5)	24:10.1 (6)	40:57.4 (7)	49:27.6	+2:31.6	52:37.1
8.	4	MASIELLO Enzo	ITA	LW11	94	7:49.1 (8)	24:28.3 (8)	41:28.7 (8)	50:19.8	+3:23.8	53:32.6
9.	21	BALK Robert	USA	LW11.5	97	7:53.5 (10)	24:48.3 (11)	42:04.7 (10)	50:47.9	+3:51.9	52:22.2
10.	8	NAGATA Hiroyuki	JPN	LW10	85	7:50.5 (9)	24:46.9 (10)	42:11.3 (11)	51:12.8	+4:16.8	1:00:15.1
11.	15	GAJDICIAR Vladimir	SVK	LW12	100	8:15.2 (18)	25:16.2 (13)	43:02.3 (12)	51:54.0	+4:58.0	51:54.0
12.	25	SUN Qiu	CHN	LW11.5	97	8:08.1 (14)	25:40.2 (17)	43:36.2 (16)	52:10.1	+5:14.1	53:47.0
13.	14	MARGUERETTAZ Alain	FRA	LW11	94	8:10.4 (15)	25:34.0 (15)	43:15.0 (14)	52:10.4	+5:14.4	55:30.3
14.	22	KHYZHNYAK Sergei	UKR	LW12	100	8:39.3 (22)	26:02.5 (19)	43:37.6 (17)	52:28.0	+5:32.0	52:28.0
15.	16	FU Chunsan	CHN	LW12	100	8:13.2 (17)	25:37.2 (16)	43:38.2 (18)	52:43.8	+5:47.8	52:43.8
16.	20	RUEPP Roland	ITA	LW11.5	97	8:00.8 (13)	25:17.6 (14)	43:20.6 (15)	52:51.9	+5:55.9	54:30.0
17.	10	MALLORY Greg	USA	LW11	94	8:12.8 (16)	25:58.3 (18)	43:58.8 (19)	52:56.8	+6:00.8	56:19.6
18.	5	BOILY Jean-Thomas	CAN	LW10.5	90	8:26.2 (19)	26:24.1 (20)	45:02.7 (21)	54:35.0	+7:39.0	1:00:38.9
19.	3	LI Xin	CHN	LW12	100	8:39.2 (21)	27:25.4 (22)	47:13.5 (22)	56:50.2	+9:54.2	56:50.2
20.	18	ILINE Youri	RUS	LW11.5	97	7:57.2 (12)	24:39.6 (9)	41:47.9 (9)	59:04.7	+12:08.7	1:00:54.4
21.	17	HUBER Bruno	SUI	LW12	100	7:54.4 (11)	25:12.9 (12)	43:07.7 (13)	1:01:17.3	+14:21.3	1:01:17.3

DID NOT START:

13 PELETTIER Jimmy CAN LW10
 2 MOROZOV Vladyslav UKR LW12
 19 KRYZHANOVSKIY Taras RUS LW11.5

NOTE

All times except 'Real Time' are calculated times. Calculated time is the real time multiplied by the athlete's percentage.

LEGEND

IPC - International Paralympic Committee
 Diff - Calculated time behind first ranked
 DSQ - Disqualified

TD - Technical Delegate
 DNS - Did not start

NPC - National Paralympic Committee
 DNF - Did not finish

Platinum Sponsors



Partners





IPC SANCTIONED EVENT



FORT KENT, MAINE U.S.A.

OFFICIAL RESULTS

LONG DISTANCES
15 km SITSKI MEN

10TH MOUNTAIN SAT 19 MAR 2005 START TIME 09:01

Rank	Bib Name	NPC Code	Class	%	Intermediate Times			Finish 15 km	Diff	Real Time
					2.5 km	7.5 km	12.5 km			

DID NOT FINISH:

6 KLEBL Chris USA LW11

Weather / Visibility	Snow	Temperature		Competitors				
		Air	Snow	Entries	Ranked	DNS	DNF	DSQ
Cloudy	Fresh	-1°C	-1°C	25	21	3	1	0

IPC Technical Delegate

Stephan Ghisler

NOTE

All times except 'Real Time' are calculated times. Calculated time is the real time multiplied by the athlete's percentage.

LEGEND

IPC - International Paralympic Committee
Diff - Calculated time behind first ranked
DSQ - Disqualified

TD - Technical Delegate
DNS - Did not start

NPC - National Paralympic Committee
DNF - Did not finish

Platinum Sponsors





IPC SANCTIONED EVENT



FORT KENT, MAINE U.S.A.

OFFICIAL RESULTS

BIATHLON SHORT DISTANCE 7.5 km STANDING MEN

10TH MOUNTAIN SAT 12 MAR 2005 START TIME 12:05

JURY

IPC TD: KELLER Ruedi
 Assistant IPC TD: GHISLER Stephan
 FIS TD: VAN DRIEL Rita
 Chief of Competition: GRANT Paul
 Member: KARI Tanja
 IPC Classifier: LANNEM Anne

COURSE INFORMATION

Course Name 2.5 km IPC Standing
 Height Difference (HD) 35.8 m
 Maximum Climb (MC) 21.8 m
 Total Climb (TC) 71.4 m
 Length of Lap 2563 m
 Laps 3

Rank	Bib	Name	NPC Code	Class	%	Intermediate Results		Time	Missed shots	Result	Diff	Real Time
						2.5 km	5 km					
1.	51	ÖLSNER Thomas	GER	LW6	96	6:42.2 (1)	14:57.8 (1)	24:09.6	0+1	24:09.6		25:10.0
2.	49	GIESEN Josef	GER	LW5/7	87	7:13.1 (11)	15:46.7 (3)	24:30.2	0+0	24:30.2	+20.6	28:09.9
3.	47	LACROIX Emmanuel	FRA	LW8	97	7:06.5 (8)	18:47.9 (14)	24:37.7	0+0	24:37.7	+28.1	25:23.4
4.	31	DAROVSKYKH Valerie	RUS	LW8	97	7:09.4 (9)	15:53.8 (4)	25:25.7	0+1	25:25.7	+1:16.1	26:12.9
5.	50	SILCHANKA Sjarhei	BLR	LW8	97	6:52.3 (4)		25:29.2	2+2	25:29.2	+1:19.6	26:16.5
6.	52	GARIFULLIN Rustam	RUS	LW8	97	8:09.3 (23)	19:10.7 (18)	25:38.8	2+2	25:38.8	+1:29.2	26:26.4
7.	38	KURZ Michael	AUT	LW9	92	6:43.4 (2)	16:13.3 (5)	25:47.6	3+2	25:47.6	+1:38.0	28:02.2
8.	32	ULSET Nils-Erik	NOR	LW3	89	6:46.0 (3)	15:23.9 (2)	26:13.1	1+5	26:13.1	+2:03.5	29:27.6
9.	35	NITTA Yoshihiro	JPN	LW8	97	7:17.3 (13)	17:01.0 (8)	26:52.7	2+2	26:52.7	+2:43.1	27:42.6
10.	41	BALDAUF Jörg	GER	LW9	90	7:02.6 (5)	17:26.5 (9)	27:25.8	3+2	27:25.8	+3:16.2	30:28.7
11.	45	HUSTVEIT Andreas	NOR	LW8	97	7:58.9 (19)	16:34.1 (6)	27:53.9	2+5	27:53.9	+3:44.3	28:45.7
12.	53	KOLODZIEJ Jan	POL	LW3	80	7:03.7 (6)	16:45.2 (7)	28:01.0	2+4	28:01.0	+3:51.4	35:01.3
13.	43	PERKINS Daniel	USA	LW4	96	7:36.2 (15)	18:00.9 (11)	28:04.3	2+1	28:04.3	+3:54.7	29:14.5
14.	40	KOS Marcin	POL	LW5/7	87	7:11.0 (10)		28:46.6	2+4	28:46.6	+4:37.0	33:04.6
15.	39	COOK Steve	USA	LW4	96	7:04.6 (7)	19:06.8 (16)	28:52.1	3+4	28:52.1	+4:42.5	30:04.3
16.	46	PIEKŠAMÄKI Kalervo	FIN	LW4	96	7:41.6 (18)	18:54.4 (15)	29:10.2	3+1	29:10.2	+5:00.6	30:23.2
17.	37	PAGET Franck	FRA	LW6	96	7:38.1 (16)	18:13.3 (12)	29:15.2	2+2	29:15.2	+5:05.6	30:28.4
18.	42	IANTCHOUK Konstantin	RUS	LW5/7	87	7:15.7 (12)	17:46.2 (10)	29:15.4	3+3	29:15.4	+5:05.8	33:37.8
19.	33	VOYTENKO Andriy	UKR	LW6	96	7:59.3 (20)	18:44.8 (13)	29:20.9	1+1	29:20.9	+5:11.3	30:34.3
20.	48	MAKAMEDINOV Alfis	RUS	LW2	91	7:40.5 (17)	20:04.5 (19)	30:36.9	5+1	30:36.9	+6:27.3	33:38.6
21.	36	THAUER Harald	GER	LW4	96	7:21.1 (14)	19:07.4 (17)	31:02.5	4+4	31:02.5	+6:52.9	32:20.1
22.	34	STEFANONI Daniele	ITA	LW4	96	8:04.7 (22)	20:49.3 (20)	32:52.3	5+3	32:52.3	+8:42.7	34:14.5
23.	44	TRUZZOLI Giuliano	ITA	LW9	95	7:59.9 (21)		35:18.3	4+4	35:18.3	+11:08.7	37:09.8

NOTE

All times except 'Real Time' are calculated times. Calculated time is the real time multiplied by the athlete's percentage.

LEGEND

IPC - International Paralympic Committee
 Diff - Calculated time behind first ranked
 DSQ - Disqualified

TD - Technical Delegate
 DNS - Did not start

NPC - National Paralympic Committee
 DNF - Did not finish

Platinum Sponsors



Partners





IPC SANCTIONED EVENT



FORT KENT, MAINE U.S.A.

OFFICIAL RESULTS

BIATHLON SHORT DISTANCE 7.5 km STANDING MEN

10TH MOUNTAIN SAT 12 MAR 2005 START TIME 12:05

Rank	Bib Name	NPC Code	Class	%	Intermediate Results		Time	Missed shots	Result	Diff	Real Time
					2.5 km	5 km					

Weather / Visibility	Snow	Temperature		Competitors				
		Air	Snow	Entries	Ranked	DNS	DNF	DSQ
Snowshowers	Fresh	-4°C	-3°C	23	23	0	0	0

IPC Technical Delegate
Ruedi Keller

NOTE
All times except 'Real Time' are calculated times. Calculated time is the real time multiplied by the athlete's percentage.

LEGEND
 IPC - International Paralympic Committee TD - Technical Delegate NPC - National Paralympic Committee
 Diff - Calculated time behind first ranked DNS - Did not start DNF - Did not finish
 DSQ - Disqualified

Platinum Sponsors





IPC SANCTIONED EVENT



FORT KENT, MAINE U.S.A.

OFFICIAL RESULTS

BIATHLON LONG DISTANCE 12.5 km STANDING MEN

10TH MOUNTAIN SUN 13 MAR 2005 START TIME 12:15

JURY

IPC TD: KELLER Ruedi
 Assistant IPC TD: GHISLER Stephan
 FIS TD: VAN DRIEL Rita
 Chief of Competition: GRANT Paul
 Member: KARI Tanja
 IPC Classifier: LANNEM Anne

COURSE INFORMATION

Course Name 2.5 km IPC Standing
 Height Difference (HD) 35.8 m
 Maximum Climb (MC) 21.8 m
 Total Climb (TC) 71.4 m
 Length of Lap 2563 m
 Laps 5

Rank	Bib	Name	NPC Code	Class	%	Intermediate Results				Time	Missed shots	Result	Diff	Real Time
						2.5 km	5 km	7.5 km	10 km					
1.	43	DAROVSKYKH V.	RUS	LW8	97	7:45.5 (5)	16:48.0 (2)	26:00.2 (3)	35:04.9 (1)	39:26.0	1+1+1+1	43:26.0		40:39.2
2.	44	GARIFULLIN R.	RUS	LW8	97	6:11.5 (1)	15:03.7 (1)	25:56.2 (2)	37:12.2 (2)	38:08.4	0+1+3+3	45:08.4	+1:42.4	39:19.2
3.	35	THAUER Harald	GER	LW4	96	7:43.9 (3)	18:09.7 (7)	27:42.2 (5)	37:17.0 (3)	40:37.5	1+2+1+1	45:37.5	+2:11.5	42:19.1
4.	45	ULSET Nils-Erik	NOR	LW3	89	6:19.6 (2)	17:16.3 (5)	27:25.9 (4)	37:32.2 (4)	38:40.1	0+3+2+2	45:40.1	+2:14.1	43:26.9
5.	40	ÖLSNER Thomas	GER	LW6	96	9:22.1 (11)	17:01.9 (4)	25:20.0 (1)	37:59.5 (5)	38:12.2	3+0+2+3	46:12.2	+2:46.2	39:47.8
6.	36	BALDAUF Jörg	GER	LW9	90	7:53.6 (6)	17:00.6 (3)	28:32.6 (7)	38:28.5 (6)	41:18.1	1+1+3+1	47:18.1	+3:52.1	45:53.5
7.	31	VOYTENKO Andriy	UKR	LW6	96	7:45.0 (4)	17:38.4 (6)	28:56.5 (8)	38:32.1 (7)	45:18.1	0+1+2+0	48:18.1	+4:52.1	47:11.4
8.	38	LACROIX E.	FRA	LW8	97	9:50.7 (13)	20:27.5 (11)	31:02.2 (11)	40:42.6 (10)	41:13.7	3+2+2+1	49:13.7	+5:47.7	42:30.3
9.	37	MAKAMEDINOV A.	RUS	LW2	91	9:43.9 (12)	20:54.8 (12)	30:44.2 (10)	40:20.5 (8)	42:16.3	3+2+1+1	49:16.3	+5:50.3	46:27.2
10.	34	HUSTVEIT A.	NOR	LW8	97	8:40.3 (7)	18:46.9 (9)	28:06.1 (6)	40:25.3 (9)	40:32.4	2+2+1+4	49:32.4	+6:06.4	41:47.7
11.	41	PIEKŠÄMÄKI K.	FIN	LW4	96	9:06.6 (9)	18:18.9 (8)	30:25.3 (9)	40:53.2 (11)	44:40.3	2+0+3+1	50:40.3	+7:14.3	46:32.0
12.	39	GIESEN Josef	GER	LW5/7	87	8:53.4 (8)	21:07.2 (13)	32:49.4 (13)	41:49.5 (12)	41:41.7	2+4+3+0	50:41.7	+7:15.7	47:55.6
13.	42	KURZ Michael	AUT	LW9	92	10:28.5 (15)	23:03.1 (14)	32:16.2 (12)	44:14.4 (13)	38:46.1	4+4+1+4	51:46.1	+8:20.1	42:08.4
14.	33	IANTCHOUK K.	RUS	LW5/7	87	9:50.9 (14)	19:42.7 (10)	33:46.0 (14)	44:34.8 (14)	42:05.1	3+1+5+2	53:05.1	+9:39.1	48:22.5
15.	46	PAGET Franck	FRA	LW6	96	9:16.1 (10)	23:18.5 (15)	35:45.8 (15)	47:19.4 (15)	44:43.3	2+5+3+2	56:43.3	+13:17.3	46:35.2

DID NOT START:

32 NITTA Yoshihiro JPN LW8

Weather / Visibility	Snow	Temperature		Competitors				
		Air	Snow	Entries	Ranked	DNS	DNF	DSQ
Sun	Fresh	0°C	-2°C	16	15	1	0	0

IPC Technical Delegate

Ruedi Keller

NOTE

All times except 'Real Time' are calculated times. Calculated time is the real time multiplied by the athlete's percentage.

LEGEND

IPC - International Paralympic Committee
 Diff - Calculated time behind first ranked
 DSQ - Disqualified

TD - Technical Delegate
 DNS - Did not start

NPC - National Paralympic Committee
 DNF - Did not finish





IPC SANCTIONED EVENT



FORT KENT, MAINE U.S.A.

OFFICIAL RESULTS

SHORT DISTANCES 5 km CLASSICAL TECHNIQUE STANDING MEN

10TH MOUNTAIN THU 17 MAR 2005 START TIME 09:00

JURY		COURSE INFORMATION	
IPC TD:	GHISLER Stephan	Course Name	2.5 Km IPC Standing
Assistant IPC TD:	KELLER Ruedi	Height Difference (HD)	35.8 m
FIS TD:	VAN DRIEL Rita	Maximum Climb (MC)	21.8 m
Chief of Competition:	GRANT Paul	Total Climb (TC)	71.4 m
Member:	KARI Tanja	Length of Lap	2563m
IPC Classifier:	LANNEM Anne	Laps	2

Rank	Bib Name	NPC Code	Class	%	2.5 km	Finish 5 km	Diff	Real Time
1.	5 HAUGEN Kjartan	NOR	LW4	96	6:20.9 (1)	13:23.6		13:57.1
2.	17 NITTA Yoshihiro	JPN	LW8	92	6:30.8 (2)	13:38.2	+14.6	14:49.4
3.	1 COOK Steve	USA	LW4	96	6:43.9 (5)	14:05.9	+42.3	14:41.2
4.	9 TUOMISTO Ilkka Matti	FIN	LW8	92	6:36.9 (4)	14:07.9	+44.3	15:21.7
5.	2 KOLODZIEJ Jan	POL	LW3	87	6:33.9 (3)	14:08.0	+44.4	16:14.8
6.	23 ÖLSNER Thomas	GER	LW6	91	6:50.1 (7)	14:26.4	+1:02.8	15:52.1
7.	11 HUSTVEIT Andreas	NOR	LW8	92	6:47.7 (6)	14:32.4	+1:08.8	15:48.3
8.	20 SILCHANKA Sjarhei	BLR	LW8	92	7:00.8 (11)	14:40.8	+1:17.2	15:57.4
9.	25 PIEKSÄMÄKI Kalervo	FIN	LW4	96	7:00.6 (10)	14:55.1	+1:31.5	15:32.4
10.	8 BALDAUF Jörg	GER	LW9	90	7:05.1 (12)	15:07.0	+1:43.4	16:47.8
11.	19 MAKAMEDINOV Alfis	RUS	LW2	91	6:50.8 (8)	15:10.0	+1:46.4	16:40.1
12.	15 LACROIX Emmanuel	FRA	LW8	92	7:19.1 (17)	15:18.2	+1:54.6	16:38.1
13.	24 THAUER Harald	GER	LW4	94	7:19.0 (16)	15:21.5	+1:57.9	16:20.4
14.	4 GIESEN Josef	GER	LW5/7	79	7:27.6 (18)	15:49.1	+2:25.5	20:01.5
15.	10 PERKINS Daniel	USA	LW4	96	7:15.2 (14)	15:57.2	+2:33.6	16:37.1
16.	22 STEFANONI Daniele	ITA	LW4	96	7:33.1 (20)	16:01.8	+2:38.2	16:41.9
17.	13 ZHANG Jie	CHN	LW6	91	7:30.4 (19)	16:08.2	+2:44.6	17:44.0
18.	18 WANG Jinyou	CHN	LW8	92	7:51.6 (24)	16:21.1	+2:57.5	17:46.5
19.	21 PAGET Franck	FRA	LW6	91	7:44.5 (22)	16:25.7	+3:02.1	18:03.2
20.	3 VOYTENKO Andriy	UKR	LW6	91	7:44.4 (21)	16:26.4	+3:02.8	18:04.0
21.	7 TRUZZOLI Giuliano	ITA	LW9	95	7:49.0 (23)	16:59.4	+3:35.8	17:53.1
22.	6 LI Jun	CHN	LW9	90	7:58.5 (25)	17:49.0	+4:25.4	19:47.8

NOTE
All times except 'Real Time' are calculated times. Calculated time is the real time multiplied by the athlete's percentage.

LEGEND		
IPC - International Paralympic Committee	TD - Technical Delegate	NPC - National Paralympic Committee
Diff - Calculated time behind first ranked	DNS - Did not start	DNF - Did not finish
DSQ - Disqualified		

Platinum Sponsors




Partners





IPC SANCTIONED EVENT



FORT KENT, MAINE U.S.A.

OFFICIAL RESULTS

SHORT DISTANCES
5 km CLASSICAL TECHNIQUE
STANDING MEN

10TH MOUNTAIN THU 17 MAR 2005 START TIME 09:00

Rank	Bib Name	NPC Code	Class	%	2.5 km	Finish 5 km	Diff	Real Time
------	----------	----------	-------	---	--------	-------------	------	-----------

DISQUALIFIED:

16	KOS Marcin	POL	LW5/7		Rule 391.1 / 314.1.1
12	KURZ Michael	AUT	LW9		Rule 391.1 / 314.1.1
14	IANTCHOUK Konstantin	RUS	LW5/7		Rule 391.1 / 314.1.1

Weather / Visibility	Snow	Temperature		Competitors				
		Air	Snow	Entries	Ranked	DNS	DNF	DSQ
Cloudy	Packed	2°C	-4.7°C	25	22	0	0	3

IPC Technical Delegate

Stephan Ghisler

NOTE

All times except 'Real Time' are calculated times. Calculated time is the real time multiplied by the athlete's percentage.

LEGEND

IPC - International Paralympic Committee
Diff - Calculated time behind first ranked
DSQ - Disqualified

TD - Technical Delegate
DNS - Did not start

NPC - National Paralympic Committee
DNF - Did not finish

Platinum Sponsors





IPC SANCTIONED EVENT



FORT KENT, MAINE U.S.A.

OFFICIAL RESULTS

MIDDLE DISTANCES 10 km FREE TECHNIQUE STANDING MEN

10TH MOUNTAIN TUE 15 MAR 2005 START TIME 10:00

JURY		COURSE INFORMATION	
IPC TD:	GHISLER Stephan	Course Name	5.0 km IPC Standing
Assistant IPC TD:	KELLER Ruedi	Height Difference (HD)	42.2 m
FIS TD:	VAN DRIEL Rita	Maximum Climb (MC)	23.6 m
Chief of Competition:	GRANT Paul	Total Climb (TC)	182.9 m
Member:	KARI Tanja	Length of Lap	5089 m
IPC Classifier:	LANNEM Anne	Laps	2

Rank	Bib Name	NPC Code	Class	%	5 km	Finish 10 km	Diff	Real Time
1.	75 COOK Steve	USA	LW4	96	14:22.3 (3)	29:00.3		30:12.9
2.	61 ULSET Nils-Erik	NOR	LW3	89	14:27.9 (4)	29:22.6	+22.3	33:00.5
3.	76 ÖLSNER Thomas	GER	LW6	96	14:17.1 (2)	29:24.8	+24.5	30:38.4
4.	69 GARIFULLIN Rustam	RUS	LW8	97	14:09.4 (1)	29:38.2	+37.9	30:33.2
5.	53 KURZ Michael	AUT	LW9	92	14:41.0 (5)	30:38.0	+1:37.7	33:17.9
6.	67 THAUER Harald	GER	LW4	96	15:07.3 (7)	30:50.3	+1:50.0	32:07.4
7.	72 HAUGEN Kjartan	NOR	LW4	96	15:06.2 (6)	30:54.6	+1:54.3	32:11.9
8.	62 SILCHANKA Siarhei	BLR	LW8	97	15:15.3 (10)	31:08.2	+2:07.9	32:06.0
9.	63 BALDAUF Jörg	GER	LW9	90	15:12.1 (9)	31:16.1	+2:15.8	34:44.6
10.	58 DAROVSKYKH Valerie	RUS	LW8	97	15:23.2 (12)	31:18.2	+2:17.9	32:16.3
11.	71 LACROIX Emmanuel	FRA	LW8	97	15:10.9 (8)	31:18.7	+2:18.4	32:16.8
12.	64 KOS Marcin	POL	LW5/7	87	15:19.2 (11)	31:30.7	+2:30.4	36:13.3
13.	57 HUSTVEIT Andreas	NOR	LW8	97	15:30.5 (13)	31:47.1	+2:46.8	32:46.1
14.	51 GIESEN Josef	GER	LW5/7	87	15:31.8 (14)	31:54.5	+2:54.2	36:40.6
15.	70 TUOMISTO Ilkka Matti	FIN	LW8	97	15:34.4 (15)	32:03.1	+3:02.8	33:02.6
16.	73 NITTA Yoshihiro	JPN	LW8	97	15:40.3 (16)	32:23.8	+3:23.5	33:24.0
17.	66 PAGET Franck	FRA	LW6	96	15:52.1 (18)	33:06.6	+4:06.3	34:29.4
18.	65 PERKINS Daniel	USA	LW4	96	16:18.1 (20)	34:12.6	+5:12.3	35:38.2
19.	52 IANTCHOUK Konstantin	RUS	LW5/7	87	16:12.3 (19)	34:31.2	+5:30.9	39:40.7
20.	55 STEFANONI Daniele	ITA	LW4	96	16:52.5 (22)	34:48.8	+5:48.5	36:15.9
21.	68 ZHANG Jie	CHN	LW6	96	16:30.5 (21)	35:10.1	+6:09.8	36:38.1
22.	74 TRUZZOLI Giuliano	ITA	LW9	95	16:59.9 (23)	35:11.0	+6:10.7	37:02.2
23.	60 VOYTENKO Andriy	UKR	LW6	96	17:26.2 (24)	35:43.6	+6:43.3	37:13.0
24.	54 WANG Jinyou	CHN	LW8	97	18:21.8 (25)	38:12.4	+9:12.1	39:23.3

NOTE
All times except 'Real Time' are calculated times. Calculated time is the real time multiplied by the athlete's percentage.

LEGEND	
IPC - International Paralympic Committee	TD - Technical Delegate
Diff - Calculated time behind first ranked	DNS - Did not start
DSQ - Disqualified	NPC - National Paralympic Committee
	DNF - Did not finish

Platinum Sponsors



Partners





IPC SANCTIONED EVENT



FORT KENT, MAINE U.S.A.

OFFICIAL RESULTS

MIDDLE DISTANCES
10 km FREE TECHNIQUE
STANDING MEN

10TH MOUNTAIN TUE 15 MAR 2005 START TIME 10:00

Rank	Bib Name	NPC Code	Class	%	5 km	Finish 10 km	Diff	Real Time
------	----------	----------	-------	---	------	--------------	------	-----------

DID NOT FINISH:


59 LI Jun CHN LW9

DISQUALIFIED:

56 KOLODZIEJ Jan POL LW3 Rule 340.1.1

Weather / Visibility	Snow	Temperature		Competitors				
		Air	Snow	Entries	Ranked	DNS	DNF	DSQ
Light snow	Fresh	-2°C	-1°C	26	24	0	1	1

IPC Technical Delegate



Stephan Ghisler

NOTE
All times except 'Real Time' are calculated times. Calculated time is the real time multiplied by the athlete's percentage.

LEGEND
 IPC - International Paralympic Committee TD - Technical Delegate NPC - National Paralympic Committee
 Diff - Calculated time behind first ranked DNS - Did not start DNF - Did not finish
 DSQ - Disqualified

Platinum Sponsors





IPC SANCTIONED EVENT



FORT KENT, MAINE U.S.A.

OFFICIAL RESULTS

LONG DISTANCES 20 km FREE TECHNIQUE STANDING MEN

10TH MOUNTAIN SAT 19 MAR 2005 START TIME 11:01

JURY				COURSE INFORMATION			
IPC TD:	GHISLER Stephan			Course Name	5 Km IPC Standing		
Assistant IPC TD:	KELLER Ruedi			Height Difference (HD)	42.2 m		
FIS TD:	VAN DRIEL Rita			Maximum Climb (MC)	23.6 m		
Chief of Competition:	GRANT Paul			Total Climb (TC)	182.9 m		
Member:	KARI Tanja			Length of Lap	5089 m		
IPC Classifier:	LANNEM Anne			Laps	4		

Rank	Bib	Name	NPC Code	Class	%	5 km	Intermediate Times			Finish 20 km	Diff	Real Time
							10 km	15 km				
1.	67	COOK Steve	USA	LW4	96	13:57.0 (3)	28:25.2 (1)	42:48.9 (1)	56:58.7			59:21.2
2.	73	SILCHANKA Sjarhei	BLR	LW8	97	14:08.5 (6)	28:50.7 (4)	43:30.8 (2)	57:54.0	+55.3		59:41.5
3.	54	ULSET Nils-Erik	NOR	LW3	89	14:07.8 (5)	28:54.0 (5)	43:35.9 (3)	58:16.1	+1:17.4		1:05:28.3
4.	74	GARIFULLIN Rustam	RUS	LW8	97	14:00.3 (4)	29:06.0 (6)	44:20.1 (5)	59:28.5	+2:29.8		1:01:18.9
5.	60	KURZ Michael	AUT	LW9	92	13:52.6 (2)	28:38.5 (2)	43:58.8 (4)	59:30.3	+2:31.6		1:04:40.8
6.	72	HUSTVEIT Andreas	NOR	LW8	97	14:27.6 (8)	29:43.3 (9)	44:53.9 (7)	1:00:08.7	+3:10.0		1:02:00.4
7.	65	ÖLSNER Thomas	GER	LW6	96	13:52.3 (1)	28:43.2 (3)	44:27.0 (6)	1:00:15.2	+3:16.5		1:02:45.9
8.	53	KOŁODZIEJ Jan	POL	LW3	80	14:15.6 (7)	29:27.4 (7)	45:00.8 (8)	1:00:37.9	+3:39.2		1:15:47.4
9.	62	HAUGEN Kjartan	NOR	LW4	96	14:41.9 (11)	30:04.4 (10)	45:37.4 (10)	1:00:53.0	+3:54.3		1:03:25.3
10.	57	BALDAUF Jörg	GER	LW9	90	14:41.1 (10)	29:40.3 (8)	45:21.3 (9)	1:01:14.7	+4:16.0		1:08:03.1
11.	71	TUOMISTO Ilkka Matti	FIN	LW8	97	15:26.1 (19)	30:42.1 (13)	46:10.2 (11)	1:01:55.5	+4:56.8		1:03:50.5
12.	69	NITTA Yoshihiro	JPN	LW8	97	14:44.8 (12)	30:49.0 (14)	46:23.7 (13)	1:02:02.3	+5:03.6		1:03:57.5
13.	68	LACROIX Emmanuel	FRA	LW8	97	14:48.1 (14)	30:35.9 (12)	46:32.5 (14)	1:02:10.7	+5:12.0		1:04:06.1
14.	59	MAKAMEDINOV Alfis	RUS	LW2	91	14:27.6 (8)	30:21.1 (11)	46:20.1 (12)	1:02:41.5	+5:42.8		1:08:53.6
15.	51	IANTCHOUK Konstantin	RUS	LW5/7	87	14:47.2 (13)	30:49.4 (15)	47:09.5 (16)	1:02:51.0	+5:52.3		1:12:14.5
16.	56	PIEKSÄMÄKI Kalervo	FIN	LW4	96	15:05.1 (16)	30:53.6 (16)	46:52.6 (15)	1:02:55.2	+5:56.5		1:05:32.5
17.	66	THAUER Harald	GER	LW4	96	14:51.9 (15)	30:58.6 (17)	47:36.3 (17)	1:04:02.5	+7:03.8		1:06:42.7
18.	52	GIESEN Josef	GER	LW5/7	87	15:19.5 (18)	31:43.8 (18)	48:38.2 (18)	1:05:53.8	+8:55.1		1:15:44.6
19.	58	ZHANG Jie	CHN	LW6	96	15:40.7 (21)	32:19.3 (19)	49:10.4 (19)	1:06:05.6	+9:06.9		1:08:50.9
20.	61	PERKINS Daniel	USA	LW4	96	15:37.7 (20)	32:42.4 (20)	52:52.9 (21)	1:10:22.5	+13:23.8		1:13:18.5
21.	55	VOYTENKO Andriy	UKR	LW6	96	16:10.3 (22)	33:29.2 (21)	52:53.7 (22)	1:10:55.2	+13:56.5		1:13:52.5
22.	64	WANG Jinyou	CHN	LW8	97	17:02.1 (23)	34:47.4 (22)	52:47.1 (20)	1:11:05.4	+14:06.7		1:13:17.4

DID NOT FINISH:

70	KOS Marcin	POL	LW5/7
63	PAGET Franck	FRA	LW6

NOTE

All times except 'Real Time' are calculated times. Calculated time is the real time multiplied by the athlete's percentage.

LEGEND

IPC - International Paralympic Committee
Diff - Calculated time behind first ranked
DSQ - Disqualified

TD - Technical Delegate
DNS - Did not start

NPC - National Paralympic Committee
DNF - Did not finish

Platinum Sponsors



Partners





IPC SANCTIONED EVENT



FORT KENT, MAINE U.S.A.

OFFICIAL RESULTS


LONG DISTANCES
20 km FREE TECHNIQUE
STANDING MEN

10TH MOUNTAIN SAT 19 MAR 2005 START TIME 11:01

Rank	Bib Name	NPC Code	Class	%	5 km	Intermediate Times			Finish 20 km	Diff	Real Time
						10 km	15 km				

Weather / Visibility	Snow	Temperature		Competitors				
		Air	Snow	Entries	Ranked	DNS	DNF	DSQ
Overcast	Fresh/Wet	0°C	-1°C	24	22	0	2	0

IPC Technical Delegate



Stephan Ghisler

NOTE
All times except 'Real Time' are calculated times. Calculated time is the real time multiplied by the athlete's percentage.

LEGEND
 IPC - International Paralympic Committee TD - Technical Delegate NPC - National Paralympic Committee
 Diff - Calculated time behind first ranked DNS - Did not start DNF - Did not finish
 DSQ - Disqualified

