



**2015 IPC ALPINE SKIING
WORLD CHAMPIONSHIPS**
PANORAMA, B.C.

IPC Alpine Skiing World Championships 2015
Panorama/CAN

28.02. - 10.03.2015

Results

Anmerkung:

Die Zusammenstellung der digitalen Resultate hat ihren Ursprung in Original-Ergebnislisten oder ist eine Teilreproduktion.
Zum leichteren Auffinden von Einzelergebnissen kann sie mit „Lesezeichen“ versehen sein.
Erstellung von Gerhard Frank (Systemadministrator „paratex“)

WED
4 MAR 2015
11:00

MEN'S DOWNHILL

FINAL

OFFICIAL RESULTS As of 4 MAR 2015

Jury

IPC/FIS Technical Delegate	HICKS BILL	USA
IPCAS Race Director	CARBONELL JORDI	IPC
Referee	CARBONELL JORDI	ESP
Assistant Referee	MCALLISTER TONY	USA
Chief of Race	SERWA BRAD	CAN
Start Referee	HALES SANDIE	CAN
Finish Referee	SERWA TERRI	CAN
Chief of Timing	KAFKA DUSAN	CAN
Chief of Gate Judges	BRIGGS DONNA	CAN

Technical Data

Course Name	ROLLERCOASTER
Start Altitude	1913 m
Finish Altitude	1241 m
Vertical Drop	672 m
Course length	2278 m
Homologation Number	1034/11/13
Timing device	ALGE 8001

Race Information

Course Setter	LABRIE JEAN SEBASTIAN	CAN
Number of Gates	38	
Turning Gates	31	
Start Time	11:00	
Forerunners	A- WATANABE T	JPN
	B- NORTON G	CAN
	C- SHARP K	CAN
	D- HOFFOS C	CAN

WEATHER DATA

	At Start	At Finish
Weather	Sky Clear	Sky Clear
Snow	Hard packed	Hard packed
Temperature	-9.0 °C	-9.0 °C

Penalty:	0.00	F-Value: 1330
IPC/FIS codex:	0549	

Number of Competitors: 40, Number of NPCs: 14

Rank	Bib	Name	Sport Class	NPC Code	IT1	IT2	Result	Diff.	Race Pts.
------	-----	------	-------------	----------	-----	-----	--------	-------	-----------

Men Downhill Visually Impaired

1	19	MARCOUX Mac <i>Guide: MARCOUX Bj</i>	B3	CAN	38.71 (1)	1:05.86 (1)	1:29.68		31.58
2	22	BATHUM Mark <i>Guide: YAMAMOTO Cade</i>	B2	USA	39.10 (3)	1:06.13 (2)	1:31.89	+2.21	65.13
3	20	HARAUS Miroslav <i>Guide: HUDIK Maros</i>	B2	SVK	38.77 (2)	1:06.92 (5)	1:32.12	+2.44	68.63
4	18	FRANTSEV Ivan <i>Guide: AGRANOVSKII German</i>	B2	RUS	39.31 (4)	1:06.14 (3)	1:32.53	+2.85	74.85
5	21	GORCE YEPES Gabriel Juan <i>Guide: FERRER VENTURA JA</i>	B2	ESP	40.28 (6)	1:09.41 (6)	1:35.73	+6.05	123.43
6	24	HETMER Patrik <i>Guide: MACALA Miroslav</i>	B2	CZE	41.03 (7)	1:09.86 (7)	1:36.08	+6.40	128.75

Men Downhill Standing

1	25	BUGAEV Alexey	LW6/8-2	RUS	37.89 (1)	1:03.83 (1)	1:27.60		0.00
2	36	LANZINGER Matthias	LW4	AUT	38.18 (2)	1:05.39 (2)	1:29.71	+2.11	32.04
3	30	VETROV Alexander	LW5/7-3	RUS	39.15 (4)	1:06.39 (3)	1:31.25	+3.65	55.42
4	34	RIBOUD Romain	LW9-2	FRA	40.10 (6)	1:07.13 (4)	1:31.80	+4.20	63.77

WED
4 MAR 2015
11:00

MEN'S DOWNHILL

FINAL

OFFICIAL RESULTS As of 4 MAR 2015

Rank	Bib	Name	Sport Class	NPC Code	IT1	IT2	Result	Diff.	Race Pts.
Men Downhill Standing									
5	29	ALYABYEV Alexander	LW6/8-2	RUS	40.26 (9)	1:07.98 (6)	1:33.34	+5.74	87.15
6	27	SALCHER Markus	LW9-1	AUT	40.69 (11)	1:08.33 (8)	1:33.64	+6.04	91.70
7	28	SCHORNSTEIN Kirk	LW6/8-1	CAN	40.89 (14)	1:09.06 (10)	1:34.31	+6.71	101.88
8	33	AMAFROI-BROISAT Cedric	LW4	FRA	40.88 (13)	1:08.98 (9)	1:34.70	+7.10	107.80
9	37	LUSCOMBE Braydon	LW2	CAN	41.13 (16)	1:09.34 (13)	1:34.94	+7.34	111.44
10	40	FRANCE Martin	LW9-1	SVK	41.09 (15)	1:09.09 (11)	1:35.07	+7.47	113.41
11	39	MISAWA Hiraku	LW2	JPN	40.65 (10)	1:09.18 (12)	1:35.15	+7.55	114.63
12	41	MULDER Thomas	LW2	NED	40.87 (12)	1:09.42 (14)	1:35.42	+7.82	118.73
13	38	GREEN Ralph	LW2	USA	43.64 (17)	1:12.73 (15)	1:39.17	+11.57	175.66

Men Downhill Sitting

1	45	PETERS Corey	LW12-1	NZL	37.41 (2)	1:04.04 (1)	1:28.06		6.98
2	42	RABL Roman	LW12-1	AUT	36.93 (1)	1:04.15 (2)	1:28.80	+0.74	18.22
3	53	MORII Taiki	LW11	JPN	37.53 (3)	1:04.73 (3)	1:29.26	+1.20	25.20
4	56	NOLTE Thomas	LW11	GER	38.17 (7)	1:05.66 (5)	1:30.06	+2.00	37.35
5	51	FRANCOIS Frederic	LW11	FRA	39.20 (11)	1:05.34 (4)	1:30.18	+2.12	39.17
6	46	KURKA Andrew Earl	LW12-1	USA	38.11 (6)	1:06.09 (6)	1:30.78	+2.72	48.28
7	49	KANO Akira	LW11	JPN	39.63 (13)	1:06.78 (10)	1:30.84	+2.78	49.19
8	47	KREITER Georg	LW10-1	GER	37.94 (4)	1:06.34 (8)	1:30.89	+2.83	49.95
9	48	SUZUKI Takeshi	LW12-2	JPN	37.99 (5)	1:06.39 (9)	1:31.87	+3.81	64.83
10	50	OATWAY Kurt	LW12-1	CAN	38.99 (10)	1:06.12 (7)	1:32.74	+4.68	78.04
11	54	MORE Cyril	LW12-1	FRA	41.77 (14)	1:09.81 (11)	1:36.92	+8.86	141.50
12	57	ELLIOTT Joshua	LW12-2	USA	42.05 (15)	1:10.42 (12)	1:37.42	+9.36	149.09

1st Run

Did not finish (7)

26	PFYL Thomas	LW9-2	SUI
31	HALL Adam	LW1	NZL
32	GOURLEY Mitchell	LW6/8-2	AUS
43	BAMBUR Jasmin	LW11	USA
44	KUNZ Christoph	LW10-1	SUI
52	DEVLIN-YOUNG Christopher	LW12-1	USA
55	NATSUME Kenji	LW11	JPN

Disqualified (2)

23	SANTACANA MAIZTEGUI Yon	B2	ESP
35	KOIKE Gakuta	LW6/8-2	JPN



WED
4 MAR 2015
11:00

MEN'S DOWNHILL

FINAL

OFFICIAL RESULTS As of 4 MAR 2015

Race Statistics

Entered members		40
Did not finish	7	7
Did not start		
Disqualified	2	2
In the ranking		31

BILL HICKS # USA.0549.500
IPC/FIS Technical Delegate

Legend:					
Diff.	Time behind ranked 1	FIS	International Ski Federation	ITn	Intermediate position n
NPC	National Paralympic Committee				

PENALTY CALCULATION As of 4 MAR 2015

Best 10 at Finish

Rank	Bib	Name	NPC Code	Sport Class	IPCAS Points	Best 5	Race Pts.
1	25	BUGAEV Alexey	RUS	LW6/8-2	32.23		
2	45	PETERS Corey	NZL	LW12-1	71.94		
3	42	RABL Roman	AUT	LW12-1	29.86	29.86	18.22
4	53	MORII Taiki	JPN	LW11	24.92	24.92	25.20
5	19	MARCOUX Mac	CAN	B3	2.27	2.27	31.58
6	36	LANZINGER Matthias	AUT	LW4	34.48		
7	56	NOLTE Thomas	GER	LW11	124.49		
8	51	FRANCOIS Frederic	FRA	LW11	31.63		
9	46	KURKA Andrew Earl	USA	LW12-1	22.88	22.88	48.28
10	49	KANO Akira	JPN	LW11	18.91	18.91	49.19

Best 5 IPCAS Points at Start

Rank	Bib	Name	NPC Code	Sport Class	IPCAS Points
20	27	SALCHER Markus	AUT	LW9-1	0.00
15	22	BATHUM Mark	USA	B2	0.00
5	19	MARCOUX Mac	CAN	B3	2.27
16	20	HARAUS Miroslav	SVK	B2	4.53
DSQ1	23	SANTACANA MAIZTEGUI Yon	ESP	B2	14.72

TOTALS:		
IPCAS Points of best 5 at Start (B)	21.52	
IPCAS Points of best 5 at Finish in Top 10(A)		98.84
Race Points of corresponding competitors (C)		172.47
Calculated penalty (A+B-C):10 =>	-5.211	
Rounded	-5.21	
Category Adder	0.00	
Calculated Penalty	-5.21	
Penalty Applied	0.00	



BILL HICKS # USA.0549.500
IPC/FIS Technical Delegate

Legend:				
DNFn	Did not finish (Run n)	DNSn	Did not start (Run n)	DNQ1
DSQn	Disqualified (Run n)			Did not qualify for Run 2

SUN
8 MAR 2015
14:30

MEN'S GIANT SLALOM

FINAL

OFFICIAL RESULTS As of 8 MAR 2015

Jury

IPC/FIS Technical Delegate	HICKS BILL	USA
IPCAS Race Director	CARBONELL JORDI	IPC
Referee	CARBONELL JORDI	ESP
Chief of Race	STEEVES LLOYD	CAN
Start Referee	DICKSON JUDY	CAN
Finish Referee	SERWA TERRI	CAN
Chief of Timing	KAFKA DUSAN	CAN
Chief of Gate Judges	BRIGGS DONNA	CAN
Video Controller	SAWICKI OZZIE	CAN

Technical Data

Course Name	SKYLINE/OLDTIMER
Start Altitude	1562 m
Finish Altitude	1230 m
Vertical Drop	332 m
Homologation Number	10318/11/11
Timing device	ALGE 8001

Race Information 1st Run

Course Setter	DIGRUBER ERIC	AUT
Number of Gates	39	
Turning Gates	37	
Start Time	10:00	
Forerunners	A- DUECK J	CAN
	B- NORTON G	CAN
	C- WATANABE T	JPN

Race Information 2nd Run

Course Setter	BRUHIN BJORN	SUI
Number of Gates	40	
Turning Gates	38	
Start Time	14:30	
Forerunners	A- DUECK J	CAN
	B- NORTON G	CAN
	C- WATANABE T	JPN

WEATHER DATA

	At Start	At Finish	At Start	At Finish
Weather	Sunny	Sunny	Sunny	Sunny
Snow	Hard packed	Hard packed	Hard packed	Hard packed
Temperature	-4.0 °C	-4.0 °C	8.0 °C	8.0 °C

Penalty:	0.00	F-Value: 870
IPC/FIS codex:	0552	

Number of Competitors: 74, Number of NPCs: 21

Rank	Bib	Name	Sport Class	NPC Code	1st RUN	IT1	IT2	2nd RUN	Result	Diff.	Race Pts.
Men Giant Slalom Visually Impaired											
1	27	REDKOZUBOV Valerii <i>Guide: GEROEV Evgeny</i>	B2	RUS	1:06.83 (2)	24.90 (1)	46.39 (1)	1:02.45 (1)	2:09.28		58.08
2	38	SANTACANA MAIZTEGUI Yon <i>Guide: GALINDO GARCES M</i>	B2	ESP	1:06.56 (1)	25.03 (2)	47.12 (2)	1:03.32 (3)	2:09.88	+0.60	62.38
3	30	HETMER Patrik <i>Guide: MACALA Miroslav</i>	B2	CZE	1:07.15 (3)	25.57 (6)	48.10 (4)	1:04.56 (4)	2:11.71	+2.43	75.52
4	28	FRANTSEV Ivan <i>Guide: AGRANOVSKII German</i>	B2	RUS	1:08.44 (4)	25.21 (3)	47.27 (3)	1:03.30 (2)	2:11.74	+2.46	75.74
5	35	GORCE YEPES Gabriel Juan <i>Guide: FERRER VENTURA JA</i>	B2	ESP	1:08.69 (5)	25.98 (8)	48.63 (9)	1:05.15 (7)	2:13.84	+4.56	90.81
6	37	KREZEL Maciej <i>Guide: OGARZYNSKA Anna</i>	B3	POL	1:09.15 (6)	26.12 (9)	48.14 (5)	1:04.87 (5)	2:14.02	+4.74	92.10
7	36	KRAKO Jakub <i>Guide: MOTYKA Martin</i>	B2	SVK	1:09.87 (7)	25.89 (7)	48.46 (7)	1:05.26 (8)	2:15.13	+5.85	100.07
8	32	KUBACKA Marek <i>Guide: ZATOVICOVA Maria</i>	B1	SVK	1:10.58 (8)	25.36 (4)	48.36 (6)	1:04.90 (6)	2:15.48	+6.20	102.59
9	31	BATHUM Mark <i>Guide: YAMAMOTO Cade</i>	B2	USA	1:10.73 (9)	25.36 (4)	48.49 (8)	1:05.77 (10)	2:16.50	+7.22	109.91
10	34	BERTAGNOLLI Giacomo <i>Guide: CRISPINO Achille</i>	B3	ITA	1:12.57 (12)	26.45 (10)	49.04 (10)	1:05.68 (9)	2:18.25	+8.97	122.47

SUN
8 MAR 2015
14:30

MEN'S GIANT SLALOM

FINAL

OFFICIAL RESULTS As of 8 MAR 2015

Rank	Bib	Name	Sport Class	NPC Code	1st RUN	IT1	IT2	2nd RUN	Result	Diff.	Race Pts.
Men Giant Slalom Visually Impaired											
11	39	BELADIC Michal <i>Guide: PAVLAK Martin</i>	B2	SVK	1:12.31 (10)	26.47 (11)	50.10 (11)	1:07.59 (11)	2:19.90	+10.62	134.32
12	33	FEDORUK Alexander <i>Guide: ZAGORODSKIKH Artem</i>	B2	RUS	1:12.54 (11)	27.34 (12)	51.58 (12)	1:09.35 (12)	2:21.89	+12.61	148.60
Men Giant Slalom Standing											
1	41	BUGAEV Alexey	LW6/8-2	RUS	1:01.37 (1)	24.89 (5)	45.00 (3)	59.82 (1)	2:01.19		0.00
2	45	SALCHER Markus	LW9-1	AUT	1:02.12 (2)	24.10 (1)	44.92 (2)	1:00.04 (2)	2:02.16	+0.97	6.96
3	50	LANZINGER Matthias	LW4	AUT	1:04.14 (4)	24.15 (2)	44.38 (1)	1:00.13 (3)	2:04.27	+3.08	22.11
4	48	GOURLEY Mitchell	LW6/8-2	AUS	1:03.68 (3)	24.72 (4)	45.22 (5)	1:00.98 (5)	2:04.66	+3.47	24.91
5	53	FRANCE Martin	LW9-1	SVK	1:04.37 (5)	24.60 (3)	45.08 (4)	1:00.55 (4)	2:04.92	+3.73	26.78
6	42	PAJANTSCHITSCH Nico	LW6/8-2	AUT	1:05.17 (7)	25.80 (13)	46.52 (9)	1:01.67 (6)	2:06.84	+5.65	40.56
7	40	VETROV Alexander	LW5/7-3	RUS	1:05.17 (7)	25.02 (7)	46.69 (11)	1:02.47 (10)	2:07.64	+6.45	46.30
8	43	ALYABYEV Alexander	LW6/8-2	RUS	1:04.95 (6)	25.83 (14)	47.27 (12)	1:02.81 (12)	2:07.76	+6.57	47.16
9	52	RIBOUD Romain	LW9-2	FRA	1:06.01 (10)	25.26 (9)	46.53 (10)	1:02.23 (7)	2:08.24	+7.05	50.61
10	49	KOIKE Gakuta	LW6/8-2	JPN	1:05.98 (9)	25.46 (10)	46.36 (8)	1:02.29 (8)	2:08.27	+7.08	50.83
11	51	MISAWA Hiraku	LW2	JPN	1:07.09 (13)	25.15 (8)	46.21 (7)	1:02.35 (9)	2:09.44	+8.25	59.23
12	44	GROCHAR Thomas	LW2	AUT	1:06.88 (12)	25.00 (6)	46.12 (6)	1:02.80 (11)	2:09.68	+8.49	60.95
13	59	TOKAI Masahiko	LW3	JPN	1:06.82 (11)	25.52 (11)	47.85 (15)	1:04.28 (15)	2:11.10	+9.91	71.14
14	57	MULDER Thomas	LW2	NED	1:07.66 (14)	25.72 (12)	47.28 (13)	1:03.60 (14)	2:11.26	+10.07	72.29
15	60	SCHNEIDER CB	LW6/8-2	AUT	1:08.32 (16)	26.36 (15)	47.44 (14)	1:03.50 (13)	2:11.82	+10.63	76.31
16	58	SCHORNSTEIN Kirk	LW6/8-1	CAN	1:08.10 (15)	26.64 (19)	48.81 (18)	1:04.53 (16)	2:12.63	+11.44	82.13
17	63	SZCZESNY Andrzej	LW2	POL	1:09.75 (18)	26.61 (17)	48.73 (17)	1:05.39 (17)	2:15.14	+13.95	100.14
18	64	WHITLEY James	LW5/7-3	GBR	1:10.97 (20)	26.63 (18)	49.19 (19)	1:06.29 (18)	2:17.26	+16.07	115.36
19	61	HALL Adam	LW1	NZL	1:10.21 (19)	27.04 (22)	50.37 (22)	1:07.15 (21)	2:17.36	+16.17	116.08
20	67	VALENTI Andrea	LW9-2	ITA	1:12.47 (21)	26.81 (20)	49.37 (20)	1:07.08 (20)	2:19.55	+18.36	131.80
21	69	IWANOWSKI Amadeusz	LW6/8-2	POL	1:13.46 (23)	26.92 (21)	49.59 (21)	1:07.00 (19)	2:20.46	+19.27	138.34
22	66	BALCAEN Jasper	LW9-1	BEL	1:13.30 (22)	28.61 (24)	53.25 (24)	1:10.76 (23)	2:24.06	+22.87	164.18
23	68	LIDINSKY Miroslav	LW4	CZE	1:16.66 (24)	28.39 (23)	51.72 (23)	1:09.56 (22)	2:26.22	+25.03	179.69
24	70	CARTER Tyler	LW4	USA	1:17.41 (25)	28.90 (25)	54.05 (25)	1:11.95 (24)	2:29.36	+28.17	202.23
Men Giant Slalom Sitting											
1	83	KREITER Georg	LW10-1	GER	1:03.13 (1)	24.54 (3)	45.16 (3)	1:00.36 (2)	2:03.49		16.51
2	75	PETERS Corey	LW12-1	NZL	1:03.77 (4)	24.24 (1)	44.93 (1)	1:00.12 (1)	2:03.89	+0.40	19.38
3	74	MORII Taiki	LW11	JPN	1:03.81 (5)	24.49 (2)	45.22 (4)	1:00.90 (3)	2:04.71	+1.22	25.27
4	85	RABL Roman	LW12-1	AUT	1:03.39 (2)	25.02 (7)	46.29 (6)	1:01.87 (5)	2:05.26	+1.77	29.22
5	81	KUNZ Christoph	LW10-1	SUI	1:03.84 (6)	24.95 (5)	45.03 (2)	1:02.08 (6)	2:05.92	+2.43	33.96
6	79	FRANCOIS Frederic	LW11	FRA	1:04.54 (7)	24.84 (4)	45.26 (5)	1:01.61 (4)	2:06.15	+2.66	35.61
7	77	SIKORSKI Igor	LW11	POL	1:03.75 (3)	26.06 (12)	47.00 (9)	1:02.77 (8)	2:06.52	+3.03	38.26
8	73	NOLTE Thomas	LW11	GER	1:07.01 (8)	25.22 (9)	46.58 (7)	1:02.64 (7)	2:09.65	+6.16	60.73
9	87	DORN Dietmar	LW11	AUT	1:07.13 (9)	25.77 (11)	48.30 (13)	1:05.05 (12)	2:12.18	+8.69	78.90
10	90	OATWAY Kurt	LW12-1	CAN	1:08.60 (13)	26.47 (15)	47.42 (10)	1:04.24 (10)	2:12.84	+9.35	83.63

SUN
8 MAR 2015
14:30

MEN'S GIANT SLALOM

FINAL

OFFICIAL RESULTS As of 8 MAR 2015

Rank	Bib	Name	Sport Class	NPC Code	1st RUN	IT1	IT2	2nd RUN	Result	Diff.	Race Pts.
Men Giant Slalom Sitting											
11	76	KANO Akira	LW11	JPN	1:08.96 (14)	25.17 (8)	48.19 (11)	1:03.98 (9)	2:12.94	+9.45	84.35
12	86	TABERLET Yohann	LW12-1	FRA	1:07.77 (10)	26.65 (16)	48.73 (15)	1:05.76 (14)	2:13.53	+10.04	88.59
13	89	MORE Cyril	LW12-1	FRA	1:09.75 (15)	26.12 (13)	48.26 (12)	1:05.03 (11)	2:14.78	+11.29	97.56
14	92	SNEESBY Ben	LW12-1	GBR	1:08.19 (11)	27.58 (19)	49.50 (17)	1:06.60 (16)	2:14.79	+11.30	97.63
15	84	DEVLIN-YOUNG Christopher	LW12-1	USA	1:09.93 (16)	25.52 (10)	48.42 (14)	1:05.06 (13)	2:14.99	+11.50	99.07
16	96	CAIRNS Alex	LW12-1	CAN	1:14.38 (20)	26.26 (14)	48.78 (16)	1:05.86 (15)	2:20.24	+16.75	136.76
17	82	SOKOLOVIC Dino	LW12-2	CRO	1:13.34 (19)	26.90 (17)	50.22 (18)	1:06.96 (17)	2:20.30	+16.81	137.19
18	95	ELLIOTT Joshua	LW12-2	USA	1:12.25 (18)	27.52 (18)	51.14 (19)	1:08.25 (18)	2:20.50	+17.01	138.62
19	100	HOLMGRIMSSON Johann Thor	LW12-1	ISL	1:24.63 (21)	31.08 (20)	57.59 (20)	1:16.86 (19)	2:41.49	+38.00	289.31

1st Run

2nd Run

Did not finish

(13)

Did not finish

(3)

29 HARAUS Miroslav	B2	SVK	56 ORSINI Nicolo Maria	LW6/8-2	ITA
46 AMAFROI-BROISAT Cedric	LW4	FRA	94 LAWLER Stephen	LW12-1	USA
54 PFYL Thomas	LW9-2	SUI	98 KURKA Andrew Earl	LW12-1	USA
55 CUCHE Robin	LW9-2	SUI			
62 GREEN Ralph	LW2	USA			
65 LLOYD Chris	LW9-1	GBR			
71 SUZUKI Takeshi	LW12-2	JPN			
78 LE MEUR Jean Yves	LW12-2	FRA			
80 NATSUME Kenji	LW11	JPN			
91 BRENNAN Michael	LW12-2	GBR			
93 SOYER Mark	LW11	AUS			
97 THOMPSON Jeff	LW12-1	CAN			
99 KALARAS Efthymios	LW10-1	GRE			

Did not start

(3)

47 WUERZ Martin	LW6/8-2	AUT
72 WALKER Tyler	LW12-1	USA
88 BAMBUR Jasmin	LW11	USA

Race Statistics

Entered members	1st Run	2nd Run	
Did not qualify			
Did not finish	13	3	16
Did not start	3		3
Disqualified			
In the ranking			55



BILL HICKS # USA.0552.500
IPC/FIS Technical Delegate

Legend:				
Diff.	Time behind ranked 1	FIS	International Ski Federation	ITn
NPC	National Paralympic Committee			Intermediate position n

PENALTY CALCULATION As of 8 MAR 2015

Best 10 at Finish

Rank	Bib	Name	NPC Code	Sport Class	IPCAS Points	Best 5	Race Pts.
1	41	BUGAEV Alexey	RUS	LW6/8-2	0.37	0.37	0.00
2	45	SALCHER Markus	AUT	LW9-1	1.19	1.19	6.96
3	83	KREITER Georg	GER	LW10-1	21.82		
4	75	PETERS Corey	NZL	LW12-1	42.81		
5	50	LANZINGER Matthias	AUT	LW4	0.00	0.00	22.11
6	48	GOURLEY Mitchell	AUS	LW6/8-2	21.96		
7	74	MORII Taiki	JPN	LW11	20.24	20.24	25.27
8	53	FRANCE Martin	SVK	LW9-1	16.39	16.39	26.78
9	85	RABL Roman	AUT	LW12-1	24.17		
10	81	KUNZ Christoph	SUI	LW10-1	27.60		

Best 5 IPCAS Points at Start

Rank	Bib	Name	NPC Code	Sport Class	IPCAS Points
5	50	LANZINGER Matthias	AUT	LW4	0.00
1	41	BUGAEV Alexey	RUS	LW6/8-2	0.37
2	45	SALCHER Markus	AUT	LW9-1	1.19
DNF1	54	PFYL Thomas	SUI	LW9-2	3.17
38	36	KRAKO Jakub	SVK	B2	9.73

TOTALS:		
IPCAS Points of best 5 at Start (B)	14.46	
IPCAS Points of best 5 at Finish in Top 10(A)		38.19
Race Points of corresponding competitors (C)		81.12
Calculated penalty (A+B-C):10 =>	-2.847	
Rounded	-2.85	
Category Adder	0.00	
Calculated Penalty	-2.85	
Penalty Applied	0.00	



BILL HICKS # USA.0552.500
IPC/FIS Technical Delegate

Legend:				
DNFn	Did not finish (Run n)	DNSn	Did not start (Run n)	DNQ1
DSQn	Disqualified (Run n)			Did not qualify for Run 2



TUE
10 MAR 2015
14:30

MEN'S SLALOM

FINAL

OFFICIAL RESULTS As of 10 MAR 2015

Jury

IPC/FIS Technical Delegate	HICKS BILL	USA
IPCAS Race Director	CARBONELL JORDI	IPC
Referee	CARBONELL JORDI	ESP
Chief of Race	STEEVES LLOYD	CAN
Start Referee	DICKSON JUDY	CAN
Finish Referee	SERWA TERRI	CAN
Chief of Timing	KAFKA DUSAN	CAN
Chief of Gate Judges	BRIGGS DONNA	CAN
Video Controller	SAWICKI OZZIE	CAN

Technical Data

Course Name	HAYFEVER
Start Altitude	1420 m
Finish Altitude	1230 m
Vertical Drop	190 m
Homologation Number	8643/10/07
Timing device	ALGE 8001

Race Information 1st Run

Course Setter	WOLF JUSTUS	GER
Number of Gates	58	
Turning Gates	56	
Start Time	10:00	
Forerunners	A- STUTZ P	CAN
	B- SMART A	CAN
	C- GILLESPIE M	CAN
	D- WATANABE T	JPN

Race Information 2nd Run

Course Setter	SHIDO KAZUSHI	JPN
Number of Gates	57	
Turning Gates	55	
Start Time	14:30	
Forerunners	A- STUTZ P	CAN
	B- SMART A	CAN
	C- GILLESPIE M	CAN
	D- WATANABE T	JPN

WEATHER DATA

	At Start	At Finish	At Start	At Finish
Weather	Sky Clear	Sky Clear	Sunny	Sunny
Snow	Icy	Icy	Icy	Icy
Temperature	-2.0 °C	-2.0 °C	11.0 °C	11.0 °C

Penalty:	0.00	F-Value: 610
IPC/FIS codex:	0553	

Number of Competitors: 73, Number of NPCs: 22

Rank	Bib	Name	Sport Class	NPC Code	1st RUN	IT1	2nd RUN	Result	Diff.	Race Pts.
Men Slalom Visually Impaired										
1	37	REDKOZUBOV Valerii <i>Guide: GEROEV Evgeny</i>	B2	RUS	54.88 (1)	30.17 (1)	52.83 (1)	1:47.71		53.33
2	32	HARAUS Miroslav <i>Guide: HUDIK Maros</i>	B2	SVK	54.92 (2)	31.67 (2)	53.98 (2)	1:48.90	+1.19	60.66
3	35	SANTACANA MAIZTEGUI Yon <i>Guide: GALINDO GARCES M</i>	B2	ESP	57.57 (3)	32.29 (3)	55.48 (3)	1:53.05	+5.34	86.22
4	34	FRANTSEV Ivan <i>Guide: AGRANOVSKII German</i>	B2	RUS	1:00.16 (4)	33.69 (5)	57.05 (4)	1:57.21	+9.50	111.84
5	28	KREZEL Maciej <i>Guide: OGARZYNSKA Anna</i>	B3	POL	1:00.16 (4)	33.18 (4)	57.36 (5)	1:57.52	+9.81	113.75
6	29	HETMER Patrik <i>Guide: MACALA Miroslav</i>	B2	CZE	1:05.34 (8)	34.29 (6)	59.99 (6)	2:05.33	+17.62	161.85
7	36	FEDORUK Alexander <i>Guide: ZAGORODSKIKH Artem</i>	B2	RUS	1:03.82 (7)	35.86 (9)	1:01.83 (8)	2:05.65	+17.94	163.82
8	31	BELADIC Michal <i>Guide: PAVLAK Martin</i>	B2	SVK	1:06.16 (9)	34.96 (8)	1:00.08 (7)	2:06.24	+18.53	167.45

Men Slalom Standing

1	47	BUGAEV Alexey	LW6/8-2	RUS	49.98 (1)	28.86 (1)	49.07 (1)	1:39.05		0.00
---	----	---------------	---------	-----	-----------	-----------	-----------	---------	--	------

TUE
10 MAR 2015
14:30

MEN'S SLALOM

FINAL

OFFICIAL RESULTS As of 10 MAR 2015

Rank	Bib	Name	Sport Class	NPC Code	1st RUN	IT1	2nd RUN	Result	Diff.	Race Pts.
Men Slalom Standing										
2	39	ALYABYEV Alexander	LW6/8-2	RUS	53.87 (2)	30.89 (2)	52.28 (2)	1:46.15	+7.10	43.73
3	46	HALLAT Matt	LW2	CAN	54.56 (3)	31.39 (3)	53.30 (3)	1:47.86	+8.81	54.26
4	41	VETROV Alexander	LW5/7-3	RUS	55.70 (5)	31.42 (4)	53.51 (4)	1:49.21	+10.16	62.57
5	54	SCHORNSTEIN Kirk	LW6/8-1	CAN	56.76 (6)	32.56 (8)	54.72 (6)	1:51.48	+12.43	76.55
6	59	PAJANTSCHITSCH Nico	LW6/8-2	AUT	57.87 (8)	32.21 (7)	54.40 (5)	1:52.27	+13.22	81.42
7	53	AMAFROI-BROISAT Cedric	LW4	FRA	57.92 (9)	32.11 (5)	55.10 (7)	1:53.02	+13.97	86.03
8	61	FRANCE Martin	LW9-1	SVK	58.05 (10)	32.85 (9)	55.97 (8)	1:54.02	+14.97	92.19
9	58	WHITLEY James	LW5/7-3	GBR	58.66 (11)	33.54 (11)	56.35 (11)	1:55.01	+15.96	98.29
10	60	KOIKE Gakuta	LW6/8-2	JPN	1:00.84 (12)	33.19 (10)	56.29 (10)	1:57.13	+18.08	111.35
11	45	SZCZESNY Andrzej	LW2	POL	1:01.13 (13)	33.89 (12)	56.13 (9)	1:57.26	+18.21	112.15
12	63	BALCAEN Jasper	LW9-1	BEL	1:05.86 (14)	37.86 (14)	1:03.12 (12)	2:08.98	+29.93	184.32
13	67	LIDINSKY Miroslav	LW4	CZE	1:06.72 (15)	37.43 (13)	1:04.06 (13)	2:10.78	+31.73	195.41
14	68	CARTER Tyler	LW4	USA	1:12.50 (17)	40.66 (15)	1:07.42 (14)	2:19.92	+40.87	251.70
15	70	HOGAN Connor	LW9-2	USA	1:16.93 (18)	43.75 (16)	1:11.95 (15)	2:28.88	+49.83	306.88

Men Slalom Sitting

1	85	SUZUKI Takeshi	LW12-2	JPN	54.25 (1)	31.47 (1)	53.68 (1)	1:47.93		54.69
2	73	MORII Taiki	LW11	JPN	57.45 (2)	34.63 (5)	56.22 (4)	1:53.67	+5.74	90.04
3	75	NOLTE Thomas	LW11	GER	59.19 (4)	33.61 (4)	56.19 (3)	1:55.38	+7.45	100.57
4	77	FRANCOIS Frederic	LW11	FRA	1:02.50 (6)	32.38 (2)	54.13 (2)	1:56.63	+8.70	108.27
5	76	BAMBUR Jasmin	LW11	USA	1:04.87 (7)	36.69 (7)	59.98 (5)	2:04.85	+16.92	158.89
6	90	SNEESBY Ben	LW12-1	GBR	1:15.04 (9)	40.84 (8)	1:07.07 (6)	2:22.11	+34.18	265.19

1st Run**Did not finish (27)**

30	GORCE YEPES Gabriel Juan	B2	ESP
38	BERTAGNOLLI Giacomo	B3	ITA
40	GROCHAR Thomas	LW2	AUT
44	CUCHE Robin	LW9-2	SUI
48	WUERZ Martin	LW6/8-2	AUT
51	MISAWA Hiraku	LW2	JPN
55	LUSCOMBE Braydon	LW2	CAN
62	GOURLEY Mitchell	LW6/8-2	AUS
64	LLOYD Chris	LW9-1	GBR
65	ORSINI Nicolo Maria	LW6/8-2	ITA
66	IWANOWSKI Amadeusz	LW6/8-2	POL
71	MEMIC Nijaz	LW4	BIH
74	LE MEUR Jean Yves	LW12-2	FRA
81	PETERS Corey	LW12-1	NZL
82	RABL Roman	LW12-1	AUT
83	SOKOLOVIC Dino	LW12-2	CRO
84	KANO Akira	LW11	JPN
87	TABERLET Yohann	LW12-1	FRA
88	OATWAY Kurt	LW12-1	CAN
89	BRENNAN Michael	LW12-2	GBR

2nd Run**Did not finish (7)**

33	BATHUM Mark	B2	USA
49	PFYL Thomas	LW9-2	SUI
69	VALENTI Andrea	LW9-2	ITA
72	DORN Dietmar	LW11	AUT
78	KREITER Georg	LW10-1	GER
79	NATSUME Kenji	LW11	JPN
97	LAWLER Stephen	LW12-1	USA
Disqualified (1)			
57	SCHNEIDER CB	LW6/8-2	AUT Gate: 56



TUE
10 MAR 2015
14:30

MEN'S SLALOM

FINAL

OFFICIAL RESULTS As of 10 MAR 2015

1st Run

Did not finish (27)

91	DEVLIN-YOUNG Christopher	LW12-1	USA
92	SOYER Mark	LW11	AUS
93	THOMPSON Jeff	LW12-1	CAN
94	ELLIOTT Joshua	LW12-2	USA
95	MILLARD Benjamin	LW10-2	GBR
98	SIKORSKI Igor	LW11	POL
99	HOLMGRIMSSON Johann Thor	LW12-1	ISL

Did not start (2)

80	WALKER Tyler	LW12-1	USA
100	KALARAS Efthymios	LW10-1	GRE

Disqualified (7)

42	RIBOUD Romain	LW9-2	FRA	Gate: 57
43	TOKAI Masahiko	LW3	JPN	
50	MULDER Thomas	LW2	NED	Gate: 48
52	HALL Adam	LW1	NZL	Gate: 30
56	GREEN Ralph	LW2	USA	Gate: 50
86	MORE Cyril	LW12-1	FRA	Gate: 28
96	CAIRNS Alex	LW12-1	CAN	Gate: 27

Race Statistics

Entered members			73
	1st Run	2nd Run	
Did not qualify			
Did not finish	27	7	34
Did not start	2		2
Disqualified	7	1	8
In the ranking			29

BILL HICKS # USA.0553.500
IPC/FIS Technical Delegate

Legend:				
Diff.	Time behind ranked 1	FIS	International Ski Federation	ITn
NPC	National Paralympic Committee			Intermediate position n





PENALTY CALCULATION As of 10 MAR 2015

Best 10 at Finish

Rank	Bib	Name	NPC Code	Sport Class	IPCAS Points	Best 5	Race Pts.
1	47	BUGAEV Alexey	RUS	LW6/8-2	0.00	0.00	0.00
2	39	ALYABYEV Alexander	RUS	LW6/8-2	8.75	8.75	43.73
3	37	REDKOZUBOV Valerii	RUS	B2	0.00	0.00	53.33
4	46	HALLAT Matt	CAN	LW2	27.50	27.50	54.26
5	85	SUZUKI Takeshi	JPN	LW12-2	38.40		
6	32	HARAUS Miroslav	SVK	B2	5.23	5.23	60.66
7	41	VETROV Alexander	RUS	LW5/7-3	33.60		
8	54	SCHORNSTEIN Kirk	CAN	LW6/8-1	53.64		
9	59	PAJANTSCHITSCH Nico	AUT	LW6/8-2	64.01		
10	53	AMAFROI-BROISAT Cedric	FRA	LW4	28.68		

Best 5 IPCAS Points at Start

Rank	Bib	Name	NPC Code	Sport Class	IPCAS Points
1	47	BUGAEV Alexey	RUS	LW6/8-2	0.00
3	37	REDKOZUBOV Valerii	RUS	B2	0.00
DSQ1	52	HALL Adam	NZL	LW1	1.07
6	32	HARAUS Miroslav	SVK	B2	5.23
2	39	ALYABYEV Alexander	RUS	LW6/8-2	8.75

TOTALS: _____
 IPCAS Points of best 5 at Start (B) 15.05 _____
 IPCAS Points of best 5 at Finish in Top 10(A) 41.48 _____
 Race Points of corresponding competitors (C) 211.98 _____

Calculated penalty (A+B-C):10 => -15.545
 Rounded -15.54
 Category Adder 0.00
 Calculated Penalty -15.54
 Penalty Applied 0.00

BILL HICKS # USA.0553.500
IPC/FIS Technical Delegate

Legend:	Did not finish (Run n)	DNSn	Did not start (Run n)	DNQ1	Did not qualify for Run 2
DNFn	Disqualified (Run n)				



SAT
7 MAR 2015
14:30

MEN'S SUPER COMBINED

FINAL

OFFICIAL RESULTS As of 7 MAR 2015

Jury			Technical Data		Super-G	Slalom
IPC/FIS Technical Delegate	HICKS BILL	USA	Course Name	ROLLERCOASTER	SKYLINE/OLDTIMER	
IPCAS Race Director	CARBONELL JORDI	IPC	Start Altitude	1818 m	1373 m	
Referee	CARBONELL JORDI	ESP	Finish Altitude	1241 m	1230 m	
Chief of Race	SERWA BRAD	CAN	Vertical Drop	577 m	143 m	
Start Referee	HALES SANDIE	CAN	Homologation Number	11035/11/13	10319/11/11	
Finish Referee	SERWA TERRI	CAN	Timing device	ALGE 8001	ALGE 8001	
Chief of Timing	KAFKA DUSAN	CAN				
Chief of Gate Judges	BRIGGS DONNA	CAN				
Video Controller	SAWICKI OZZIE	CAN				

Race Information Super-G			Race Information Slalom		
Course Setter	JARDINE KEVIN	USA	Course Setter	CHARRIERE MICHAEL	FRA
Number of Gates	37		Number of Gates	48	
Turning Gates	37		Turning Gates	47	
Start Time	10:30		Start Time	14:30	
Forerunners	A- WATANABE T	JPN	Forerunners	A- WATANABE T	JPN
	B- NORTON G	CAN		B- NORTON G	CAN
	C- MARCOUX B	CAN		C- MARCOUX B	CAN

WEATHER DATA	At Start	At Finish	At Start	At Finish
Weather	Partly cloudy	Partly cloudy	Sunny	Sunny
Snow	Hard packed	Hard packed	Hard packed	Hard packed
Temperature	1.0 °C	1.0 °C	6.0 °C	6.0 °C

Penalty:	0.00	F-Value: 1130
IPC/FIS codex:	0551	

Number of Competitors: 48, Number of NPCs: 16

Rank	Bib	Name	Sport Class	NPC Code	Super-G	IT1	Slalom	Result	Diff.	Race Pts.
------	-----	------	-------------	----------	---------	-----	--------	--------	-------	-----------

Men Super Combined Visually Impaired

1	22	HARAUS Miroslav <i>Guide: HUDIK Maros</i>	B2	SVK	1:19.16 (3)	19.52 (2)	40.65 (2)	1:59.81		51.79
2	24	FRANTSEV Ivan <i>Guide: AGRANOVSKII German</i>	B2	RUS	1:18.90 (1)	20.43 (3)	42.45 (4)	2:01.35	+1.54	66.98
3	21	SANTACANA MAIZTEGUI Yon <i>Guide: GALINDO GARCES M</i>	B2	ESP	1:20.93 (6)	21.02 (6)	42.39 (3)	2:03.32	+3.51	86.41
4	23	REDKOZUBOV Valerii <i>Guide: GEROEV Evgeny</i>	B2	RUS	1:24.46 (8)	19.37 (1)	39.09 (1)	2:03.55	+3.74	88.68
5	20	BATHUM Mark <i>Guide: YAMAMOTO Cade</i>	B2	USA	1:18.97 (2)	22.39 (8)	46.06 (6)	2:05.03	+5.22	103.27
6	26	KREZEL Maciej <i>Guide: OGARZYNSKA Anna</i>	B3	POL	1:24.28 (7)	21.01 (5)	42.53 (5)	2:06.81	+7.00	120.83

Men Super Combined Standing

1	32	BUGAEV Alexey	LW6/8-2	RUS	1:16.21 (3)	19.28 (1)	38.35 (1)	1:54.56		0.00
2	28	SALCHER Markus	LW9-1	AUT	1:14.79 (1)	20.80 (14)	42.15 (11)	1:56.94	+2.38	23.48
3	42	LANZINGER Matthias	LW4	AUT	1:16.07 (2)	19.39 (3)	40.89 (7)	1:56.96	+2.40	23.67
4	41	GROCHAR Thomas	LW2	AUT	1:19.54 (8)	19.32 (2)	38.38 (2)	1:57.92	+3.36	33.14
5	38	ALYABYEV Alexander	LW6/8-2	RUS	1:19.29 (5)	19.51 (4)	39.21 (4)	1:58.50	+3.94	38.86

SAT
7 MAR 2015
14:30

MEN'S SUPER COMBINED

FINAL

OFFICIAL RESULTS As of 7 MAR 2015

Rank	Bib	Name	Sport Class	NPC Code	Super-G	IT1	Slalom	Result	Diff.	Race Pts.
Men Super Combined Standing										
6	29	HALL Adam	LW1	NZL	1:20.00 (10)	19.81 (5)	38.95 (3)	1:58.95	+4.39	43.30
7	37	MISAWA Hiraku	LW2	JPN	1:19.92 (9)	20.35 (11)	40.20 (6)	2:00.12	+5.56	54.84
8	39	VETROV Alexander	LW5/7-3	RUS	1:20.41 (12)	19.96 (7)	40.19 (5)	2:00.60	+6.04	59.58
9	31	SCHORNSTEIN Kirk	LW6/8-1	CAN	1:21.14 (14)	20.34 (10)	41.03 (9)	2:02.17	+7.61	75.06
10	33	SCHNEIDER CB	LW6/8-2	AUT	1:20.09 (11)	20.76 (13)	42.35 (12)	2:02.44	+7.88	77.73
11	46	FRANCE Martin	LW9-1	SVK	1:19.39 (7)	21.70 (17)	43.32 (14)	2:02.71	+8.15	80.39
12	35	AMAFROI-BROISAT Cedric	LW4	FRA	1:21.64 (15)	20.33 (9)	41.34 (10)	2:02.98	+8.42	83.05
13	45	PAJANTSCHITSCH Nico	LW6/8-2	AUT	1:20.89 (13)	21.36 (16)	42.39 (13)	2:03.28	+8.72	86.01
14	47	MULDER Thomas	LW2	NED	1:28.57 (18)	20.58 (12)	41.02 (8)	2:09.59	+15.03	148.25
Men Super Combined Sitting										
1	51	KREITER Georg	LW10-1	GER	1:16.93 (3)	19.19 (1)	39.91 (3)	1:56.84		22.49
2	53	RABL Roman	LW12-1	AUT	1:14.69 (1)	21.27 (9)	43.01 (7)	1:57.70	+0.86	30.97
3	56	FRANCOIS Frederic	LW11	FRA	1:18.74 (4)	19.72 (3)	39.65 (2)	1:58.39	+1.55	37.78
4	54	MORII Taiki	LW11	JPN	1:20.00 (8)	19.64 (2)	39.44 (1)	1:59.44	+2.60	48.14
5	65	PETERS Corey	LW12-1	NZL	1:16.23 (2)	21.83 (11)	43.95 (8)	2:00.18	+3.34	55.43
6	61	SUZUKI Takeshi	LW12-2	JPN	1:19.97 (7)	20.52 (5)	40.95 (4)	2:00.92	+4.08	62.73
7	57	WALKER Tyler	LW12-1	USA	1:19.69 (6)	21.01 (6)	41.73 (6)	2:01.42	+4.58	67.67
8	60	NATSUME Kenji	LW11	JPN	1:19.57 (5)	21.26 (8)	44.20 (11)	2:03.77	+6.93	90.85
9	66	BAMBUR Jasmin	LW11	USA	1:23.10 (12)	20.46 (4)	41.43 (5)	2:04.53	+7.69	98.34
9	62	MORE Cyril	LW12-1	FRA	1:20.53 (9)	21.22 (7)	44.00 (9)	2:04.53	+7.69	98.34
11	64	OATWAY Kurt	LW12-1	CAN	1:22.43 (10)	22.20 (12)	44.02 (10)	2:06.45	+9.61	117.28

Super-G

Did not finish

36	RIBOUD Romain	LW9-2	FRA	(9)
44	LUSCOMBE Braydon	LW2	CAN	
48	HALLAT Matt	LW2	CAN	
50	TABERLET Yohann	LW12-1	FRA	
52	DEVLIN-YOUNG Christopher	LW12-1	USA	
55	KANO Akira	LW11	JPN	
58	NOLTE Thomas	LW11	GER	
59	SOKOLOVIC Dino	LW12-2	CRO	
63	DORN Dietmar	LW11	AUT	

Did not start

49	GREEN Ralph	LW2	USA	(1)
----	-------------	-----	-----	-----

Slalom

Did not finish

25	GORCE YEPES Gabriel Juan	B2	ESP	(4)
40	PFYL Thomas	LW9-2	SUI	
43	KOIKE Gakuta	LW6/8-2	JPN	
67	ELLIOTT Joshua	LW12-2	USA	
Disqualified (3)				
27	HETMER Patrik	B2	CZE	
30	WUERZ Martin	LW6/8-2	AUT	Gate: 45
34	GOURLEY Mitchell	LW6/8-2	AUS	Gate: 46

OFFICIAL RESULTS As of 7 MAR 2015

Race Statistics

Entered members			48
	1st Run	2nd Run	
Did not qualify			
Did not finish	9	4	13
Did not start	1		1
Disqualified		3	3
In the ranking			31



BILL HICKS # USA.0551.500
IPC/FIS Technical Delegate

Legend:					
Diff.	Time behind ranked 1	FIS	International Ski Federation	ITn	Intermediate position n
NPC	National Paralympic Committee				

PENALTY CALCULATION As of 7 MAR 2015

Best 10 at Finish

Rank	Bib	Name	NPC Code	Sport Class	IPCAS Points	Best 5	Race Pts.
1	32	BUGAEV Alexey	RUS	LW6/8-2	3.59	3.59	0.00
2	51	KREITER Georg	GER	LW10-1	67.59		
3	28	SALCHER Markus	AUT	LW9-1	10.28	10.28	23.48
4	42	LANZINGER Matthias	AUT	LW4	8.28	8.28	23.67
5	53	RABL Roman	AUT	LW12-1	21.83	21.83	30.97
6	41	GROCHAR Thomas	AUT	LW2	20.53	20.53	33.14
7	56	FRANCOIS Frederic	FRA	LW11	36.09		
8	38	ALYABYEV Alexander	RUS	LW6/8-2	25.83		
9	29	HALL Adam	NZL	LW1	33.15		
10	54	MORII Taiki	JPN	LW11	27.80		

Best 5 IPCAS Points at Start

Rank	Bib	Name	NPC Code	Sport Class	IPCAS Points
1	32	BUGAEV Alexey	RUS	LW6/8-2	3.59
11	22	HARAUS Miroslav	SVK	B2	6.64
4	42	LANZINGER Matthias	AUT	LW4	8.28
3	28	SALCHER Markus	AUT	LW9-1	10.28
24	23	REDKOZUBOV Valerii	RUS	B2	12.91

TOTALS:		
IPCAS Points of best 5 at Start (B)	41.70	
IPCAS Points of best 5 at Finish in Top 10(A)		64.51
Race Points of corresponding competitors (C)		111.26
Calculated penalty (A+B-C):10 =>	-0.505	
Rounded	-0.50	
Category Adder	0.00	
Calculated Penalty	-0.50	
Penalty Applied	0.00	



BILL HICKS # USA.0551.500
IPC/FIS Technical Delegate

Legend:				
DNFn	Did not finish (Run n)	DNSn	Did not start (Run n)	DNQ1
DSQn	Disqualified (Run n)			Did not qualify for Run 2

THU
5 MAR 2015
11:00

MEN'S SUPER-G

FINAL

OFFICIAL RESULTS As of 5 MAR 2015

Jury

IPC/FIS Technical Delegate	HICKS BILL	USA
IPCAS Race Director	CARBONELL JORDI	IPC
Referee	CARBONELL JORDI	ESP
Assistant Referee	MCALLISTER TONY	USA
Chief of Race	SERWA BRAD	CAN
Start Referee	HALES SANDIE	CAN
Finish Referee	SERWA TERRI	CAN
Chief of Timing	KAFKA DUSAN	CAN
Chief of Gate Judges	BRIGGS DONNA	CAN

Technical Data

Course Name	ROLLERCOASTER
Start Altitude	1818 m
Finish Altitude	1241 m
Vertical Drop	577 m
Course length	2000 m
Homologation Number	11035/11/13
Timing device	ALGE 8001

Race Information

Course Setter	NAZAROV ALEX	RUS
Number of Gates	41	
Turning Gates	37	
Start Time	11:00	
Forerunners	A- WATANABE T	JPN
	B- NORTON G	CAN
	C- COLLOMBIN T	CAN
	D- HOFFOS C	CAN

WEATHER DATA

	At Start	At Finish
Weather	Sunny	Sunny
Snow	Hard packed	Hard packed
Temperature	-8.0 °C	-8.0 °C

Penalty:	0.00	F-Value: 1060
IPC/FIS codex:	0550	

Number of Competitors: 54, Number of NPCs: 17

Rank	Bib	Name	Sport Class	NPC Code	IT1	IT2	Result	Diff.	Race Pts.
------	-----	------	-------------	----------	-----	-----	--------	-------	-----------

Men Super-G Visually Impaired

1	25	FRANTSEV Ivan <i>Guide: AGRANOVSKII German</i>	B2	RUS	27.22 (1)	55.62 (1)	1:23.63		49.76
2	30	MARCOUX Mac <i>Guide: MARCOUX Bj</i>	B3	CAN	28.19 (6)	57.03 (3)	1:24.04	+0.41	55.20
3	21	HARAUS Miroslav <i>Guide: HUDIK Maros</i>	B2	SVK	27.41 (2)	56.15 (2)	1:24.81	+1.18	65.42
4	23	SANTACANA MAIZTEGUI Yon <i>Guide: GALINDO GARCES M</i>	B2	ESP	27.64 (3)	57.24 (4)	1:25.46	+1.83	74.05
5	26	GORCE YEPES Gabriel Juan <i>Guide: FERRER VENTURA JA</i>	B2	ESP	29.23 (10)	58.64 (7)	1:26.50	+2.87	87.85
6	24	HETMER Patrik <i>Guide: MACALA Miroslav</i>	B2	CZE	28.82 (7)	58.21 (5)	1:27.09	+3.46	95.68
7	27	REDKOZUBOV Valerii <i>Guide: GEROEV Evgeny</i>	B2	RUS	27.98 (4)	58.37 (6)	1:27.47	+3.84	100.72
8	28	BATHUM Mark <i>Guide: YAMAMOTO Cade</i>	B2	USA	28.96 (8)	59.28 (9)	1:27.69	+4.06	103.64
9	32	KUBACKA Marek <i>Guide: ZATOVICOVA Maria</i>	B1	SVK	28.01 (5)	59.10 (8)	1:29.03	+5.40	121.42

THU
5 MAR 2015
11:00

MEN'S SUPER-G

FINAL

OFFICIAL RESULTS As of 5 MAR 2015

Rank	Bib	Name	Sport Class	NPC Code	IT1	IT2	Result	Diff.	Race Pts.
Men Super-G Visually Impaired									
10	31	BELADIC Michal <i>Guide: PAVLAK Martin</i>	B2	SVK	29.11 (9)	1:00.13 (10)	1:29.59	+5.96	128.85
11	29	KREZEL Maciej <i>Guide: OGARZYNSKA Anna</i>	B3	POL	29.98 (11)	1:01.25 (11)	1:33.21	+9.58	176.89
12	22	KRAKO Jakub <i>Guide: MOTYKA Martin</i>	B2	SVK	31.36 (12)	1:03.33 (12)	1:36.81	+13.18	224.66
Men Super-G Standing									
1	36	BUGAEV Alexey	LW6/8-2	RUS	26.04 (1)	53.31 (1)	1:19.88		0.00
2	41	LANZINGER Matthias	LW4	AUT	26.55 (2)	54.14 (2)	1:21.55	+1.67	22.16
3	47	PFYL Thomas	LW9-2	SUI	26.68 (3)	54.40 (3)	1:21.91	+2.03	26.94
4	35	SALCHER Markus	LW9-1	AUT	27.88 (8)	54.97 (4)	1:22.45	+2.57	34.10
5	39	GOURLEY Mitchell	LW6/8-2	AUS	27.29 (4)	55.43 (5)	1:23.14	+3.26	43.26
6	44	RIBOUD Romain	LW9-2	FRA	28.05 (10)	55.94 (6)	1:23.17	+3.29	43.66
7	49	GROCHAR Thomas	LW2	AUT	27.69 (6)	56.23 (8)	1:23.51	+3.63	48.17
8	34	FRANCE Martin	LW9-1	SVK	27.58 (5)	56.10 (7)	1:23.76	+3.88	51.49
9	33	ALYABYEV Alexander	LW6/8-2	RUS	28.18 (13)	57.10 (12)	1:24.33	+4.45	59.05
10	50	SCHNEIDER CB	LW6/8-2	AUT	28.48 (15)	57.43 (13)	1:25.07	+5.19	68.87
11	37	VETROV Alexander	LW5/7-3	RUS	28.05 (10)	57.04 (11)	1:25.16	+5.28	70.07
12	42	PAJANTSCHITSCH Nico	LW6/8-2	AUT	28.28 (14)	57.74 (15)	1:25.67	+5.79	76.83
13	43	HALLAT Matt	LW2	CAN	27.82 (7)	56.94 (10)	1:25.95	+6.07	80.55
14	38	KOIKE Gakuta	LW6/8-2	JPN	28.07 (12)	57.44 (14)	1:26.21	+6.33	84.00
15	40	SCHORNSTEIN Kirk	LW6/8-1	CAN	28.72 (17)	57.87 (16)	1:26.57	+6.69	88.78
16	48	MISAWA Hiraku	LW2	JPN	28.81 (19)	58.13 (18)	1:26.89	+7.01	93.02
17	45	AMAFROI-BROISAT Cedric	LW4	FRA	28.80 (18)	58.12 (17)	1:26.97	+7.09	94.08
18	52	WUERZ Martin	LW6/8-2	AUT	28.65 (16)	58.25 (19)	1:27.64	+7.76	102.97
19	53	GREEN Ralph	LW2	USA	30.14 (20)	1:00.79 (20)	1:31.21	+11.33	150.35
Men Super-G Sitting									
1	65	PETERS Corey	LW12-1	NZL	26.44 (2)	53.51 (1)	1:20.41		7.03
2	59	FRANCOIS Frederic	LW11	FRA	26.34 (1)	53.96 (2)	1:21.20	+0.79	17.52
3	54	KURKA Andrew Earl	LW12-1	USA	27.02 (5)	54.93 (6)	1:21.32	+0.91	19.11
4	60	RABL Roman	LW12-1	AUT	27.30 (7)	54.94 (7)	1:21.51	+1.10	21.63
5	56	KANO Akira	LW11	JPN	26.89 (3)	54.63 (3)	1:21.74	+1.33	24.68
6	67	KREITER Georg	LW10-1	GER	26.92 (4)	54.91 (5)	1:21.85	+1.44	26.14
7	63	MORII Taiki	LW11	JPN	27.04 (6)	54.79 (4)	1:22.06	+1.65	28.93
8	61	KUNZ Christoph	LW10-1	SUI	27.84 (10)	56.02 (10)	1:22.86	+2.45	39.54
9	58	NOLTE Thomas	LW11	GER	27.49 (8)	55.64 (8)	1:23.12	+2.71	42.99
10	64	NATSUME Kenji	LW11	JPN	27.73 (9)	55.86 (9)	1:23.85	+3.44	52.68
11	72	SOKOLOVIC Dino	LW12-2	CRO	28.06 (12)	56.78 (12)	1:24.13	+3.72	56.40
12	68	MORE Cyril	LW12-1	FRA	28.16 (14)	56.47 (11)	1:24.61	+4.20	62.77
13	62	TABERLET Yohann	LW12-1	FRA	28.07 (13)	56.97 (13)	1:24.96	+4.55	67.41
14	57	WALKER Tyler	LW12-1	USA	28.40 (15)	58.06 (14)	1:26.20	+5.79	83.87

THU
5 MAR 2015
11:00

MEN'S SUPER-G

FINAL

OFFICIAL RESULTS As of 5 MAR 2015

Rank	Bib	Name	Sport Class	NPC Code	IT1	IT2	Result	Diff.	Race Pts.
Men Super-G Sitting									
15	69	DEVLIN-YOUNG Christopher	LW12-1	USA	27.98 (11)	58.35 (15)	1:26.23	+5.82	84.26
16	74	SNEESBY Ben	LW12-1	GBR	29.56 (18)	59.51 (19)	1:27.81	+7.40	105.23
17	70	OATWAY Kurt	LW12-1	CAN	31.01 (20)	58.58 (16)	1:27.86	+7.45	105.89
18	71	DORN Dietmar	LW11	AUT	29.85 (19)	1:00.19 (20)	1:30.27	+9.86	137.87

1st Run

Did not finish (4)

46	LUSCOMBE Braydon	LW2	CAN
51	MULDER Thomas	LW2	NED
66	SUZUKI Takeshi	LW12-2	JPN
73	ELLIOTT Joshua	LW12-2	USA

Disqualified (1)

55	BAMBUR Jasmin	LW11	USA	Gate: 38
----	---------------	------	-----	----------

Race Statistics

Entered members		54
Did not finish	4	4
Did not start		
Disqualified	1	1
In the ranking		49



BILL HICKS # USA.0550.500
IPC/FIS Technical Delegate

Legend:				
Diff.	Time behind ranked 1	FIS	International Ski Federation	ITn
NPC	National Paralympic Committee			Intermediate position n

PENALTY CALCULATION As of 5 MAR 2015

Best 10 at Finish

Rank	Bib	Name	NPC Code	Sport Class	IPCAS Points	Best 5	Race Pts.
1	36	BUGAEV Alexey	RUS	LW6/8-2	10.02	10.02	0.00
2	65	PETERS Corey	NZL	LW12-1	48.78		
3	59	FRANCOIS Frederic	FRA	LW11	43.23		
4	54	KURKA Andrew Earl	USA	LW12-1	45.75		
5	60	RABL Roman	AUT	LW12-1	30.34	30.34	21.63
6	41	LANZINGER Matthias	AUT	LW4	4.68	4.68	22.16
7	56	KANO Akira	JPN	LW11	7.03	7.03	24.68
8	67	KREITER Georg	GER	LW10-1	49.62		
9	47	PFYL Thomas	SUI	LW9-2	37.11		
10	63	MORII Taiki	JPN	LW11	11.08	11.08	28.93

Best 5 IPCAS Points at Start

Rank	Bib	Name	NPC Code	Sport Class	IPCAS Points
11	35	SALCHER Markus	AUT	LW9-1	0.00
41	28	BATHUM Mark	USA	B2	2.30
6	41	LANZINGER Matthias	AUT	LW4	4.68
7	56	KANO Akira	JPN	LW11	7.03
1	36	BUGAEV Alexey	RUS	LW6/8-2	10.02

TOTALS:		
IPCAS Points of best 5 at Start (B)	24.03	
IPCAS Points of best 5 at Finish in Top 10(A)		63.15
Race Points of corresponding competitors (C)		97.40
Calculated penalty (A+B-C):10 =>	-1.022	
Rounded	-1.02	
Category Adder	0.00	
Calculated Penalty	-1.02	
Penalty Applied	0.00	



BILL HICKS # USA.0550.500
IPC/FIS Technical Delegate

Legend:				
DNFn	Did not finish (Run n)	DNSn	Did not start (Run n)	DNQ1
DSQn	Disqualified (Run n)			Did not qualify for Run 2

WED
4 MAR 2015
11:00

WOMEN'S DOWNHILL

FINAL

OFFICIAL RESULTS As of 4 MAR 2015

Jury

IPC/FIS Technical Delegate	HICKS BILL	USA
IPCAS Race Director	CARBONELL JORDI	IPC
Referee	CARBONELL JORDI	ESP
Assistant Referee	MCALLISTER TONY	USA
Chief of Race	SERWA BRAD	CAN
Start Referee	HALES SANDIE	CAN
Finish Referee	SERWA TERRI	CAN
Chief of Timing	KAFKA DUSAN	CAN
Chief of Gate Judges	BRIGGS DONNA	CAN

Technical Data

Course Name	ROLLERCOASTER
Start Altitude	1913 m
Finish Altitude	1241 m
Vertical Drop	672 m
Course length	2278 m
Homologation Number	1034/11/13
Timing device	ALGE 8001

Race Information

Course Setter	LABRIE JEAN SEBASTIAN	CAN
Number of Gates	38	
Turning Gates	31	
Start Time	11:00	
Forerunners	A- WATANABE T	JPN
	B- NORTON G	CAN
	C- SHARP K	CAN
	D- HOFFOS C	CAN

WEATHER DATA

	At Start	At Finish
Weather	Sky Clear	Sky Clear
Snow	Hard packed	Hard packed
Temperature	-9.0 °C	-9.0 °C

Penalty:	0.00	F-Value: 1330
IPC/FIS codex:	5515	

Number of Competitors: 17, Number of NPCs: 10

Rank	Bib	Name	Sport Class	NPC Code	IT1	IT2	Result	Diff.	Race Pts.
------	-----	------	-------------	----------	-----	-----	--------	-------	-----------

Women Downhill Visually Impaired

1	2	PERRINE Melissa <i>Guide: BOR Andrew</i>	B2	AUS	44.28 (1)	1:15.81 (1)	1:45.80		186.15
2	1	UMSTEAD Danelle <i>Guide: UMSTEAD Robert</i>	B2	USA	45.05 (2)	1:16.71 (2)	1:46.32	+0.52	193.60
3	3	FRANTCEVA Aleksandra <i>Guide: PLIASKIN Semen</i>	B2	RUS	45.37 (3)	1:19.30 (3)	1:51.57	+5.77	268.84

Women Downhill Standing

1	8	BOCHET Marie	LW6/8-2	FRA	40.52 (1)	1:08.03 (1)	1:32.81		0.00
2	4	ROTHFUSS Andrea	LW6/8-2	GER	41.50 (2)	1:10.53 (2)	1:36.83	+4.02	57.61
3	5	PAPULOVA Mariia	LW6/8-2	RUS	43.76 (4)	1:14.21 (4)	1:42.12	+9.31	133.42
4	7	JOCHEMSEN Anna	LW2	NED	44.91 (6)	1:15.54 (5)	1:44.75	+11.94	171.10
5	6	MEDVEDEVA Inga	LW2	RUS	44.75 (5)	1:16.29 (6)	1:45.40	+12.59	180.42
6	12	LATIMER Erin	LW6/8-2	CAN	45.31 (8)	1:17.17 (7)	1:46.14	+13.33	191.02
7	11	RAMSAY Alana	LW9-2	CAN	46.80 (9)	1:19.71 (8)	1:50.82	+18.01	258.09

Women Downhill Sitting

1	16	LOESCH Claudia	LW11	AUT	50.22 (3)	1:08.23 (1)	1:33.29		6.88
---	----	----------------	------	-----	-----------	-------------	----------------	--	------

WED
4 MAR 2015
11:00

WOMEN'S DOWNHILL

FINAL

OFFICIAL RESULTS As of 4 MAR 2015

Rank	Bib	Name	Sport Class	NPC Code	IT1	IT2	Result	Diff.	Race Pts.
Women Downhill Sitting									
2	17	MURAOKA Momoka	LW10-2	JPN	40.04 (1)	1:09.41 (2)	1:35.95	+2.66	45.00
3	14	SCHAFFELHUBER Anna	LW10-2	GER		1:11.90 (3)	1:38.06	+4.77	75.23
4	15	STEPHENS Laurie	LW12-1	USA	49.70 (2)	1:17.27 (4)	1:47.53	+14.24	210.94

1st Run

Did not finish (3)

9	JALLEN Stephanie	LW9-1	USA
10	SCHWARTZ Melanie	LW2	USA
13	VALEANU Laura	LW4	ROU

Race Statistics

Entered members		17
Did not finish	3	3
Did not start		
Disqualified		
In the ranking		14



BILL HICKS # USA.5515.500
IPC/FIS Technical Delegate

Legend:				
Diff.	Time behind ranked 1	FIS	International Ski Federation	ITn
NPC	National Paralympic Committee			Intermediate position n

PENALTY CALCULATION As of 4 MAR 2015

Best 10 at Finish

Rank	Bib	Name	NPC Code	Sport Class	IPCAS Points	Best 5	Race Pts.
1	8	BOCHET Marie	FRA	LW6/8-2	0.00	0.00	0.00
2	16	LOESCH Claudia	AUT	LW11	5.84	5.84	6.88
3	17	MURAOKA Momoka	JPN	LW10-2			
4	4	ROTHFUSS Andrea	GER	LW6/8-2	4.26	4.26	57.61
5	14	SCHAFFELHUBER Anna	GER	LW10-2	3.31	3.31	75.23
6	5	PAPULOVA Mariia	RUS	LW6/8-2	85.17		
7	7	JOCHEMSEN Anna	NED	LW2	72.40		
8	6	MEDVEDEVA Inga	RUS	LW2	0.00	0.00	180.42
9	2	PERRINE Melissa	AUS	B2	80.77		
10	12	LATIMER Erin	CAN	LW6/8-2	225.02		

Best 5 IPCAS Points at Start

Rank	Bib	Name	NPC Code	Sport Class	IPCAS Points
8	6	MEDVEDEVA Inga	RUS	LW2	0.00
1	8	BOCHET Marie	FRA	LW6/8-2	0.00
5	14	SCHAFFELHUBER Anna	GER	LW10-2	3.31
4	4	ROTHFUSS Andrea	GER	LW6/8-2	4.26
2	16	LOESCH Claudia	AUT	LW11	5.84

TOTALS:		
IPCAS Points of best 5 at Start (B)	13.41	
IPCAS Points of best 5 at Finish in Top 10(A)		13.41
Race Points of corresponding competitors (C)		320.14
Calculated penalty (A+B-C):10 =>	-29.332	
Rounded	-29.33	
Category Adder	0.00	
Calculated Penalty	-29.33	
Penalty Applied	0.00	



BILL HICKS # USA.5515.500
IPC/FIS Technical Delegate

Legend:				
DNFn	Did not finish (Run n)	DNSn	Did not start (Run n)	DNQ1
DSQn	Disqualified (Run n)			Did not qualify for Run 2

SUN
8 MAR 2015
14:30

WOMEN'S GIANT SLALOM

FINAL

OFFICIAL RESULTS As of 8 MAR 2015

Jury

IPC/FIS Technical Delegate	HICKS BILL	USA
IPCAS Race Director	CARBONELL JORDI	IPC
Referee	CARBONELL JORDI	ESP
Chief of Race	STEEVES LLOYD	CAN
Start Referee	DICKSON JUDY	CAN
Finish Referee	SERWA TERRI	CAN
Chief of Timing	KAFKA DUSAN	CAN
Chief of Gate Judges	BRIGGS DONNA	CAN
Video Controller	SAWICKI OZZIE	CAN

Technical Data

Course Name	SKYLINE/OLDTIMER
Start Altitude	1562 m
Finish Altitude	1230 m
Vertical Drop	332 m
Homologation Number	10318/11/11
Timing device	ALGE 8001

Race Information 1st Run

Course Setter	DIGRUBER ERIC	AUT
Number of Gates	39	
Turning Gates	37	
Start Time	10:00	
Forerunners	A- DUECK J	CAN
	B- NORTON G	CAN
	C- WATANABE T	JPN

Race Information 2nd Run

Course Setter	BRUHIN BJORN	SUI
Number of Gates	40	
Turning Gates	38	
Start Time	14:30	
Forerunners	A- DUECK J	CAN
	B- NORTON G	CAN
	C- WATANABE T	JPN

WEATHER DATA

	At Start	At Finish	At Start	At Finish
Weather	Sunny	Sunny	Sunny	Sunny
Snow	Hard packed	Hard packed	Hard packed	Hard packed
Temperature	-4.0 °C	-4.0 °C	8.0 °C	8.0 °C

Penalty:	0.00	F-Value: 870
IPC/FIS codex:	5518	

Number of Competitors: 26, Number of NPCs: 13

Rank	Bib	Name	Sport Class	NPC Code	1st RUN	IT1	IT2	2nd RUN	Result	Diff.	Race Pts.
------	-----	------	-------------	----------	---------	-----	-----	---------	--------	-------	-----------

Women Giant Slalom Visually Impaired

1	2	FRANTCEVA Aleksandra <i>Guide: PLIASKIN Semen</i>	B2	RUS	1:14.48 (2)	26.44 (1)	50.51 (1)	1:09.57 (2)	2:24.05		82.09
2	3	KNIGHT Millie <i>Guide: KEHOE Jen</i>	B2	GBR	1:12.90 (1)	28.64 (3)	53.04 (3)	1:11.49 (3)	2:24.39	+0.34	84.34
3	1	PERRINE Melissa <i>Guide: BOR Andrew</i>	B2	AUS	1:16.04 (3)	27.36 (2)	51.04 (2)	1:09.37 (1)	2:25.41	+1.36	91.08
4	6	DESSART Marie-Morgane <i>Guide: STRUMAN Alain</i>	B3	BEL	1:25.58 (4)	30.94 (4)	58.37 (4)	1:18.93 (4)	2:44.51	+20.46	217.32

Women Giant Slalom Standing

1	18	BOCHET Marie	LW6/8-2	FRA	1:07.11 (1)	25.78 (1)	47.93 (1)	1:04.52 (2)	2:11.63		0.00
2	8	ROTHFUSS Andrea	LW6/8-2	GER	1:09.63 (2)	26.48 (2)	48.17 (2)	1:04.41 (1)	2:14.04	+2.41	15.93
3	14	JALLEN Stephanie	LW9-1	USA	1:12.20 (4)	27.63 (4)	51.30 (6)	1:08.29 (3)	2:20.49	+8.86	58.56
4	10	SMARZOVA Petra	LW6/8-2	SVK	1:11.81 (3)	27.63 (4)	51.23 (5)	1:08.73 (5)	2:20.54	+8.91	58.89
5	16	PAPULOVA Mariia	LW6/8-2	RUS	1:12.96 (5)	27.85 (6)	51.21 (4)	1:08.46 (4)	2:21.42	+9.79	64.71
6	17	KHOROSHEVA Anastasia	LW9-2	RUS	1:14.51 (8)	27.22 (3)	50.67 (3)	1:08.87 (6)	2:23.38	+11.75	77.66
7	9	RAMSAY Alana	LW9-2	CAN	1:13.04 (6)	28.47 (7)	52.51 (8)	1:10.70 (8)	2:23.74	+12.11	80.04
8	12	VALEANU Laura	LW4	ROU	1:15.39 (9)	28.63 (8)	51.94 (7)	1:10.40 (7)	2:25.79	+14.16	93.59

SUN
8 MAR 2015
14:30

WOMEN'S GIANT SLALOM

FINAL

OFFICIAL RESULTS As of 8 MAR 2015

Rank	Bib	Name	Sport Class	NPC Code	1st RUN	IT1	IT2	2nd RUN	Result	Diff.	Race Pts.
Women Giant Slalom Standing											
9	7	MEDVEDEVA Inga	LW2	RUS	1:14.09 (7)	28.63 (8)	53.60 (9)	1:12.11 (9)	2:26.20	+14.57	96.30
10	19	SCHABER Katrina	LW9-2	USA	1:26.55 (10)	30.00 (10)	56.62 (10)	1:16.98 (10)	2:43.53	+31.90	210.84
Women Giant Slalom Sitting											
1	21	SCHAFFELHUBER Anna	LW10-2	GER	1:09.50 (1)	26.39 (1)	48.80 (1)	1:05.32 (1)	2:14.82		21.08
2	22	LOESCH Claudia	LW11	AUT	1:11.38 (2)	26.96 (2)	49.06 (2)	1:05.64 (2)	2:17.02	+2.20	35.62
3	23	MURAOKA Momoka	LW10-2	JPN	1:15.44 (3)	27.78 (3)	51.36 (3)	1:08.02 (3)	2:23.46	+8.64	78.19
4	25	FORSTER Anna-Lena	LW12-1	GER	1:18.36 (4)	28.54 (4)	53.10 (4)	1:11.76 (4)	2:30.12	+15.30	122.21
5	24	STEPHENS Laurie	LW12-1	USA	1:19.69 (5)	28.84 (5)	54.76 (5)	1:13.33 (5)	2:33.02	+18.20	141.38

1st Run

Did not finish (6)

4	UMSTEAD Danelle	B2	USA
11	SCHWARTZ Melanie	LW2	USA
13	JOCHENSEN Anna	LW2	NED
15	LATIMER Erin	LW6/8-2	CAN
20	JOINES Kimberly	LW12-1	CAN
26	PENDERGAST Victoria	LW12-1	AUS

Disqualified (1)

5	SANA Eleonor	B3	BEL
---	--------------	----	-----

Race Statistics

Entered members	1st Run	2nd Run	26
Did not qualify			
Did not finish	6		6
Did not start			
Disqualified	1		1
In the ranking			19



BILL HICKS # USA.5518.500
IPC/FIS Technical Delegate

Legend:				
Diff.	Time behind ranked 1	FIS	International Ski Federation	ITn
NPC	National Paralympic Committee			Intermediate position n

PENALTY CALCULATION As of 8 MAR 2015

Best 10 at Finish

Rank	Bib	Name	NPC Code	Sport Class	IPCAS Points	Best 5	Race Pts.
1	18	BOCHET Marie	FRA	LW6/8-2	0.00	0.00	0.00
2	8	ROTHFUSS Andrea	GER	LW6/8-2	0.00	0.00	15.93
3	21	SCHAFFELHUBER Anna	GER	LW10-2	10.49	10.49	21.08
4	22	LOESCH Claudia	AUT	LW11	38.59	38.59	35.62
5	14	JALLEN Stephanie	USA	LW9-1	52.95		
6	10	SMARZOVA Petra	SVK	LW6/8-2	59.23		
7	16	PAPULOVA Mariia	RUS	LW6/8-2	52.15	52.15	64.71
8	17	KHOROSHEVA Anastasia	RUS	LW9-2	98.31		
9	23	MURAOKA Momoka	JPN	LW10-2	86.17		
10	9	RAMSAY Alana	CAN	LW9-2	70.77		

Best 5 IPCAS Points at Start

Rank	Bib	Name	NPC Code	Sport Class	IPCAS Points
2	8	ROTHFUSS Andrea	GER	LW6/8-2	0.00
1	18	BOCHET Marie	FRA	LW6/8-2	0.00
3	21	SCHAFFELHUBER Anna	GER	LW10-2	10.49
4	22	LOESCH Claudia	AUT	LW11	38.59
7	16	PAPULOVA Mariia	RUS	LW6/8-2	52.15

TOTALS:		
IPCAS Points of best 5 at Start (B)	101.23	
IPCAS Points of best 5 at Finish in Top 10(A)		101.23
Race Points of corresponding competitors (C)		137.34
Calculated penalty (A+B-C):10 =>	6.512	
Rounded	6.51	
Category Adder	0.00	
Calculated Penalty	6.51	
Penalty Applied	0.00	



BILL HICKS # USA.5518.500
IPC/FIS Technical Delegate

Legend:				
DNFn	Did not finish (Run n)	DNSn	Did not start (Run n)	DNQ1
DSQn	Disqualified (Run n)			Did not qualify for Run 2

TUE
10 MAR 2015
14:30

WOMEN'S SLALOM

FINAL

OFFICIAL RESULTS As of 10 MAR 2015**Jury**

IPC/FIS Technical Delegate	HICKS BILL	USA
IPCAS Race Director	CARBONELL JORDI	IPC
Referee	CARBONELL JORDI	ESP
Chief of Race	STEEVES LLOYD	CAN
Start Referee	DICKSON JUDY	CAN
Finish Referee	SERWA TERRI	CAN
Chief of Timing	KAFKA DUSAN	CAN
Chief of Gate Judges	BRIGGS DONNA	CAN
Video Controller	SAWICKI OZZIE	CAN

Technical Data

Course Name	HAYFEVER
Start Altitude	1420 m
Finish Altitude	1230 m
Vertical Drop	190 m
Homologation Number	8643/10/07
Timing device	ALGE 8001

Race Information 1st Run

Course Setter	WOLF JUSTUS	GER
Number of Gates	58	
Turning Gates	56	
Start Time	10:00	
Forerunners	A- STUTZ P	CAN
	B- SMART A	CAN
	C- GILLESPIE M	CAN
	D- WATANABE T	JPN

Race Information 2nd Run

Course Setter	SHIDO KAZUSHI	JPN
Number of Gates	57	
Turning Gates	55	
Start Time	14:30	
Forerunners	A- STUTZ P	CAN
	B- SMART A	CAN
	C- GILLESPIE M	CAN
	D- WATANABE T	JPN

WEATHER DATA

	At Start	At Finish	At Start	At Finish
Weather	Sky Clear	Sky Clear	Sunny	Sunny
Snow	Icy	Icy	Icy	Icy
Temperature	-2.0 °C	-2.0 °C	11.0 °C	11.0 °C

Penalty:	0.00	F-Value: 610
IPC/FIS codex:	5519	

Number of Competitors: 27, Number of NPCs: 14

Rank	Bib	Name	Sport Class	NPC Code	1st RUN	IT1	2nd RUN	Result	Diff.	Race Pts.
------	-----	------	-------------	----------	---------	-----	---------	--------	-------	-----------

Women Slalom Visually Impaired

1	2	FRANTCEVA Aleksandra Guide: PLIASKIN Semen	B2	RUS	1:02.64 (1)	34.62 (1)	1:00.67 (2)	2:03.31		23.85
2	3	PERRINE Melissa Guide: BOR Andrew	B2	AUS	1:04.51 (2)	35.11 (2)	59.99 (1)	2:04.50	+1.19	29.97
3	1	KNIGHT Millie Guide: KEHOE Jen	B2	GBR	1:08.79 (3)	38.59 (3)	1:05.02 (3)	2:13.81	+10.50	77.82
4	4	UMSTEAD Danelle Guide: UMSTEAD Robert	B2	USA	1:19.76 (4)	43.58 (4)	1:12.57 (4)	2:32.33	+29.02	173.02

Women Slalom Standing

1	17	BOCHET Marie	LW6/8-2	FRA	1:02.86 (2)	33.49 (1)	55.81 (1)	1:58.67		0.00
2	8	PAPULOVA Mariia	LW6/8-2	RUS	1:02.85 (1)	36.12 (2)	1:01.37 (2)	2:04.22	+5.55	28.53
3	15	VALEANU Laura	LW4	ROU	1:06.43 (4)	36.94 (3)	1:03.12 (4)	2:09.55	+10.88	55.93
4	12	MEDVEDEVA Inga	LW2	RUS	1:09.70 (7)	37.51 (4)	1:02.02 (3)	2:11.72	+13.05	67.08
5	9	KHOROSHEVA Anastasia	LW9-2	RUS	1:08.42 (5)	37.51 (4)	1:04.34 (6)	2:12.76	+14.09	72.43
6	18	LATIMER Erin	LW6/8-2	CAN	1:09.01 (6)	37.95 (6)	1:04.10 (5)	2:13.11	+14.44	74.23
7	11	SCHWARTZ Melanie	LW2	USA	1:35.88 (8)	44.07 (8)	1:12.81 (8)	2:48.69	+50.02	257.12

TUE
10 MAR 2015
14:30

WOMEN'S SLALOM

FINAL

OFFICIAL RESULTS As of 10 MAR 2015

Rank	Bib	Name	Sport Class	NPC Code	1st RUN	IT1	2nd RUN	Result	Diff.	Race Pts.
------	-----	------	-------------	----------	---------	-----	---------	--------	-------	-----------

Women Slalom Standing

8	14	SCHABER Katrina	LW9-2	USA	1:55.72 (9)	42.97 (7)	1:11.40 (7)	3:07.12	+1:08.45	351.85
---	----	-----------------	-------	-----	-------------	-----------	-------------	----------------	----------	--------

Women Slalom Sitting

1	22	LOESCH Claudia	LW11	AUT	1:05.02 (2)	34.69 (2)	58.26 (2)	2:03.28		23.70
2	25	SCHAFFELHUBER Anna	LW10-2	GER	1:05.85 (3)	34.01 (1)	57.53 (1)	2:03.38	+0.10	24.21
3	23	FORSTER Anna-Lena	LW12-1	GER	1:03.60 (1)	36.40 (3)	1:00.71 (3)	2:04.31	+1.03	28.99
4	26	MURAOKA Momoka	LW10-2	JPN	1:14.63 (4)	38.57 (4)	1:06.90 (5)	2:21.53	+18.25	117.51
5	24	STEPHENS Laurie	LW12-1	USA	1:21.69 (5)	39.73 (5)	1:06.76 (4)	2:28.45	+25.17	153.08
6	27	PENDERGAST Victoria	LW12-1	AUS	1:23.14 (6)	45.84 (6)	1:20.08 (6)	2:43.22	+39.94	229.00

1st Run**Did not finish**

5	SANA Eleonor	B3	BEL
10	JOCHENSEN Anna	LW2	NED
16	ROTHFUSS Andrea	LW6/8-2	GER
19	SMARZOVA Petra	LW6/8-2	SVK
20	KAZAZIC Ilma	LW3	BIH
21	JOINES Kimberly	LW12-1	CAN

2nd Run**Did not finish**

6	DESSART Marie-Morgane	B3	BEL
7	JALLEN Stephanie	LW9-1	USA

Disqualified

13	RAMSAY Alana	LW9-2	CAN	Gate: 55
----	--------------	-------	-----	----------

Race Statistics

Entered members			27
	1st Run	2nd Run	
Did not qualify			
Did not finish	6	2	8
Did not start			
Disqualified	1		1
In the ranking			18

BILL HICKS # USA.5519.500
IPC/FIS Technical Delegate

Legend:	Time behind ranked 1	FIS	International Ski Federation	ITn	Intermediate position n
Diff.					
NPC	National Paralympic Committee				

PENALTY CALCULATION As of 10 MAR 2015

Best 10 at Finish

Rank	Bib	Name	NPC Code	Sport Class	IPCAS Points	Best 5	Race Pts.
1	17	BOCHET Marie	FRA	LW6/8-2	0.00	0.00	0.00
2	22	LOESCH Claudia	AUT	LW11	12.08	12.08	23.70
3	2	FRANTCEVA Aleksandra	RUS	B2	19.54	19.54	23.85
4	25	SCHAFFELHUBER Anna	GER	LW10-2	2.50	2.50	24.21
5	8	PAPULOVA Mariia	RUS	LW6/8-2	40.49		
6	23	FORSTER Anna-Lena	GER	LW12-1	48.43		
7	3	PERRINE Melissa	AUS	B2	66.67		
8	15	VALEANU Laura	ROU	LW4	58.22		
9	12	MEDVEDEVA Inga	RUS	LW2	34.51	34.51	67.08
10	9	KHOROSHEVA Anastasia	RUS	LW9-2	96.85		

Best 5 IPCAS Points at Start

Rank	Bib	Name	NPC Code	Sport Class	IPCAS Points
1	17	BOCHET Marie	FRA	LW6/8-2	0.00
4	25	SCHAFFELHUBER Anna	GER	LW10-2	2.50
DNF1	16	ROTHFUSS Andrea	GER	LW6/8-2	7.00
2	22	LOESCH Claudia	AUT	LW11	12.08
DNF2	7	JALLEN Stephanie	USA	LW9-1	17.97

TOTALS:

IPCAS Points of best 5 at Start (B)	39.55	
IPCAS Points of best 5 at Finish in Top 10(A)		68.63
Race Points of corresponding competitors (C)		138.84

Calculated penalty (A+B-C):10 =>	-3.066
Rounded	-3.07
Category Adder	0.00
Calculated Penalty	-3.07
Penalty Applied	0.00



BILL HICKS # USA.5519.500
IPC/FIS Technical Delegate

Legend:				
DNFn	Did not finish (Run n)	DNSn	Did not start (Run n)	DNQ1
DSQn	Disqualified (Run n)			Did not qualify for Run 2

SAT
7 MAR 2015
14:30

WOMEN'S SUPER COMBINED

FINAL

OFFICIAL RESULTS As of 7 MAR 2015

Jury			Technical Data		Super-G	Slalom
IPC/FIS Technical Delegate	HICKS BILL	USA	Course Name	ROLLERCOASTER	SKYLINE/OLDTIMER	
IPCAS Race Director	CARBONELL JORDI	IPC	Start Altitude	1818 m	1373 m	
Referee	CARBONELL JORDI	ESP	Finish Altitude	1241 m	1230 m	
Chief of Race	SERWA BRAD	CAN	Vertical Drop	577 m	143 m	
Start Referee	HALES SANDIE	CAN	Homologation Number	11035/11/13	10319/11/11	
Finish Referee	SERWA TERRI	CAN	Timing device	ALGE 8001	ALGE 8001	
Chief of Timing	KAFKA DUSAN	CAN				
Chief of Gate Judges	BRIGGS DONNA	CAN				
Video Controller	SAWICKI OZZIE	CAN				

Race Information Super-G			Race Information Slalom		
Course Setter	JARDINE KEVIN	USA	Course Setter	CHARRIERE MICHAEL	FRA
Number of Gates	37		Number of Gates	48	
Turning Gates	37		Turning Gates	47	
Start Time	10:30		Start Time	14:30	
Forerunners	A- WATANABE T	JPN	Forerunners	A- WATANABE T	JPN
	B- NORTON G	CAN		B- NORTON G	CAN
	C- MARCOUX B	CAN		C- MARCOUX B	CAN

WEATHER DATA	At Start	At Finish	At Start	At Finish
Weather	Partly cloudy	Partly cloudy	Sunny	Sunny
Snow	Hard packed	Hard packed	Hard packed	Hard packed
Temperature	1.0 °C	1.0 °C	6.0 °C	6.0 °C

Penalty:	0.00	F-Value: 1130
IPC/FIS codex:	5517	

Number of Competitors: 19, Number of NPCs: 11

Rank	Bib	Name	Sport Class	NPC Code	Super-G	IT1	Slalom	Result	Diff.	Race Pts.
Women Super Combined Visually Impaired										
1	3	PERRINE Melissa <i>Guide: BOR Andrew</i>	B2	AUS	1:27.92 (1)	23.22 (2)	46.26 (1)	2:14.18		101.01
2	1	FRANTCEVA Aleksandra <i>Guide: PLIASKIN Semen</i>	B2	RUS	1:30.68 (2)	22.92 (1)	46.27 (2)	2:16.95	+2.77	126.42
3	2	UMSTEAD Danelle <i>Guide: UMSTEAD Robert</i>	B2	USA	1:31.01 (3)	25.68 (3)	51.19 (3)	2:22.20	+8.02	174.59
Women Super Combined Standing										
1	4	BOCHET Marie	LW6/8-2	FRA	1:20.15 (1)	21.65 (1)	43.02 (1)	2:03.17		0.00
2	5	ROTHFUSS Andrea	LW6/8-2	GER	1:23.29 (2)	23.20 (4)	46.29 (4)	2:09.58	+6.41	58.81
3	6	JOCHEMSEN Anna	LW2	NED	1:28.03 (4)	22.49 (2)	44.49 (2)	2:12.52	+9.35	85.78
4	9	JALLEN Stephanie	LW9-1	USA	1:28.43 (6)	22.64 (3)	44.76 (3)	2:13.19	+10.02	91.93
5	8	PAPULOVA Mariia	LW6/8-2	RUS	1:26.90 (3)	23.91 (9)	47.99 (7)	2:14.89	+11.72	107.52
6	7	MEDVEDEVA Inga	LW2	RUS	1:30.40 (8)	23.70 (6)	46.80 (5)	2:17.20	+14.03	128.72
7	12	LATIMER Erin	LW6/8-2	CAN	1:29.60 (7)	24.28 (10)	48.87 (9)	2:18.47	+15.30	140.37
8	13	RAMSAY Alana	LW9-2	CAN	1:31.04 (9)	23.83 (8)	48.13 (8)	2:19.17	+16.00	146.79
9	10	SMARZOVA Petra	LW6/8-2	SVK	1:33.15 (10)	23.71 (7)	47.15 (6)	2:20.30	+17.13	157.16
10	11	SCHWARTZ Melanie	LW2	USA	1:35.51 (11)	24.69 (11)	49.64 (10)	2:25.15	+21.98	201.65

SAT
7 MAR 2015
14:30

WOMEN'S SUPER COMBINED

FINAL

OFFICIAL RESULTS As of 7 MAR 2015

Rank	Bib	Name	Sport Class	NPC Code	Super-G	IT1	Slalom	Result	Diff.	Race Pts.
Women Super Combined Sitting										
1	16	LOESCH Claudia	LW11	AUT	1:20.73 (1)	22.24 (1)	44.06 (1)	2:04.79		14.86
2	15	SCHAFFELHUBER Anna	LW10-2	GER	1:22.00 (2)	22.28 (2)	44.10 (2)	2:06.10	+1.31	26.88
3	18	STEPHENS Laurie	LW12-1	USA	1:27.33 (3)	25.18 (4)	50.45 (4)	2:17.78	+12.99	134.04
4	19	MURAOKA Momoka	LW10-2	JPN	1:28.07 (4)	26.21 (5)	51.89 (5)	2:19.96	+15.17	154.04
5	17	FORSTER Anna-Lena	LW12-1	GER	1:32.58 (5)	25.08 (3)	47.58 (3)	2:20.16	+15.37	155.87

Slalom

Disqualified (1)

14 VALEANU Laura LW4 ROU Gate: 48

Race Statistics

Entered members			19
	1st Run	2nd Run	
Did not qualify			
Did not finish			
Did not start			
Disqualified		1	1
In the ranking			18



BILL HICKS # USA.5517.500
IPC/FIS Technical Delegate

Legend:				
Diff.	Time behind ranked 1	FIS	International Ski Federation	ITn
NPC	National Paralympic Committee			Intermediate position n

PENALTY CALCULATION As of 7 MAR 2015

Best 10 at Finish

Rank	Bib	Name	NPC Code	Sport Class	IPCAS Points	Best 5	Race Pts.
1	4	BOCHET Marie	FRA	LW6/8-2	0.00	0.00	0.00
2	16	LOESCH Claudia	AUT	LW11	47.01	47.01	14.86
3	15	SCHAFFELHUBER Anna	GER	LW10-2	13.61	13.61	26.88
4	5	ROTHFUSS Andrea	GER	LW6/8-2	15.05	15.05	58.81
5	6	JOCHEMSEN Anna	NED	LW2	68.19		
6	9	JALLEN Stephanie	USA	LW9-1	101.68		
7	3	PERRINE Melissa	AUS	B2	220.85		
8	8	PAPULOVA Mariia	RUS	LW6/8-2	85.80		
9	1	FRANTCEVA Aleksandra	RUS	B2	68.28		
10	7	MEDVEDEVA Inga	RUS	LW2	46.18	46.18	128.72

Best 5 IPCAS Points at Start

Rank	Bib	Name	NPC Code	Sport Class	IPCAS Points
1	4	BOCHET Marie	FRA	LW6/8-2	0.00
3	15	SCHAFFELHUBER Anna	GER	LW10-2	13.61
4	5	ROTHFUSS Andrea	GER	LW6/8-2	15.05
10	7	MEDVEDEVA Inga	RUS	LW2	46.18
2	16	LOESCH Claudia	AUT	LW11	47.01

TOTALS:		
IPCAS Points of best 5 at Start (B)	121.85	
IPCAS Points of best 5 at Finish in Top 10(A)		121.85
Race Points of corresponding competitors (C)		229.27
Calculated penalty (A+B-C):10 =>	1.443	
Rounded	1.44	
Category Adder	0.00	
Calculated Penalty	1.44	
Penalty Applied	0.00	



BILL HICKS # USA.5517.500
IPC/FIS Technical Delegate

Legend:				
DNFn	Did not finish (Run n)	DNSn	Did not start (Run n)	DNQ1
DSQn	Disqualified (Run n)			Did not qualify for Run 2

THU
5 MAR 2015
11:00

WOMEN'S SUPER-G

FINAL

OFFICIAL RESULTS As of 5 MAR 2015

Jury

IPC/FIS Technical Delegate	HICKS BILL	USA
IPCAS Race Director	CARBONELL JORDI	IPC
Referee	CARBONELL JORDI	ESP
Assistant Referee	MCALLISTER TONY	USA
Chief of Race	SERWA BRAD	CAN
Start Referee	HALES SANDIE	CAN
Finish Referee	SERWA TERRI	CAN
Chief of Timing	KAFKA DUSAN	CAN
Chief of Gate Judges	BRIGGS DONNA	CAN

Technical Data

Course Name	ROLLERCOASTER
Start Altitude	1818 m
Finish Altitude	1241 m
Vertical Drop	577 m
Course length	2000 m
Homologation Number	11035/11/13
Timing device	ALGE 8001

Race Information

Course Setter	NAZAROV ALEX	RUS
Number of Gates	41	
Turning Gates	37	
Start Time	11:00	
Forerunners	A- WATANABE T	JPN
	B- NORTON G	CAN
	C- COLLOMBIN T	CAN
	D- HOFFOS C	CAN

WEATHER DATA

	At Start	At Finish
Weather	Sunny	Sunny
Snow	Hard packed	Hard packed
Temperature	-8.0 °C	-8.0 °C

Penalty:	0.00	F-Value: 1060
IPC/FIS codex:	5516	

Number of Competitors: 20, Number of NPCs: 11

Rank	Bib	Name	Sport Class	NPC Code	IT1	IT2	Result	Diff.	Race Pts.
------	-----	------	-------------	----------	-----	-----	--------	-------	-----------

Women Super-G Visually Impaired

1	2	PERRINE Melissa <i>Guide: BOR Andrew</i>	B2	AUS	30.30 (1)	1:02.52 (1)	1:33.52		109.41
2	3	UMSTEAD Danelle <i>Guide: UMSTEAD Robert</i>	B2	USA	31.82 (3)	1:05.43 (3)	1:37.55	+4.03	159.81
3	1	FRANTCEVA Aleksandra <i>Guide: PLIASKIN Semen</i>	B2	RUS	30.36 (2)	1:04.74 (2)	1:40.55	+7.03	197.32

Women Super-G Standing

1	7	BOCHET Marie	LW6/8-2	FRA	28.13 (1)	57.05 (1)	1:24.77		0.00
2	10	ROTHFUSS Andrea	LW6/8-2	GER	29.15 (2)	58.89 (2)	1:28.83	+4.06	50.77
3	6	PAPULOVA Mariia	LW6/8-2	RUS	31.30 (4)	1:02.29 (3)	1:33.60	+8.83	110.41
4	9	JALLEN Stephanie	LW9-1	USA	31.02 (3)	1:03.58 (4)	1:34.36	+9.59	119.92
5	13	VALEANU Laura	LW4	ROU	31.81 (8)	1:04.64 (6)	1:36.25	+11.48	143.55
6	4	JOCHEMSEN Anna	LW2	NED	31.51 (6)	1:03.72 (5)	1:36.26	+11.49	143.68
7	5	LATIMER Erin	LW6/8-2	CAN	31.43 (5)	1:04.74 (7)	1:37.16	+12.39	154.93
8	8	MEDVEDEVA Inga	LW2	RUS	31.75 (7)	1:05.19 (8)	1:38.45	+13.68	171.06
9	11	RAMSAY Alana	LW9-2	CAN	32.28 (10)	1:05.78 (9)	1:39.07	+14.30	178.81

OFFICIAL RESULTS As of 5 MAR 2015

Rank	Bib	Name	Sport Class	NPC Code	IT1	IT2	Result	Diff.	Race Pts.
Women Super-G Standing									
10	14	SMARZOVA Petra	LW6/8-2	SVK	32.24 (9)	1:06.90 (10)	1:40.69	+15.92	199.07
11	12	SCHWARTZ Melanie	LW2	USA	34.83 (11)	1:10.57 (11)	1:47.43	+22.66	283.35
Women Super-G Sitting									
1	17	SCHAFFELHUBER Anna	LW10-2	GER	28.87 (1)	58.96 (2)	1:27.65		36.01

1st Run

Did not finish (5)

15	LOESCH Claudia	LW11	AUT
16	STEPHENS Laurie	LW12-1	USA
18	MURAKA Momoka	LW10-2	JPN
19	FORSTER Anna-Lena	LW12-1	GER
20	PENDERGAST Victoria	LW12-1	AUS

Race Statistics

Entered members		20
Did not finish	5	5
Did not start		
Disqualified		
In the ranking		15



BILL HICKS # USA.5516.500
IPC/FIS Technical Delegate

Legend:				
Diff.	Time behind ranked 1	FIS	International Ski Federation	ITn
NPC	National Paralympic Committee			Intermediate position n

PENALTY CALCULATION As of 5 MAR 2015

Best 10 at Finish

Rank	Bib	Name	NPC Code	Sport Class	IPCAS Points	Best 5	Race Pts.
1	7	BOCHET Marie	FRA	LW6/8-2	0.00	0.00	0.00
2	17	SCHAFFELHUBER Anna	GER	LW10-2	3.09	3.09	36.01
3	10	ROTHFUSS Andrea	GER	LW6/8-2	5.00	5.00	50.77
4	2	PERRINE Melissa	AUS	B2	77.05		
5	6	PAPULOVA Mariia	RUS	LW6/8-2	59.56	59.56	110.41
6	9	JALLEN Stephanie	USA	LW9-1	77.73		
7	13	VALEANU Laura	ROU	LW4	111.95		
8	4	JOCHENSEN Anna	NED	LW2	79.66		
9	5	LATIMER Erin	CAN	LW6/8-2	84.59		
10	3	UMSTEAD Danelle	USA	B2	65.45	65.45	159.81

Best 5 IPCAS Points at Start

Rank	Bib	Name	NPC Code	Sport Class	IPCAS Points
1	7	BOCHET Marie	FRA	LW6/8-2	0.00
2	17	SCHAFFELHUBER Anna	GER	LW10-2	3.09
3	10	ROTHFUSS Andrea	GER	LW6/8-2	5.00
DNF1	15	LOESCH Claudia	AUT	LW11	13.37
11	8	MEDVEDEVA Inga	RUS	LW2	37.26

















TOTALS:		
IPCAS Points of best 5 at Start (B)	58.72	
IPCAS Points of best 5 at Finish in Top 10(A)		133.10
Race Points of corresponding competitors (C)		357.00
Calculated penalty (A+B-C):10 =>	-16.518	
Rounded	-16.52	
Category Adder	0.00	
Calculated Penalty	-16.52	
Penalty Applied	0.00	



BILL HICKS # USA.5516.500
IPC/FIS Technical Delegate

Legend:				
DNFn	Did not finish (Run n)	DNSn	Did not start (Run n)	DNQ1
DSQn	Disqualified (Run n)			Did not qualify for Run 2

Medal Standings

Rank	NPC	G	S	B	Total
1	 Russian Fed.	10	4	5	19
2	 France	5	1	1	7
3	 Germany	4	6	3	13
4	 Austria	3	7	2	12
5	 Australia	3	1	1	5
6	 New Zealand	2	1	0	3
7	 Japan	1	2	3	6
8	 Slovakia	1	1	2	4
9	 Canada	1	1	1	3
10	 United States	0	3	4	7
11	 Spain	0	1	2	3
12	 Great Britain	0	1	1	2
13	 Czech Republic	0	0	1	1
	 Netherlands	0	0	1	1
	 Romania	0	0	1	1
	 Switzerland	0	0	1	1