



World Para Athletics Junior Championships 2017 Nottwil/SUI

03. - 06.08.2017

Results

Anmerkung:

Die Zusammenstellung der digitalen Resultate hat ihren Ursprung in Original-Ergebnislisten oder ist eine Teilreproduktion.
Zum leichteren Auffinden von Einzelergebnissen kann sie mit „Lesezeichen“ versehen sein.
Erstellung von Gerhard Frank (Systemadministrator „parateX“)



World Para Athletics Junior Championships U18

Nottwil

Donnerstag, 3. August 2017 bis Sonntag, 6. August 2017

| Rang | Name | Club | Nat | Kla | Resultat | Wind | Disq | Pkt | Rek |
|------------------------------|-------------------------------------|----------------------|-----|-----|----------|------|--------|--------|-----|
| FI Discus F F32 - F34 | | | | | | | | | |
| 1 | Kosche Charleen | Germany | GER | F34 | 16.72 | | YC 8.2 | 605.00 | |
| 2 | Alkaabi Thekra | United Arab Emirates | UAE | F32 | 8.30 | | | 538.00 | |
| 3 | Sultan Shamma | United Arab Emirates | UAE | F33 | 3.01 | | | 5.00 | |
| 4 | Sultan Shaikha | United Arab Emirates | UAE | F33 | 2.90 | | | 4.00 | |
| FI Discus F F40 - F41 | | | | | | | | | |
| 1 | Vergara Quezada Guadalupe | Mexico | MEX | F41 | 18.20 | | | 332.00 | |
| 2 | Struklec Petra | Croatia | CRO | F40 | 11.23 | | | 257.00 | |
| FI Discus F F42 - F47 | | | | | | | | | |
| 1 | Ansari Fatemeh | Iran | IRI | F42 | 22.19 | | | 626.00 | |
| 2 | Ghasemi Marziyeh | Iran | IRI | F42 | 20.58 | | | 527.00 | |
| 3 | Lozano Mendez Kenya Nayeli | Mexico | MEX | F46 | 24.14 | | | 457.00 | |
| 4 | Villalobos Gomez Jennifer Guadalupe | Mexico | MEX | F46 | 21.40 | | | 316.00 | |
| FI Discus M F51 - F57 | | | | | | | | | |
| 1 | Pocekal Dominik | Croatia | CRO | F57 | 23.24 | | | 237.00 | |
| 2 | Alzuwehri Abdullah | Saudi Arabia | KSA | F51 | 3.44 | | | 22.00 | |
| FI Discus M F35 - F38 | | | | | | | | | |
| 1 | Shimbo Yamato | Japan | JPN | F37 | 38.81 | | | 598.00 | |
| 2 | Czarnecki Lukasz | Poland | POL | F37 | 32.52 | | | 348.00 | |
| 3 | Schwechheimer Lukas | Germany | GER | F37 | 31.15 | | | 295.00 | |
| 4 | Vimmer Michal | Czech Republic | CZE | F37 | 28.18 | | | 191.00 | |
| FI Discus M F11 - F13 | | | | | | | | | |
| 1 | Parodi Ignacio | Argentina | ARG | F12 | 41.86 | | | 861.00 | |
| 2 | Cruz Lopez Jose Eduardo | Mexico | MEX | F11 | 23.67 | | | 267.00 | |
| FI Discus M F42 - F47 | | | | | | | | | |
| 1 | Grolla Phil | Germany | GER | F46 | 39.30 | | | 700.00 | |
| 2 | Adamcik Martin | Czech Republic | CZE | F42 | 30.85 | | | 444.00 | |
| 3 | Sepahvandi Ali | Iran | IRI | F46 | 32.90 | | | 441.00 | |
| 4 | Alzahrani Sultan | Saudi Arabia | KSA | F46 | 27.89 | | | 236.00 | |
| 5 | Kaurin Erik Fabian | Croatia | CRO | F46 | 26.78 | | | 196.00 | |



World Para Athletics Junior Championships U18

Nottwil

Donnerstag, 3. August 2017 bis Sonntag, 6. August 2017

| Rang | Name | Club | Nat | Kla | Resultat | Wind | Disq | Pkt | Rek |
|--------------------------------|-------------------------------------|----------------------|-----|-----|----------|------|------|--------|-----|
| FI Shot put F F32 - F34 | | | | | | | | | |
| 1 | Kosche Charleen | Germany | GER | F34 | 6.10 | | | 552.00 | |
| 2 | Alkaabi Thekra | United Arab Emirates | UAE | F32 | 3.52 | | | 185.00 | |
| 3 | Sultan Shaikha | United Arab Emirates | UAE | F33 | 2.22 | | | 15.00 | |
| 4 | Sultan Shamma | United Arab Emirates | UAE | F33 | 1.54 | | | 1.00 | |
| FI Shot put F F40 - F41 | | | | | | | | | |
| 1 | Vergara Quezada Guadalupe | Mexico | MEX | F41 | 7.09 | | | 581.00 | |
| 2 | Struklec Petra | Croatia | CRO | F40 | 5.26 | | | 397.00 | |
| 3 | Morris Moesha Monique | Jamaica | JAM | F40 | 5.04 | | | 340.00 | |
| FI Shot put F F42 - F47 | | | | | | | | | |
| 1 | Ansari Fatemeh | Iran | IRI | F42 | 8.93 | | | 824.00 | |
| 2 | Villalobos Gomez Jennifer Guadalupe | Mexico | MEX | F46 | 8.46 | | | 505.00 | |
| 3 | Ghasemi Marziyeh | Iran | IRI | F42 | 6.07 | | | 284.00 | |
| FI Shot put M F51 - F57 | | | | | | | | | |
| 1 | Abareghi Aliasghar | Iran | IRI | F56 | 7.48 | | | 356.00 | |
| 2 | Pocskal Dominik | Croatia | CRO | F57 | 8.26 | | | 293.00 | |
| 3 | Abdulaziz Rahmatalla Saud | United Arab Emirates | UAE | F57 | 5.76 | | | 44.00 | |
| FI Shot put M F35 - F38 | | | | | | | | | |
| 1 | Shimbo Yamato | Japan | JPN | F37 | 11.98 | | | 670.00 | |
| 2 | Baharvand Aref | Iran | IRI | F36 | 11.01 | | | 591.00 | |
| 3 | Czarnecki Lukasz | Poland | POL | F37 | 11.04 | | | 526.00 | |
| 4 | Schwechheimer Lukas | Germany | GER | F37 | 10.10 | | | 373.00 | |
| 5 | Vimmer Michal | Czech Republic | CZE | F37 | 9.11 | | | 222.00 | |
| FI Shot put M F32 - F34 | | | | | | | | | |
| 1 | Hussain Ali | United Arab Emirates | UAE | F34 | 7.00 | | | 236.00 | |
| FI Shot put M F11 - F13 | | | | | | | | | |
| 1 | Parodi Ignacio | Argentina | ARG | F12 | 13.57 | | | 705.00 | |
| 2 | Cruz Lopez Jose Eduardo | Mexico | MEX | F11 | 8.55 | | | 323.00 | |
| FI Shot put M F40 - F41 | | | | | | | | | |
| 1 | Monteiro Miguel | Portugal | POR | F40 | 11.05 | | | 997.00 | |
| 2 | Pinnock Joshua William | Jamaica | JAM | F40 | 7.00 | | | 286.00 | |
| FI Shot put M F42 - F47 | | | | | | | | | |
| 1 | Grolla Phil | Germany | GER | F46 | 12.02 | | | 602.00 | |
| 2 | Kaurin Erik Fabian | Croatia | CRO | F46 | 9.98 | | | 289.00 | |
| 3 | Clinquart Simon | Belgium | BEL | F46 | 9.74 | | | 255.00 | |
| 4 | Alzahrani Sultan | Saudi Arabia | KSA | F46 | 9.62 | | | 238.00 | |
| 5 | Adamcik Martin | Czech Republic | CZE | F42 | 8.44 | | | 131.00 | |
| 6 | Sayyar Ali Asghar | Iran | IRI | F46 | 8.56 | | | 114.00 | |



World Para Athletics Junior Championships U18

Nottwil

Donnerstag, 3. August 2017 bis Sonntag, 6. August 2017

| Rang | Name | Club | Nat | Kla | Resultat | Wind | Disq | Pkt | Rek |
|-------------------------------|-------------------------------------|----------------------|-----|-----|----------|------|------|--------|-----|
| FI Javelin F F32 - F34 | | | | | | | | | |
| 1 | Kosche Charleen | Germany | GER | F34 | 9.57 | | | 105.00 | |
| FI Javelin F F40 - F41 | | | | | | | | | |
| 1 | Vergara Quezada Guadalupe | Mexico | MEX | F41 | 15.60 | | | 496.00 | |
| FI Javelin F F42 - F47 | | | | | | | | | |
| 1 | Lozano Mendez Kenya Nayeli | Mexico | MEX | F46 | 32.65 | | | 759.00 | |
| 2 | Villalobos Gomez Jennifer Guadalupe | Mexico | MEX | F46 | 27.88 | | | 584.00 | |
| FI Javelin M F51 - F57 | | | | | | | | | |
| 1 | Abdulaziz Rahmatalla Saud | United Arab Emirates | UAE | F57 | 8.25 | | | 2.00 | |
| FI Javelin M F35 - F38 | | | | | | | | | |
| 1 | Czarnecki Lukasz | Poland | POL | F37 | 42.61 | | | 825.00 | |
| 2 | Castro Ramirez Duvan Joel | Colombia | COL | F36 | 27.60 | | | 424.00 | |
| 3 | Vimmer Michal | Czech Republic | CZE | F37 | 24.27 | | | 169.00 | |
| FI Javelin M F11 - F13 | | | | | | | | | |
| 1 | Cruz Lopez Jose Eduardo | Mexico | MEX | F11 | 28.74 | | | 320.00 | |
| FI Javelin M F42 - F47 | | | | | | | | | |
| 1 | Sepahvandi Ali | Iran | IRI | F46 | 41.41 | | | 605.00 | |
| 2 | Clinquart Simon | Belgium | BEL | F46 | 25.52 | | | 111.00 | |
| 3 | Sayyar Ali Asghar | Iran | IRI | F46 | 22.36 | | | 57.00 | |



World Para Athletics Junior Championships U18

Nottwil

Donnerstag, 3. August 2017 bis Sonntag, 6. August 2017

| Rang | Name | Club | Nat | Kla | Resultat | Wind | Disq | Pkt | Rek |
|----------------------------------|--------------------|----------------------|-----|-----|----------|------|------|--------|-----|
| FI Club throw F F31 - F51 | | | | | | | | | |
| 1 | Alkaabi Thekra | United Arab Emirates | UAE | F32 | 13.98 | | | 450.00 | |
| FI Club throw M F31 - F51 | | | | | | | | | |
| 1 | Alzuwehri Abdullah | Saudi Arabia | KSA | F51 | 14.38 | | | 163.00 | |

**World Para Athletics Junior Championships U18**

Nottwil

Donnerstag, 3. August 2017 bis Sonntag, 6. August 2017

| Rang | Name | Club | Nat | Kla | Resultat Wind Disq | Pkt | Rek |
|------------------------------|------------------------------------|--------------------------|-----|-----|--------------------|--------|-----|
| Long jump F F35 - F38 | | | | | | | |
| 1 | Schneider Annegret | Germany | GER | F37 | 4.16 +0.6 | 718.00 | |
| 2 | Duering Leonie | Germany | GER | F37 | 3.81 +0.9 | 482.00 | |
| 3 | Joseph Kailyn | Australia | AUS | F37 | 3.71 +0.8 | 410.00 | |
| 4 | Kingsbury Molly | Great Britain | GBR | F37 | 3.70 +0.1 | 403.00 | |
| 5 | Weh Klara | Germany | GER | F37 | 3.39 +0.6 | 195.00 | |
| Long jump F F20 | | | | | | | |
| 1 | O'Connell Esme | Great Britain | GBR | F20 | 4.31 +2.5 | 392.00 | |
| 2 | Gezer Muhsine | Turkey | TUR | F20 | 4.17 +1.6 | 308.00 | |
| 3 | Sneyers Anke | Belgium | BEL | F20 | 3.65 +2.1 | 71.00 | |
| 4 | Fernandez Melanie | Argentina | ARG | F20 | 3.13 +1.2 | 3.00 | |
| Long jump F F11 - F13 | | | | | | | |
| 1 | Garcia Melero Maria De Los Angeles | Spain | ESP | F13 | 4.31 -1.1 | 281.00 | |
| 2 | Paciolla Margherita | Italy | ITA | F13 | 4.15 -1.1 | 198.00 | |
| 3 | Garcia Falagan Alba | Spain | ESP | F12 | 4.10 -0.8 | 87.00 | |
| 4 | Vera Balcazar Isabel | Spain | ESP | F12 | 3.87 0.0 | 35.00 | |
| Long jump F F42 - F47 | | | | | | | |
| 1 | Jordaan Alissa | Australia | AUS | F47 | 4.62 0.0 | 428.00 | |
| 2 | Hatz Beatriz, f | United States of America | USA | F44 | 4.45 0.0 | 406.00 | |
| 3 | Genc Esra | Turkey | TUR | F47 | 4.47 +0.5 | 341.00 | |
| 4 | Silvey Erica | United States of America | USA | F44 | 3.89 0.0 | 116.00 | |
| 5 | Schasfoort Neyla Stary | United States of America | USA | F45 | 3.89 +0.1 | 79.00 | |
| Long jump M F35 - F38 | | | | | | | |
| 1 | Gesini Ari | Australia | AUS | F38 | 5.59 -0.1 | 628.00 | |
| 2 | Walker Samuel | Australia | AUS | F38 | 4.22 -1.1 | 55.00 | |
| 3 | Vidarsson Erlingur | Iceland | ISL | F37 | 3.58 0.0 | 6.00 | |
| Long jump M F20 | | | | | | | |
| 1 | Chan Karim | Great Britain | GBR | F20 | 6.16 +1.5 | 696.00 | |
| 2 | de Oliveira Dias Gustavo Henrique | Brazil | BRA | F20 | 6.10 +0.8 | 672.00 | |
| 3 | Johannesson Fannar Logi | Iceland | ISL | F20 | 4.91 +1.6 | 154.00 | |
| 4 | del Valle Alan | Argentina | ARG | F20 | 4.77 +1.7 | 111.00 | |
| Long jump M F11 - F13 | | | | | | | |
| 1 | Furlan Pablo Fabricio | Brazil | BRA | F13 | 5.40 -1.2 | 377.00 | |
| 2 | Alamar Garcia Sergio | Spain | ESP | F11 | 4.93 -0.3 | 358.00 | |
| 3 | Uceda Novas Eduardo Manuel | Spain | ESP | F13 | 5.22 -1.1 | 295.00 | |
| 4 | Ikhiiwu Smith Winsdom Asisosa | Spain | ESP | F13 | 4.35 -1.4 | 33.00 | |
| Long jump M F42 - F47 | | | | | | | |
| 1 | Mahlangu Ntando | Republic of South Africa | RSA | F42 | 5.98 0.0 | 809.00 | |
| 2 | Ruan de Moraes Thomaz | Brazil | BRA | F47 | 5.75 -0.3 | 547.00 | |
| 3 | Winkeler Jonas Dominik | Germany | GER | F46 | 5.20 -0.7 | 290.00 | |
| 4 | Frezza Elia | Italy | ITA | F46 | 4.70 +0.7 | 106.00 | |



| Rang | Name | Club | Nat | Kla | Resultat | Disq | Pkt | Rek |
|-----------------------------|------------------------------------|--------------------------|-----|-----|---------------|------|---------|-----|
| TR 100 m F T35 - T38 | | | | | | | | |
| 1 | Walsh Dann Eve | Great Britain | GBR | T36 | 00:15.09 +0.1 | | 832.482 | |
| 2 | Colley Tamsin | Australia | AUS | T36 | 00:15.77 +0.1 | | 674.007 | |
| 3 | Cardenas Herrera Karla Sofia | Mexico | MEX | T38 | 00:14.54 +0.1 | | 639.270 | |
| 4 | Schrager Daphne | Great Britain | GBR | T35 | 00:16.51 +0.1 | | 637.098 | |
| 5 | Abilkhassymkyzy Saltanat | Kazakhstan | KAZ | T35 | 00:16.62 +0.1 | | 610.025 | |
| 6 | Schneider Annegret | Germany | GER | T37 | 00:15.37 +0.2 | | 603.930 | |
| 7 | Adalsteinsdottir Bergrun Osk | Iceland | ISL | T37 | 00:15.50 +0.2 | | 568.928 | |
| 8 | Cross Michelle | United States of America | USA | T37 | 00:15.66 +0.2 | | 525.667 | |
| 9 | Duering Leonie | Germany | GER | T37 | 00:15.70 +0.2 | | 514.859 | |
| 10 | Garbler Erin | Australia | AUS | T36 | 00:17.08 +0.1 | | 342.729 | |
| 11 | Joseph Kailyn | Australia | AUS | T37 | 00:17.45 +0.2 | | 127.025 | |
| 12 | Hilmarsdottir Helena Osk, f | Iceland | ISL | T38 | 00:17.57 +0.1 | | 34.475 | |
| | Kingsbury Molly | Great Britain | GBR | T37 | DNS | | | |
| | Weh Klara | Germany | GER | T37 | DNS | | | |
| TR 100 m F T11 - T13 | | | | | | | | |
| 1 | Garcia Melero Maria De Los Angeles | Spain | ESP | T13 | 00:13.95 +0.5 | | 494.419 | |
| 2 | Bertoli Carlotta | Italy | ITA | T13 | 00:14.44 +0.5 | | 350.148 | |
| 3 | Paciolla Margherita | Italy | ITA | T13 | 00:14.47 +0.5 | | 341.801 | |
| 4 | Araujo Sara | Portugal | POR | T12 | 00:14.67 0.0 | | 267.123 | |
| 5 | Vera Balcazar Isabel | Spain | ESP | T12 | 00:14.67 0.0 | | 267.122 | |
| 6 | Przewozna Kinga | Poland | POL | T13 | 00:15.01 +0.5 | | 207.025 | |
| 7 | Araujo Marcia | Portugal | POR | T12 | 00:15.16 0.0 | | 159.199 | |
| | Garcia Falagan Alba | Spain | ESP | T12 | DQ | 7.10 | | |
| TR 100 m F T42 - T47 | | | | | | | | |
| 1 | Hatz Beatriz, f | United States of America | USA | T44 | 00:13.46 +0.9 | | 844.642 | |
| 2 | Kaur Simran | Great Britain | GBR | T46 | 00:13.58 +1.1 | | 696.598 | |
| 3 | Jordaan Alissa | Australia | AUS | T47 | 00:13.77 +1.1 | | 641.774 | |
| 4 | Silvey Erica | United States of America | USA | T44 | 00:14.75 +0.9 | | 493.609 | |
| 5 | Schasfoort Neyla Stary | United States of America | USA | T45 | 00:14.75 +1.1 | | 354.639 | |
| 6 | Genc Esra | Turkey | TUR | T47 | 00:15.04 +1.1 | | 278.604 | |
| 7 | Steven Anna | New Zealand | NZL | T44 | 00:15.80 +0.9 | | 221.271 | |
| TR 100 m F T33 - T34 | | | | | | | | |
| 1 | Munter Sophie | United States of America | USA | T34 | 00:20.45 +0.3 | | 491.517 | |
| TR 100 m F T51 - T54 | | | | | | | | |
| 1 | Dederick Hannah | United States of America | USA | T54 | 00:16.94 0.0 | | 890.406 | |
| 2 | Montenegro Lucia, f | Argentina | ARG | T54 | 00:17.66 0.0 | | 766.164 | |
| 3 | Floch Elizabeth | United States of America | USA | T54 | 00:18.38 0.0 | | 624.309 | |
| 4 | Rainbow-Cooper Eden | Great Britain | GBR | T54 | 00:18.44 0.0 | | 612.008 | |
| 5 | Mussinelli Licia | RC Solothurn | SUI | T54 | 00:18.80 0.0 | | 537.634 | |
| 6 | Paukkeri Sini | Finland | FIN | T54 | 00:19.24 0.0 | | 447.358 | |
| 7 | Huber Wayra | RC beider Basel | SUI | T54 | 00:19.63 0.0 | | 370.425 | |
| 8 | Würthen Julia | Germany | GER | T53 | 00:19.88 0.0 | | 351.653 | |



World Para Athletics Junior Championships U18

Nottwil
Donnerstag, 3. August 2017 bis Sonntag, 6. August 2017

| Rang | Name | Club | Nat | Kla | Resultat | Disq | Pkt | Rek |
|-----------------------------|----------------------------------|--------------------------|-----|-----|----------|------|---------|---------|
| TR 100 m M T35 - T38 | | | | | | | | |
| 1 | Alnakhli Ali | Saudi Arabia | KSA | T37 | 00:12.25 | 0.0 | 770.666 | |
| 2 | Saberton Jayden | Great Britain | GBR | T37 | 00:12.46 | 0.0 | 699.209 | |
| 3 | Walker Samuel | Australia | AUS | T38 | 00:12.19 | -0.3 | 660.637 | |
| 4 | Gingras Zachary | Canada | CAN | T38 | 00:12.29 | -0.3 | 623.112 | |
| 5 | Castro Ramirez Duvan Joel | Colombia | COL | T36 | 00:13.39 | -0.3 | 571.836 | |
| 6 | Gesini Ari | Australia | AUS | T38 | 00:12.65 | -0.3 | 484.798 | |
| 7 | Kruesemann Felix Maximilian Sven | Germany | GER | T37 | 00:13.13 | 0.0 | 452.350 | |
| 8 | Schwechheimer Lukas | Germany | GER | T37 | 00:13.44 | 0.0 | 341.315 | |
| 9 | Raub Paul | Germany | GER | T36 | 00:14.17 | -0.3 | 302.366 | |
| 10 | Lim Jinhong | Korea | KOR | T38 | 00:13.37 | -0.3 | 231.600 | |
| 11 | Richardson Liam | Australia | AUS | T35 | 00:14.83 | -0.3 | 225.149 | |
| 12 | Shim Hyunwoo | Korea | KOR | T37 | 00:14.46 | 0.0 | 82.082 | |
| 13 | Vidarsson Erlingur | Iceland | ISL | T37 | 00:14.97 | 0.0 | 27.686 | |
| 14 | Vimmer Michal | Czech Republic | CZE | T37 | 00:15.87 | 0.0 | 1.781 | |
| TR 100 m M T11 - T13 | | | | | | | | |
| 1 | Furlan Pablo Fabricio | Brazil | BRA | T13 | 00:11.36 | +0.4 | 857.630 | |
| 2 | Naranjo Rios Samuel | Colombia | COL | T11 | 00:11.99 | +0.4 | 727.348 | |
| 3 | Cardia Mattia | Italy | ITA | T13 | 00:12.08 | +0.4 | 602.278 | YC 17.5 |
| 4 | Frasco Pedro | Portugal | POR | T13 | 00:12.27 | +0.3 | 527.606 | |
| 5 | Uceda Novas Eduardo Manuel | Spain | ESP | T13 | 00:12.44 | +0.3 | 460.757 | |
| 6 | Ikhieuwu Smith Winsdom Asisos | Spain | ESP | T13 | 00:12.65 | +0.3 | 380.245 | |
| 7 | Yanutsik Viktor | Belarus | BLR | T13 | 00:12.66 | +0.4 | 376.508 | |
| 8 | Alamar Garcia Sergio | Spain | ESP | T11 | 00:13.20 | +0.3 | 279.144 | |
| | Briers-Louw Daniel | Republic of South Africa | RSA | T13 | DNS | | | |
| TR 100 m M T42 - T47 | | | | | | | | |
| 1 | Mahlangu Ntando | Republic of South Africa | RSA | T42 | 00:12.01 | +0.7 | 985.248 | WR |
| 2 | Grolla Phil | Germany | GER | T47 | 00:11.53 | +0.7 | 820.889 | |
| 3 | Bagaini Riccardo | Italy | ITA | T47 | 00:11.59 | +0.7 | 801.254 | |
| 4 | Ruan de Moraes Thomaz | Brazil | BRA | T47 | 00:11.78 | +0.7 | 735.751 | |
| 5 | Winkeler Jonas Dominik | Germany | GER | T46 | 00:12.97 | +0.7 | 287.367 | |
| 6 | Klein Alex | United States of America | USA | T44 | 00:13.36 | +0.7 | 161.949 | |
| 7 | Frezza Elia | Italy | ITA | T46 | 00:13.61 | +0.7 | 113.933 | |
| TR 100 m M T33 - T34 | | | | | | | | |
| 1 | Luff Gregory | Australia | AUS | T34 | 00:17.20 | +0.9 | 625.209 | |
| 2 | Nawad Ahmed | United Arab Emirates | UAE | T34 | 00:17.42 | +0.9 | 574.725 | |
| 3 | Donaldson Nathan | Australia | AUS | T34 | 00:18.13 | +0.9 | 412.528 | |
| 4 | Alblooshi Humaid | United Arab Emirates | UAE | T33 | 00:20.39 | +0.9 | 227.494 | |
| 5 | Deschwanden Andrin | RC Zentralschweiz | SUI | T34 | 00:22.82 | +0.9 | 1.135 | |



| Rang | Name | Club | Nat | Kla | Resultat | Disq | Pkt | Rek |
|-----------------------------|--|--------------------------|-----|-----|---------------|------|---------|-----|
| TR 100 m M T51 - T54 | | | | | | | | |
| 1 | Kimbro Spencer | United States of America | USA | T53 | 00:16.21 +0.9 | | 647.789 | |
| 2 | Ademes Tristian Joshua | Germany | GER | T54 | 00:15.79 +0.9 | | 576.807 | |
| 3 | Rizzo Samuel | Australia | AUS | T54 | 00:15.79 +0.9 | | 576.806 | |
| 4 | Jimenez-Vergara Miguel | United States of America | USA | T54 | 00:15.94 +0.9 | | 538.614 | |
| 5 | Malter Ludwig | Austria | AUT | T54 | 00:15.98 +0.9 | | 528.427 | |
| 6 | Al Ghaferi Abdulla | United Arab Emirates | UAE | T54 | 00:16.66 +0.9 | | 360.311 | |
| 7 | Sasahara Takumi | Japan | JPN | T54 | 00:16.77 +0.9 | | 334.879 | |
| 8 | Studer Dario | RC Solothurn | SUI | T54 | 00:20.39 +0.9 | | 2.324 | |
| TR 200 m F T35 - T38 | | | | | | | | |
| 1 | Walsh Dann Eve | Great Britain | GBR | T36 | 00:32.04 0.0 | | 780.018 | |
| 2 | Colley Tamsin | Australia | AUS | T36 | 00:32.13 0.0 | | 770.861 | |
| 3 | Cardenas Herrera Karla Sofia | Mexico | MEX | T38 | 00:30.62 0.0 | | 629.926 | |
| 4 | Adalsteinsdottir Bergrun Osk | Iceland | ISL | T37 | 00:33.17 -1.0 | | 537.455 | |
| 5 | Duering Leonie | Germany | GER | T37 | 00:33.28 -1.0 | | 524.531 | |
| 6 | Cross Michelle | United States of America | USA | T37 | 00:33.57 -1.0 | | 490.575 | |
| 7 | Schrager Daphne | Great Britain | GBR | T35 | 00:34.84 0.0 | | 478.004 | |
| 8 | Garbler Erin | Australia | AUS | T36 | 00:35.50 0.0 | | 397.899 | |
| 9 | Schneider Annegret | Germany | GER | T37 | 00:34.52 -1.0 | | 382.435 | |
| 10 | Abilkhassymkyzy Saltanat | Kazakhstan | KAZ | T35 | 00:36.05 0.0 | | 347.008 | |
| 11 | Joseph Kailyn | Australia | AUS | T37 | 00:36.93 -1.0 | | 160.030 | |
| 12 | Weh Klara | Germany | GER | T37 | 00:39.97 -1.0 | | 28.676 | |
| 13 | Hilmarsdottir Helena Osk, f | Iceland | ISL | T38 | 00:38.20 0.0 | | 21.087 | |
| TR 200 m F T11 - T13 | | | | | | | | |
| 1 | Safarzadeh Ghahderijani Hagar | Iran | IRI | T12 | 00:28.63 0.0 | | 478.238 | |
| 2 | Garcia Meler Maria De Los Angeles | Spain | ESP | T13 | 00:29.59 +0.1 | | 445.011 | |
| 3 | Paciolla Margherita | Italy | ITA | T13 | 00:30.58 +0.1 | | 320.611 | |
| 4 | Garcia Falagan Alba | Spain | ESP | T12 | 00:29.88 0.0 | | 315.865 | |
| 5 | Przewozna Kinga | Poland | POL | T13 | 00:31.66 +0.1 | | 205.232 | |
| 6 | Vera Balcazar Isabel | Spain | ESP | T12 | 00:31.45 0.0 | | 155.610 | |
| 7 | Bertoli Carlotta | Italy | ITA | T13 | 00:35.21 +0.1 | | 20.807 | |
| TR 200 m F T42 - T47 | | | | | | | | |
| 1 | Hatz Beatriz, f | United States of America | USA | T44 | 00:28.06 -1.0 | | 879.181 | |
| 2 | Jordaan Alissa | Australia | AUS | T47 | 00:28.56 -1.0 | | 653.747 | |
| 3 | Kaur Simran | Great Britain | GBR | T46 | 00:28.83 -1.0 | | 618.549 | |
| 4 | Silvey Erica | United States of America | USA | T44 | 00:31.15 -1.0 | | 519.481 | |
| 5 | Schasfoort Neyla Stary | United States of America | USA | T45 | 00:30.66 -1.0 | | 380.236 | |
| 6 | Steven Anna | New Zealand | NZL | T44 | 00:33.65 -1.0 | | 234.453 | |
| 7 | Genc Esra | Turkey | TUR | T47 | 00:32.29 -1.0 | | 202.230 | |
| TR 200 m F T33 - T34 | | | | | | | | |
| 1 | Munter Sophie | United States of America | USA | T34 | 00:36.34 +0.1 | | 544.366 | |



| Rang | Name | Club | Nat | Kla | Resultat | Disq | Pkt | Rek |
|-----------------------------|----------------------------------|--------------------------|-----|-----|---------------|------|----------|-----|
| TR 200 m F T51 - T54 | | | | | | | | |
| 1 | Dederick Hannah | United States of America | USA | T54 | 00:30.74 +0.4 | | 876.801 | |
| 2 | Montenegro Lucia, f | Argentina | ARG | T54 | 00:31.70 +0.4 | | 792.558 | |
| 3 | Floch Elizabeth | United States of America | USA | T54 | 00:32.78 +0.4 | | 687.633 | |
| 4 | Rainbow-Cooper Eden | Great Britain | GBR | T54 | 00:33.06 +0.4 | | 659.164 | |
| 5 | Mussinelli Licia | RC Solothurn | SUI | T54 | 00:33.56 +0.4 | | 607.525 | |
| 6 | Paukkeri Sini | Finland | FIN | T54 | 00:34.29 +0.4 | | 531.336 | |
| 7 | Huber Wayra | RC beider Basel | SUI | T54 | 00:35.26 +0.4 | | 431.607 | |
| 8 | Würthen Julia | Germany | GER | T53 | 00:36.65 +0.4 | | 281.191 | |
| TR 200 m M T35 - T38 | | | | | | | | |
| 1 | Alnakhli Ali | Saudi Arabia | KSA | T37 | 00:25.07 -1.1 | | 724.092 | |
| 2 | Castro Ramirez Duvan Joel | Colombia | COL | T36 | 00:27.20 -0.9 | | 646.183 | |
| 3 | Gingras Zachary | Canada | CAN | T38 | 00:25.16 -0.9 | | 625.335 | |
| 4 | Saberton Jayden | Great Britain | GBR | T37 | 00:25.78 -1.1 | | 602.551 | |
| 5 | Walker Samuel | Australia | AUS | T38 | 00:25.75 -0.9 | | 518.671 | |
| 6 | Kruesemann Felix Maximilian Sven | Germany | GER | T37 | 00:26.67 -1.1 | | 444.590 | |
| 7 | Raub Paul | Germany | GER | T36 | 00:28.78 -0.9 | | 385.286 | |
| 8 | Schwechheimer Lukas | Germany | GER | T37 | 00:27.91 -1.1 | | 244.865 | |
| 9 | Richardson Liam | Australia | AUS | T35 | 00:31.04 -0.9 | | 187.320 | |
| 10 | Lim Jinhong | Korea | KOR | T38 | 00:28.74 -0.9 | | 91.967 | |
| 11 | Shim Hyunwoo | Korea | KOR | T37 | 00:29.49 -1.1 | | 78.018 | |
| 12 | Vidarsson Erlingur | Iceland | ISL | T37 | 00:31.46 -1.1 | | 8.263 | |
| TR 200 m M T11 - T13 | | | | | | | | |
| 1 | Naranjo Rios Samuel | Colombia | COL | T11 | 00:25.12 0.0 | | 595.298 | |
| 2 | Chessani Garcia Mario Andres | Mexico | MEX | T13 | 00:24.57 +0.2 | | 590.355 | |
| 3 | Briers-Louw Daniel | Republic of South Africa | RSA | T13 | 00:24.58 +0.2 | | 588.492 | |
| 4 | Cardia Mattia | Italy | ITA | T13 | 00:25.06 +0.2 | | 498.594 | |
| 5 | Frasco Pedro | Portugal | POR | T13 | 00:25.31 0.0 | | 452.042 | |
| 6 | Uceda Novas Eduardo Manuel | Spain | ESP | T13 | 00:25.48 +0.2 | | 420.813 | |
| 7 | Yanutsik Viktor | Belarus | BLR | T13 | 00:25.89 +0.2 | | 347.909 | |
| 8 | Ikhiuwu Smith Winsdom Asisosa | Spain | ESP | T13 | 00:26.78 +0.2 | | 209.055 | |
| TR 200 m M T42 - T47 | | | | | | | | |
| 1 | Mahlangu Ntando | Republic of South Africa | RSA | T42 | 00:23.73 -0.8 | | 1061.440 | |
| 2 | Bagaini Riccardo | Italy | ITA | T47 | 00:23.89 -0.8 | | 703.450 | |
| 3 | Grolla Phil | Germany | GER | T47 | 00:24.08 -0.8 | | 669.553 | |
| 4 | Winkeler Jonas Dominik | Germany | GER | T46 | 00:26.47 -0.8 | | 244.103 | |
| 5 | Klein Alex | United States of America | USA | T44 | 00:27.19 -0.8 | | 197.064 | |
| 6 | Frezza Elia | Italy | ITA | T46 | 00:28.51 -0.8 | | 44.960 | |
| TR 200 m M T33 - T34 | | | | | | | | |
| 1 | Luff Gregory | Australia | AUS | T34 | 00:30.37 +0.8 | | 645.789 | |
| 2 | Nawad Ahmed | United Arab Emirates | UAE | T34 | 00:32.22 +0.8 | | 418.918 | |
| 3 | Donaldson Nathan | Australia | AUS | T34 | 00:33.78 +0.8 | | 249.022 | |
| 4 | Alblooshi Humaid | United Arab Emirates | UAE | T33 | 00:39.54 +0.8 | | 70.380 | |
| 5 | Deschwanden Andrin | RC Zentralschweiz | SUI | T34 | 00:42.97 +0.8 | | 0.113 | |



World Para Athletics Junior Championships U18

Nottwil
Donnerstag, 3. August 2017 bis Sonntag, 6. August 2017

| Rang | Name | Club | Nat | Kla | Resultat | Disq | Pkt | Rek |
|-----------------------------|-----------------------------------|--------------------------|-----|-----|---------------|------|---------|-----|
| TR 200 m M T51 - T54 | | | | | | | | |
| 1 | Jimenez-Vergara Miguel | United States of America | USA | T54 | 00:27.33 +0.9 | | 675.869 | |
| 2 | Ademes Tristian Joshua | Germany | GER | T54 | 00:27.54 +0.9 | | 647.940 | |
| 3 | Kimbro Spencer | United States of America | USA | T53 | 00:29.05 +0.9 | | 611.310 | |
| 4 | Malter Ludwig | Austria | AUT | T54 | 00:28.04 +0.9 | | 580.286 | |
| 5 | Al Ghaferi Abdulla | United Arab Emirates | UAE | T54 | 00:28.55 +0.9 | | 510.697 | |
| 6 | Studer Dario | RC Solothurn | SUI | T54 | 00:37.26 +0.9 | | 1.272 | |
| TR 400 m F T20 | | | | | | | | |
| 1 | Gezer Muhsine | Turkey | TUR | T20 | 01:02.21 0.0 | | 831.829 | |
| 2 | Sneyers Anke | Belgium | BEL | T20 | 01:12.91 0.0 | | 257.265 | |
| 3 | Fernandez Melanie | Argentina | ARG | T20 | 01:17.70 0.0 | | 91.272 | |
| TR 400 m F T11 - T13 | | | | | | | | |
| 1 | Safarzadeh Ghahderijani Hagar | Iran | IRI | T12 | 01:05.87 0.0 | | 403.922 | |
| 2 | Fuentes Perez Gara | Spain | ESP | T12 | 01:06.55 0.0 | | 365.064 | |
| 3 | Martinez Maximiliano Mariangel | Mexico | MEX | T11 | 01:10.80 0.0 | | 246.169 | |
| TR 400 m F T42 - T47 | | | | | | | | |
| 1 | Schasfoort Neyla Stary | United States of America | USA | T45 | 01:12.08 0.0 | | 201.709 | WR |
| TR 400 m F T33 - T34 | | | | | | | | |
| 1 | Munter Sophie | United States of America | USA | T34 | 01:07.47 0.0 | | 598.651 | |
| TR 400 m F T51 - T54 | | | | | | | | |
| 1 | Dederick Hannah | United States of America | USA | T54 | 01:00.67 0.0 | | 697.175 | |
| 2 | Montenegro Lucia, f | Argentina | ARG | T54 | 01:02.37 0.0 | | 612.324 | |
| 3 | Floch Elizabeth | United States of America | USA | T54 | 01:04.63 0.0 | | 498.190 | |
| 4 | Mussinelli Licia | RC Solothurn | SUI | T54 | 01:05.50 0.0 | | 455.066 | |
| 5 | Rainbow-Cooper Eden | Great Britain | GBR | T54 | 01:05.76 0.0 | | 442.358 | |
| 6 | Paukkeri Sini | Finland | FIN | T54 | 01:10.69 0.0 | | 229.307 | |
| 7 | Huber Wayra | RC beider Basel | SUI | T54 | 01:11.57 0.0 | | 198.720 | |
| 8 | Würthen Julia | Germany | GER | T53 | 01:18.31 0.0 | | 68.224 | |
| TR 400 m M T20 | | | | | | | | |
| 1 | de Oliveira Dias Gustavo Henrique | Brazil | BRA | T20 | 00:51.31 0.0 | | 830.863 | |
| 2 | di Maggio Raffaele | Italy | ITA | T20 | 00:51.73 0.0 | | 803.152 | |
| 3 | Kirby Ethan Saens | Great Britain | GBR | T20 | 00:53.62 0.0 | | 667.064 | |
| 4 | Barber Michael | Canada | CAN | T20 | 00:54.54 0.0 | | 596.010 | |
| 5 | Bertolaso Mario Alberto | Italy | ITA | T20 | 00:55.66 0.0 | | 507.934 | |
| 6 | van Kauter Jaad | Belgium | BEL | T20 | 00:56.14 0.0 | | 470.333 | |
| 7 | del Valle Alan | Argentina | ARG | T20 | 00:59.31 0.0 | | 243.997 | |
| 8 | Johannesson Fannar Logi | Iceland | ISL | T20 | 01:02.05 0.0 | | 107.460 | |



World Para Athletics Junior Championships U18

Nottwil
Donnerstag, 3. August 2017 bis Sonntag, 6. August 2017

| Rang | Name | Club | Nat | Kla | Resultat | Disq | Pkt | Rek |
|-----------------------------|---------------------------------|--------------------------|-----|-----|----------|------|----------|-----|
| TR 400 m M T11 - T13 | | | | | | | | |
| 1 | Chessani Garcia Mario Andres | Mexico | MEX | T13 | 00:52.68 | 0.0 | 697.307 | |
| 2 | Lukashevich Ivan | Belarus | BLR | T13 | 00:53.12 | 0.0 | 663.807 | |
| 3 | Naranjo Rios Samuel | Colombia | COL | T11 | 00:57.93 | 0.0 | 473.166 | |
| 4 | Briers-Louw Daniel | Republic of South Africa | RSA | T13 | 00:56.01 | 0.0 | 436.064 | |
| 5 | Yanutsik Viktor | Belarus | BLR | T13 | 00:57.13 | 0.0 | 351.418 | |
| 6 | Furlan Pablo Fabricio | Brazil | BRA | T13 | 00:57.74 | 0.0 | 307.957 | |
| 7 | Frasco Pedro | Portugal | POR | T13 | 00:58.47 | 0.0 | 259.171 | |
| TR 400 m M T42 - T47 | | | | | | | | |
| 1 | Mahlangu Ntando | Republic of South Africa | RSA | T42 | 00:49.92 | 0.0 | 1122.653 | WR |
| 2 | Ruan de Moraes Thomaz | Brazil | BRA | T47 | 00:52.50 | 0.0 | 783.827 | |
| 3 | Bagaini Riccardo | Italy | ITA | T47 | 00:54.13 | 0.0 | 666.381 | |
| 4 | Orrego Campos Mauricio Esteban | Chile | CHI | T46 | 00:56.82 | 0.0 | 458.344 | |
| 5 | Klein Alex | United States of America | USA | T44 | 01:02.43 | 0.0 | 259.037 | |
| TR 400 m M T33 - T34 | | | | | | | | |
| 1 | Luff Gregory | Australia | AUS | T34 | 01:01.64 | 0.0 | 380.070 | |
| 2 | Donaldson Nathan | Australia | AUS | T34 | 01:06.00 | 0.0 | 161.974 | |
| 3 | Deschwanden Andrin | RC Zentralschweiz | SUI | T34 | 01:22.84 | 0.0 | 0.062 | |
| TR 400 m M T51 - T54 | | | | | | | | |
| 1 | Jimenez-Vergara Miguel | United States of America | USA | T54 | 00:51.76 | 0.0 | 651.568 | |
| 2 | Rizzo Samuel | Australia | AUS | T54 | 00:52.05 | 0.0 | 631.349 | |
| 3 | Kimbro Spencer | United States of America | USA | T53 | 00:54.97 | 0.0 | 600.562 | |
| 4 | Malter Ludwig | Austria | AUT | T54 | 00:53.20 | 0.0 | 550.167 | |
| 5 | Ademes Tristian Joshua | Germany | GER | T54 | 00:53.25 | 0.0 | 546.623 | |
| 6 | Al Ghaferi Abdulla | United Arab Emirates | UAE | T54 | 00:54.94 | 0.0 | 428.346 | |
| 7 | Sasahara Takumi | Japan | JPN | T54 | 00:58.18 | 0.0 | 229.373 | |
| 8 | Studer Dario | RC Solothurn | SUI | T54 | 01:16.62 | 0.0 | 0.013 | |
| TR 800 m F T35 - T38 | | | | | | | | |
| 1 | Marini Bianca | Italy | ITA | T35 | 03:47.10 | 0.0 | 1100.713 | WR |
| 2 | Adalsteinsdottir Bergun Osk | Iceland | ISL | T37 | 03:02.49 | 0.0 | 829.314 | |
| TR 800 m F T11 - T13 | | | | | | | | |
| 1 | Martinez Maximiliano Mariangel | Mexico | MEX | T11 | 02:42.11 | 0.0 | 510.792 | |
| 2 | Ramos Aceves Johana Alejandrina | Mexico | MEX | T11 | 02:43.69 | 0.0 | 474.402 | |
| 3 | Fuentes Perez Gara | Spain | ESP | T12 | 02:42.38 | 0.0 | 431.814 | |
| | Safarzadeh Ghahderijani Hagar | Iran | IRI | T12 | DQ | 18.5 | | |



World Para Athletics Junior Championships U18

Nottwil
Donnerstag, 3. August 2017 bis Sonntag, 6. August 2017

| Rang | Name | Club | Nat | Kla | Resultat | Disq | Pkt | Rek |
|------------------------------|----------------------------------|--------------------------|-----|-----|----------|------|---------|-----|
| TR 800 m F T51 - T54 | | | | | | | | |
| 1 | Dederick Hannah | United States of America | USA | T54 | 02:06.32 | 0.0 | 523.985 | |
| 2 | Mussinelli Licia | RC Solothurn | SUI | T54 | 02:06.73 | 0.0 | 514.464 | |
| 3 | Floch Elizabeth | United States of America | USA | T54 | 02:07.58 | 0.0 | 494.826 | |
| 4 | Rainbow-Cooper Eden | Great Britain | GBR | T54 | 02:08.24 | 0.0 | 479.687 | |
| 5 | Würthen Julia | Germany | GER | T53 | 02:41.93 | 0.0 | 43.353 | |
| | Paukkeri Sini | Finland | FIN | T54 | DNS | | | |
| TR 800 m M T35 - T38 | | | | | | | | |
| 1 | Gingras Zachary | Canada | CAN | T38 | 02:06.09 | 0.0 | 916.290 | |
| 2 | Harrison Guy | New Zealand | NZL | T35 | 02:44.46 | 0.0 | 748.382 | |
| 3 | Kruesemann Felix Maximilian Sven | Germany | GER | T37 | 02:08.32 | 0.0 | 735.992 | |
| 4 | Bounty Daniel | Australia | AUS | T38 | 02:16.13 | 0.0 | 585.932 | |
| | Raub Paul | Germany | GER | T36 | DQ | 18.7 | | |
| TR 800 m M T11 - T13 | | | | | | | | |
| 1 | Lukashevich Ivan | Belarus | BLR | T13 | 02:11.83 | 0.0 | 257.630 | |
| TR 800 m M T51 - T54 | | | | | | | | |
| 1 | Malter Ludwig | Austria | AUT | T54 | 01:47.42 | 0.0 | 551.691 | |
| 2 | Al Ghaferi Abdulla | United Arab Emirates | UAE | T54 | 01:54.35 | 0.0 | 330.182 | |
| 3 | Rizzo Samuel | Australia | AUS | T54 | 01:55.27 | 0.0 | 303.712 | |
| 4 | Ademes Tristian Joshua | Germany | GER | T54 | 01:55.60 | 0.0 | 294.461 | |
| 5 | Jimenez-Vergara Miguel | United States of America | USA | T54 | 02:06.66 | 0.0 | 75.153 | |
| 6 | Kimbrow Spencer | United States of America | USA | T53 | 02:11.60 | 0.0 | 61.052 | |
| 7 | Studer Dario | RC Solothurn | SUI | T54 | 02:45.66 | 0.0 | 0.000 | |
| TR 1500 m F T20 | | | | | | | | |
| 1 | Gezer Muhsine | Turkey | TUR | T20 | 05:24.17 | 0.0 | 235.734 | |
| TR 1500 m F T11 - T13 | | | | | | | | |
| 1 | Ramos Aceves Johana Alejandrina | Mexico | MEX | T11 | 05:59.24 | 0.0 | 121.046 | |
| TR 1500 m F T51 - T54 | | | | | | | | |
| 1 | Mussinelli Licia | RC Solothurn | SUI | T54 | 04:14.85 | 0.0 | 329.669 | |
| 2 | Dederick Hannah | United States of America | USA | T54 | 04:16.32 | 0.0 | 315.295 | |
| 3 | Floch Elizabeth | United States of America | USA | T54 | 04:23.90 | 0.0 | 246.540 | |
| TR 1500 m M T20 | | | | | | | | |
| 1 | Barber Michael | Canada | CAN | T20 | 04:36.99 | 0.0 | 288.618 | |
| 2 | van Kauter Jaad | Belgium | BEL | T20 | 04:42.87 | 0.0 | 202.060 | |
| TR 1500 m M T11 - T13 | | | | | | | | |
| 1 | Lukashevich Ivan | Belarus | BLR | T13 | 04:25.10 | 0.0 | 378.717 | |



World Para Athletics Junior Championships U18

Nottwil
Donnerstag, 3. August 2017 bis Sonntag, 6. August 2017

| Rang | Name | Club | Nat | Kla | Resultat | Disq | Pkt | Rek |
|------------------------------|---------------------------------------|--------------------------|-----|-----|----------|------|---------|-----|
| TR 1500 m M T42 - T47 | | | | | | | | |
| 1 | Orrego Campos Mauricio Esteban | Chile | CHI | T46 | 04:21.43 | 0.0 | 505.196 | |
| 2 | Nuttall Luke | Great Britain | GBR | T46 | 04:21.92 | 0.0 | 495.991 | |
| TR 1500 m M T51 - T54 | | | | | | | | |
| 1 | Malter Ludwig | Austria | AUT | T54 | 03:26.98 | 0.0 | 532.582 | |
| 2 | Jimenez-Vergara Miguel | United States of America | USA | T54 | 03:27.06 | 0.0 | 531.268 | |
| 3 | Rizzo Samuel | Australia | AUS | T54 | 03:27.45 | 0.0 | 524.866 | |
| 4 | Kimbro Spencer | United States of America | USA | T53 | 04:01.05 | 0.0 | 101.822 | |



World Para Athletics Junior Championships U20

Nottwil

Donnerstag, 3. August 2017 bis Sonntag, 6. August 2017

| Rang | Name | Club | Nat | Kla | Resultat | Wind | Disq | Pkt | Rek |
|------------------------------|--------------------------------------|--------------------------|-----|-----|----------|------|------|--------|-----|
| FI Discus F F51 - F57 | | | | | | | | | |
| 1 | Koudarzi Zeinab | Iran | IRI | F57 | 17.19 | | | 316.00 | |
| FI Discus F F11 - F13 | | | | | | | | | |
| 1 | Safarifard Khouzani Fatemeh | Iran | IRI | F12 | 26.37 | | | 383.00 | |
| FI Discus F F40 - F41 | | | | | | | | | |
| 1 | Cirit Rabia | Turkey | TUR | F41 | 11.96 | | | 54.00 | |
| FI Discus F F42 - F47 | | | | | | | | | |
| 1 | Heims Jessica | United States of America | USA | F44 | 27.47 | | | 537.00 | |
| 2 | Abdollahi Saeideh | Iran | IRI | F44 | 20.03 | | | 193.00 | |
| FI Discus M F51 - F57 | | | | | | | | | |
| 1 | Mirzaei Seghinsara Mohammadhassan | Iran | IRI | F57 | 25.97 | | | 337.00 | |
| 2 | Ghaderi Mahdi | Iran | IRI | F55 | 16.84 | | | 167.00 | |
| FI Discus M F35 - F38 | | | | | | | | | |
| 1 | de La Torre Huerta Rodrigo Jacob | Mexico | MEX | F37 | 42.87 | | | 741.00 | |
| 2 | Cheraghi Ashkan | Iran | IRI | F35 | 31.98 | | | 534.00 | |
| 3 | Marcenaro Sebastian | Argentina | ARG | F37 | 36.85 | | | 521.00 | |
| 4 | Kacmarcik Matej | Croatia | CRO | F37 | 28.59 | | | 204.00 | |
| FI Discus M F32 - F34 | | | | | | | | | |
| 1 | Meneses Medina Diego Fernando | Colombia | COL | F34 | 30.26 | | | 653.00 | |
| 2 | Beygrezaei Mohammadtaha | Iran | IRI | F34 | 30.11 | | | 647.00 | |
| FI Discus M F11 - F13 | | | | | | | | | |
| 1 | Moreno Sujar Salvador | Spain | ESP | F13 | 33.22 | | | 770.00 | |
| 2 | Ortiz Antonio Alexis | Argentina | ARG | F11 | 31.18 | | | 643.00 | |
| 3 | Plou Torres David | Spain | ESP | F13 | 27.33 | | | 488.00 | |
| 4 | Scarpetta Rojas Juan Esteban | Colombia | COL | F12 | 25.35 | | | 198.00 | |
| FI Discus M F40 - F41 | | | | | | | | | |
| 1 | Valciukas Egidijus | Litauen | LTU | F41 | 22.22 | | | 189.00 | |
| FI Discus M F42 - F47 | | | | | | | | | |
| 1 | Hayes Garrison | United States of America | USA | F42 | 34.85 | | | 621.00 | |
| 2 | Vasilevich Dzmitry | Belarus | BLR | F46 | 35.81 | | | 563.00 | |
| 3 | Bogado Jesus Leonel | Argentina | ARG | F46 | 33.34 | | | 460.00 | |
| 4 | Sharifi Mofrad Hossein | Iran | IRI | F42 | 30.96 | | | 449.00 | |
| 5 | Fathiganji Mohammad | Iran | IRI | F46 | 32.27 | | | 414.00 | |
| 6 | Gniadek Kamil | Poland | POL | F46 | 30.00 | | | 319.00 | |
| 7 | Jansen Dian | Namibia | NAM | F44 | 34.41 | | | 312.00 | |



World Para Athletics Junior Championships U20

Nottwil

Donnerstag, 3. August 2017 bis Sonntag, 6. August 2017

| Rang | Name | Club | Nat | Kla | Resultat Wind Disq | Pkt | Rek |
|--------------------------------|--------------------------------------|-------------|-----|-----|--------------------|--------|-----|
| FI Shot put F F52 - F57 | | | | | | | |
| 1 | Koudarzi Zeinab | Iran | IRI | F57 | 4.81 | 86.00 | |
| FI Shot put F F20 | | | | | | | |
| 1 | Keskinsoy Yasemin | Turkey | TUR | F20 | 5.70 | 44.00 | |
| 2 | Bayrak Esra | Turkey | TUR | F20 | 4.18 | 4.00 | |
| FI Shot put F F11 - F13 | | | | | | | |
| 1 | Safarifard Khouzani Fatemeh | Iran | IRI | F12 | 7.16 | 188.00 | |
| FI Shot put F F40 - F41 | | | | | | | |
| 1 | Cirit Rabia | Turkey | TUR | F41 | 5.24 | 193.00 | |
| FI Shot put F F42 - F47 | | | | | | | |
| 1 | Abdollahi Saeideh | Iran | IRI | F44 | 8.31 | 377.00 | |
| FI Shot put M F52 - F57 | | | | | | | |
| 1 | Ahmadi Baloutaki Mahmoud | Iran | IRI | F56 | 8.07 | 458.00 | |
| 2 | Ghaderi Mahdi | Iran | IRI | F55 | 7.44 | 360.00 | |
| 3 | Mirzaei Seghinsara Mohammadhassan | Iran | IRI | F57 | 6.57 | 97.00 | |
| FI Shot put M F35 - F38 | | | | | | | |
| 1 | Lucumi Villegas Luis Fernando | Colombia | COL | F38 | 11.59 | 586.00 | |
| 2 | de La Torre Huerta Rodrigo Jacob | Mexico | MEX | F37 | 9.68 | 306.00 | |
| 3 | Cheraghi Ashkan | Iran | IRI | F35 | 8.65 | 167.00 | |
| 4 | Kacmarcik Matej | Croatia | CRO | F37 | 7.99 | 93.00 | |
| 5 | Marcenaro Sebastian | Argentina | ARG | F37 | 7.82 | 79.00 | |
| 6 | Baherbakht Mortaza | Iran | IRI | F37 | 6.67 | 18.00 | |
| FI Shot put M F20 | | | | | | | |
| 1 | Lewer Jack | New Zealand | NZL | F20 | 10.70 | 359.00 | |
| 2 | Manchini Elias Romano | Argentina | ARG | F20 | 10.45 | 321.00 | |
| FI Shot put M F32 - F34 | | | | | | | |
| 1 | Meneses Medina Diego Fernando | Colombia | COL | F34 | 9.54 | 648.00 | |
| 2 | Vosough Tazekand Mohsen | Iran | IRI | F33 | 5.31 | 90.00 | |
| FI Shot put M F11 - F13 | | | | | | | |
| 1 | Plou Torres David | Spain | ESP | F13 | 9.98 | 720.00 | |
| 2 | Moreno Sujar Salvador | Spain | ESP | F13 | 9.45 | 626.00 | |
| 3 | Scarpetta Rojas Juan Esteban | Colombia | COL | F12 | 12.05 | 496.00 | |
| 4 | Ortiz Antonio Alexis | Argentina | ARG | F11 | 8.61 | 334.00 | |
| FI Shot put M F40 - F41 | | | | | | | |
| 1 | Valciukas Egidijus | Litauen | LTU | F41 | 8.80 | 372.00 | |



World Para Athletics Junior Championships U20

Nottwil

Donnerstag, 3. August 2017 bis Sonntag, 6. August 2017

| Rang | Name | Club | Nat | Kla | Resultat | Wind | Disq | Pkt | Rek |
|--------------------------------|---------------------|--------------------------|-----|-----|----------|------|------|--------|-----|
| FI Shot put M F42 - F47 | | | | | | | | | |
| 1 | Hayes Garrison | United States of America | USA | F42 | 10.95 | | | 498.00 | |
| 2 | Vasilevich Dzmitry | Belarus | BLR | F46 | 10.81 | | | 416.00 | |
| 3 | Fathiganji Mohammad | Iran | IRI | F46 | 10.33 | | | 342.00 | |
| 4 | Bogado Jesus Leonel | Argentina | ARG | F46 | 10.18 | | | 319.00 | |
| 5 | Gniadek Kamil | Poland | POL | F46 | 9.57 | | | 231.00 | |
| 6 | Jansen Dian | Namibia | NAM | F44 | 8.36 | | | 58.00 | |



World Para Athletics Junior Championships U20

Nottwil

Donnerstag, 3. August 2017 bis Sonntag, 6. August 2017

| Rang | Name | Club | Nat | Kla | Resultat | Wind | Disq | Pkt | Rek |
|-------------------------------|----------------------------------|--------------------------|-----|-----|----------|------|------|--------|-----|
| FI Javelin F F42 - F47 | | | | | | | | | |
| 1 | Salamatian Nayereh | Iran | IRI | F44 | 21.49 | | | 366.00 | |
| 2 | Misu Honoka, f | Japan | JPN | F46 | 15.86 | | | 127.00 | |
| FI Javelin M F52 - F57 | | | | | | | | | |
| 1 | Ahmadi Baloutaki Mahmoud | Iran | IRI | F56 | 31.63 | | | 912.00 | |
| 2 | de La Calleja Gallardo Fernando | Mexico | MEX | F54 | 21.76 | | | 715.00 | |
| 3 | Kamali Mojtaba | Iran | IRI | F57 | 31.94 | | | 664.00 | |
| FI Javelin M F35 - F38 | | | | | | | | | |
| 1 | Lucumi Villegas Luis Fernando | Colombia | COL | F38 | 47.22 | | | 927.00 | |
| 2 | de La Torre Huerta Rodrigo Jacob | Mexico | MEX | F37 | 35.52 | | | 590.00 | |
| 3 | Baherbakht Mortaza | Iran | IRI | F37 | 30.56 | | | 396.00 | |
| FI Javelin M F32 - F34 | | | | | | | | | |
| 1 | Meneses Medina Diego Fernando | Colombia | COL | F34 | 33.76 | | | 892.00 | |
| 2 | Beygrezaei Mohammadtaha | Iran | IRI | F34 | 25.36 | | | 549.00 | |
| 3 | Rezaei Moein Erfan | Iran | IRI | F33 | 15.93 | | | 505.00 | |
| FI Javelin M F11 - F13 | | | | | | | | | |
| | Scarpetta Rojas Juan Esteban | Colombia | COL | F12 | DNS | | | | |
| FI Javelin M F40 - F41 | | | | | | | | | |
| 1 | Valciukas Egidijus | Litauen | LTU | F41 | 28.35 | | | 438.00 | |
| FI Javelin M F42 - F47 | | | | | | | | | |
| 1 | Gabriel Buenaventura Eliezer | Mexico | MEX | F46 | 55.63 | | | 958.00 | |
| 2 | Rinku Rinku | India | IND | F46 | 54.92 | | | 945.00 | |
| 3 | Fathiganji Mohammad | Iran | IRI | F46 | 51.32 | | | 875.00 | |
| 4 | Sandhu Dilbardeep Singh | India | IND | F46 | 45.30 | | | 724.00 | |
| 5 | Hayes Garrison | United States of America | USA | F42 | 37.98 | | | 615.00 | |
| 6 | Sharifi Mofrad Hossein | Iran | IRI | F42 | 35.79 | | | 536.00 | |
| 7 | Vasilevich Dzmitry | Belarus | BLR | F46 | 38.84 | | | 519.00 | |
| 8 | Kasamatsu Taisei | Japan | JPN | F44 | 32.70 | | | 306.00 | |
| 9 | Gniadek Kamil | Poland | POL | F46 | 22.33 | | | 57.00 | |



World Para Athletics Junior Championships U20

Nottwil

Donnerstag, 3. August 2017 bis Sonntag, 6. August 2017

| Rang | Name | Club | Nat | Kla | Resultat | Wind | Disq | Pkt | Rek |
|----------------------------------|-----------------|---------|-----|-----|----------|------|------|--------|-----|
| FI Club throw M F31 - F51 | | | | | | | | | |
| 1 | Tavares Tyandre | Jamaica | JAM | F51 | 19.48 | | | 497.00 | |



World Para Athletics Junior Championships U20

Nottwil

Donnerstag, 3. August 2017 bis Sonntag, 6. August 2017

| Rang | Name | Club | Nat | Kla | Resultat | Wind | Disq | Pkt | Rek |
|------------------------------|-----------------------------------|---------------|-----|-----|----------|------|------|--------|-----|
| Long jump F F35 - F38 | | | | | | | | | |
| 1 | Carr Amy | Great Britain | GBR | F37 | 3.97 | +0.6 | | 595.00 | |
| | Braun Vanessa | Germany | GER | F38 | | | | | |
| Long jump F F20 | | | | | | | | | |
| 1 | Bayrak Esra | Turkey | TUR | F20 | 5.16 | +2.5 | | 855.00 | |
| 2 | Filipe Ana | Portugal | POR | F20 | 5.13 | +2.1 | | 843.00 | |
| 3 | Paim Carina | Portugal | POR | F20 | 4.78 | +2.5 | | 674.00 | |
| 4 | Padilla Lara Marlixa Alejandra | Ecuador | ECU | F20 | 4.37 | +1.1 | | 430.00 | |
| Long jump F F11 - F13 | | | | | | | | | |
| 1 | Playa Faus Meritxell | Spain | ESP | F11 | 4.57 | -0.4 | | 901.00 | |
| 2 | Ferreira Gabriela | Brazil | BRA | F12 | 5.13 | -0.9 | | 590.00 | |
| 3 | Brown Larissa | Canada | CAN | F12 | 4.79 | -0.1 | | 403.00 | |
| Long jump F F42 - F47 | | | | | | | | | |
| 1 | Tozawa Tomomi | Japan | JPN | F42 | 2.97 | 0.0 | | 118.00 | |
| Long jump M F35 - F38 | | | | | | | | | |
| 1 | Gomez Coa Juan Sebastian | Colombia | COL | F38 | 5.69 | -1.1 | | 674.00 | |
| 2 | Rill Dennis | Germany | GER | F38 | 5.05 | -0.1 | | 362.00 | |
| 3 | Koalick Franz Michael | Germany | GER | F37 | 4.80 | -0.5 | | 353.00 | |
| 4 | Serrano Garcia Jose Trinidad | Mexico | MEX | F36 | 4.08 | -1.5 | | 234.00 | |
| Long jump M F20 | | | | | | | | | |
| 1 | Carcelen Damian | Ecuador | ECU | F20 | 6.33 | +2.8 | | 762.00 | |
| 2 | Tang Nikki | Hong-Kong | HKG | F20 | 6.19 | +0.8 | | 708.00 | |
| 3 | Colorado Mina Anderson Alexander | Ecuador | ECU | F20 | 6.17 | +1.5 | | 701.00 | |
| 4 | Kopuzlu Onur | Turkey | TUR | F20 | 5.94 | +2.9 | | 604.00 | |
| Long jump M F11 - F13 | | | | | | | | | |
| 1 | Dragsund Nilsen Vegard, m | Norway | NOR | F13 | 6.08 | -0.8 | | 686.00 | |
| 2 | Sanchez Carrasco Jordi | Spain | ESP | F13 | 5.51 | -1.9 | | 429.00 | |
| 3 | Dimitrov Kostadin | Bulgaria | BUL | F13 | 5.35 | -1.7 | | 354.00 | |
| 4 | Palacio Rolando Ezequiel, m | Argentina | ARG | F11 | 4.54 | -0.9 | | 179.00 | |
| Long jump M F42 - F47 | | | | | | | | | |
| 1 | Suzuki Yudai | Japan | JPN | F47 | 6.51 | 0.0 | | 848.00 | |
| 2 | Piriz Alberto Nicolas, m | Argentina | ARG | F46 | 5.82 | -0.8 | | 579.00 | |
| 3 | Sousa Pereira Lucas | Brazil | BRA | F46 | 5.63 | -0.8 | | 491.00 | |
| 4 | Pentagoni Marco | Italy | ITA | F42 | 5.09 | 0.0 | | 401.00 | |
| 5 | Sanchez Mauricio Jonathan Japheth | Mexico | MEX | F46 | 5.27 | -0.7 | | 322.00 | |
| 6 | Beserra dos Santos Jeohsah | Brazil | BRA | F44 | 5.02 | +0.1 | | 196.00 | |



Allianz

RESULTS

Druckdatum: 09.08.2017

Auswertungszeitraum: 03.08.2017 - 06.08.2017

World Para Athletics Junior Championships U20

Nottwil

Donnerstag, 3. August 2017 bis Sonntag, 6. August 2017

| Rang | Name | Club | Nat | Kla | Resultat | Wind | Disq | Pkt | Rek |
|------------------------------|----------------------------|--------|-----|-----|----------|------|------|--------|-----|
| High jump M F42 - F47 | | | | | | | | | |
| 1 | Beserra dos Santos Jeohsah | Brazil | BRA | F44 | 1.83 | | | 429.00 | |



| Rang | Name | Club | Nat | Kla | Resultat | Disq | Pkt | Rek |
|-----------------------------|------------------------------------|--------------------------|-----|-----|---------------|------|---------|-----|
| TR 100 m F T35 - T38 | | | | | | | | |
| 1 | Oliveira Suelen | Brazil | BRA | T37 | 00:14.44 -0.3 | | 835.580 | |
| 2 | Kibil Jagoda | Poland | POL | T35 | 00:15.92 +0.2 | | 775.388 | |
| 3 | Carr Amy | Great Britain | GBR | T37 | 00:14.98 -0.3 | | 706.296 | |
| 4 | Sgorbini Nadia Berenice, f | Argentina | ARG | T36 | 00:15.68 +0.2 | | 696.299 | |
| 5 | Braun Vanessa | Germany | GER | T38 | 00:14.35 +0.2 | | 691.337 | |
| 6 | Muro Padilla Lucia Fernanda | Mexico | MEX | T38 | 00:14.56 +0.2 | | 633.711 | |
| 7 | Yoshikawa Kotomi, f | Japan | JPN | T37 | 00:15.45 -0.3 | | 582.418 | |
| 8 | Leikis Libby | New Zealand | NZL | T37 | 00:15.61 -0.3 | | 539.189 | |
| 9 | Seol Hyunjeong | Korea | KOR | T38 | 00:17.27 -0.3 | | 55.523 | |
| TR 100 m F T11 - T13 | | | | | | | | |
| 1 | Ferreira Gabriela | Brazil | BRA | T12 | 00:12.74 +0.8 | | 824.606 | |
| 2 | Brown Larissa | Canada | CAN | T12 | 00:13.32 +0.8 | | 662.653 | |
| 3 | Playa Faus Meritxell | Spain | ESP | T11 | 00:14.14 +0.6 | | 441.332 | |
| 4 | Munguira Ortiz de Cosca Itxaso | Spain | ESP | T11 | 00:14.57 +0.6 | | 318.473 | |
| 5 | Biernat Inga | Poland | POL | T13 | 00:14.80 +0.6 | | 255.582 | |
| TR 100 m F T42 - T47 | | | | | | | | |
| 1 | Misu Honoka, f | Japan | JPN | T47 | 00:13.34 +0.8 | | 762.943 | |
| 2 | Cerna Amanda | Chile | CHI | T47 | 00:13.48 +0.8 | | 724.693 | |
| 3 | Dalhaug Anna | Norway | NOR | T42 | 00:17.63 +0.8 | | 533.268 | |
| 4 | Heims Jessica | United States of America | USA | T44 | 00:14.75 +0.8 | | 493.609 | |
| 5 | Tozawa Tomomi | Japan | JPN | T42 | 00:18.44 +0.8 | | 345.178 | |
| 6 | Deliler Ann Selda, f | Norway | NOR | T42 | 00:19.71 +0.8 | | 123.317 | |
| TR 100 m F T51 - T54 | | | | | | | | |
| 1 | Farrell Abby, f | United States of America | USA | T54 | 00:18.42 +1.5 | | 616.113 | |
| TR 100 m M T35 - T38 | | | | | | | | |
| 1 | Gomez Coa Juan Sebastian | Colombia | COL | T38 | 00:11.94 -0.1 | | 750.549 | |
| 2 | Aichoun Amar | Great Britain | GBR | T38 | 00:11.95 -0.1 | | 747.083 | |
| 3 | Barrios Pablo | Argentina | ARG | T37 | 00:12.41 +0.8 | | 716.649 | |
| 4 | Rill Dennis | Germany | GER | T38 | 00:12.05 -0.1 | | 711.786 | |
| 5 | Lucumi Villegas Luis Fernando | Colombia | COL | T38 | 00:12.08 -0.1 | | 700.984 | |
| 6 | Koalick Franz Michael | Germany | GER | T37 | 00:12.52 +0.8 | | 677.974 | |
| 7 | de Avila Gomez Andres Felipe | Colombia | COL | T36 | 00:13.16 +0.8 | | 652.869 | |
| 8 | Mondt Derek, m | United States of America | USA | T38 | 00:12.83 -0.1 | | 416.321 | |
| 9 | Meissner Malcom | Germany | GER | T37 | 00:13.25 +0.8 | | 408.420 | |
| 10 | Sorimachi Masatoshi | Japan | JPN | T37 | 00:13.34 +0.8 | | 376.184 | |
| 11 | Magalhaes Damasceno Lucas Vinicius | Brazil | BRA | T35 | 00:14.43 -0.1 | | 343.028 | |
| 12 | Soriano Jacome Ivan Alexander | Spain | ESP | T37 | 00:13.48 +0.8 | | 327.695 | |
| 13 | Manu Manu | India | IND | T37 | 00:13.50 +0.8 | | 320.962 | |
| 14 | Serrano Garcia Jose Trinidad | Mexico | MEX | T36 | 00:14.23 -0.1 | | 283.816 | |
| 15 | Berdis Matej | Czech Republic | CZE | T35 | 00:18.99 +0.8 | | 1.000 | |



World Para Athletics Junior Championships U20

Nottwil
Donnerstag, 3. August 2017 bis Sonntag, 6. August 2017

| Rang | Name | Club | Nat | Kla | Resultat | Disq | Pkt | Rek |
|-----------------------------|--------------------------------------|--------------------------|-----|-----|---------------|------|---------|-----|
| TR 100 m M T11 - T13 | | | | | | | | |
| 1 | Moradi Mehrdad | Iran | IRI | T12 | 00:11.33 +0.9 | | 890.948 | |
| 2 | Brown Jason Dennis | Jamaica | JAM | T12 | 00:11.33 +0.5 | | 890.947 | |
| 3 | Marinho de Oliveira Joeferson | Brazil | BRA | T12 | 00:11.37 +0.5 | | 879.404 | |
| 4 | Nicpon Jakub | Poland | POL | T13 | 00:11.30 +0.9 | | 875.690 | |
| 5 | Tanner Timothy, m | United States of America | USA | T13 | 00:11.43 +1.0 | | 835.826 | |
| 6 | Dragsund Nilsen Vegard, m | Norway | NOR | T13 | 00:11.54 +1.0 | | 800.021 | |
| 7 | Mashhadian Khouzani Mohammad | Iran | IRI | T13 | 00:11.74 +0.9 | | 730.509 | |
| 8 | Sancho Villanueva Diego | Spain | ESP | T13 | 00:11.76 +1.0 | | 723.276 | |
| 9 | Hermans Dylan | Canada | CAN | T13 | 00:11.78 +0.9 | | 715.997 | |
| 10 | Sanchez Carrasco Jordi | Spain | ESP | T13 | 00:12.14 +0.9 | | 578.807 | |
| 11 | Matsunaga Junki, m | Japan | JPN | T12 | 00:12.23 +0.5 | | 578.350 | |
| 12 | Palacio Rolando Ezequiel, m | Argentina | ARG | T11 | 00:12.53 +0.5 | | 524.492 | |
| 13 | Dimitrov Kostadin | Bulgaria | BUL | T13 | 00:12.36 +1.0 | | 492.128 | |
| 14 | Kim Muhyeon | Korea | KOR | T13 | 00:12.77 +0.9 | | 336.188 | |
| TR 100 m M T42 - T47 | | | | | | | | |
| 1 | Suzuki Yudai | Japan | JPN | T47 | 00:11.30 +1.5 | | 890.963 | |
| 2 | Thomas Tevaughn Kevin | Jamaica | JAM | T46 | 00:11.52 +1.5 | | 824.108 | |
| 3 | Pototschnig Alexander | Austria | AUT | T47 | 00:11.60 +1.5 | | 797.930 | |
| 4 | Piriz Alberto Nicolas, m | Argentina | ARG | T46 | 00:11.80 +1.5 | | 728.586 | |
| 5 | Lal Vinay Kumar | India | IND | T44 | 00:12.40 +1.2 | | 485.998 | |
| 6 | Kasamatsu Taisei | Japan | JPN | T44 | 00:12.49 +1.2 | | 450.850 | |
| 7 | Madronero Ramon David | Spain | ESP | T47 | 00:12.55 +1.5 | | 440.578 | |
| 8 | Hayes Garrison | United States of America | USA | T42 | 00:13.95 +1.2 | | 385.145 | |
| 9 | Sanchez Mauricio Jonathan Japheth | Mexico | MEX | T46 | 00:12.84 +1.5 | | 332.418 | |
| 10 | Pentagoni Marco | Italy | ITA | T42 | 00:15.03 +1.2 | | 100.788 | |
| 11 | Beserra dos Santos Jeohsah | Brazil | BRA | T44 | 00:13.68 +1.2 | | 93.975 | |
| 12 | Sousa Pereira Lucas | Brazil | BRA | T46 | 00:38.96 +1.5 | | 1.000 | |
| TR 100 m M T33 - T34 | | | | | | | | |
| 1 | Boardman Craig | Great Britain | GBR | T34 | 00:15.25 +0.7 | | 991.722 | ER |
| 2 | Foster Norris | United States of America | USA | T34 | 00:16.35 +0.7 | | 808.034 | |
| TR 100 m M T51 - T54 | | | | | | | | |
| 1 | Rigo Isaiah | United States of America | USA | T52 | 00:17.98 +0.1 | | 823.234 | |
| 2 | Poot Uitz Juan Adonay | Mexico | MEX | T53 | 00:16.03 +0.1 | | 690.226 | |
| 3 | Croft Phillip | United States of America | USA | T53 | 00:16.35 +0.1 | | 614.205 | |
| 4 | Agnew Jack | Great Britain | GBR | T54 | 00:15.90 +0.1 | | 548.804 | |
| 5 | Wakiyama Riku, m | Japan | JPN | T54 | 00:15.94 +0.1 | | 538.614 | |
| 6 | Ristiranta Niko, m | Finland | FIN | T54 | 00:16.34 +0.1 | | 437.669 | |
| 7 | Kimura Yuusei | Japan | JPN | T54 | 00:17.01 +0.1 | | 282.050 | |



| Rang | Name | Club | Nat | Kla | Resultat | Disq | Pkt | Rek |
|-----------------------------|---------------------------------------|--------------------------|-----|-----|---------------|------|---------|-----|
| TR 200 m F T35 - T38 | | | | | | | | |
| 1 | Carr Amy | Great Britain | GBR | T37 | 00:30.97 +0.3 | | 786.205 | |
| 2 | Oliveira Suelen | Brazil | BRA | T37 | 00:31.38 +0.3 | | 742.667 | |
| 3 | Yoshikawa Kotomi, f | Japan | JPN | T37 | 00:31.64 +0.3 | | 714.145 | |
| 4 | Muro Padilla Lucia Fernanda | Mexico | MEX | T38 | 00:30.18 +0.2 | | 683.296 | |
| 5 | Braun Vanessa | Germany | GER | T38 | 00:30.47 +0.2 | | 648.264 | |
| 6 | Kibil Jagoda | Poland | POL | T35 | 00:33.66 +0.2 | | 611.688 | |
| 7 | Leikis Libby | New Zealand | NZL | T37 | 00:32.54 +0.3 | | 611.374 | |
| 8 | Sgorbini Nadia Berenice, f | Argentina | ARG | T36 | 00:33.94 +0.2 | | 572.789 | |
| 9 | Seol Hyunjeong | Korea | KOR | T38 | 00:36.66 +0.3 | | 62.208 | |
| TR 200 m F T11 - T13 | | | | | | | | |
| 1 | Ferreira Gabriela | Brazil | BRA | T12 | 00:26.94 0.0 | | 708.801 | |
| 2 | Brown Larissa | Canada | CAN | T12 | 00:27.96 0.0 | | 570.626 | |
| 3 | Munguira Ortiz de Cosca Itxaso | Spain | ESP | T11 | 00:30.50 0.0 | | 305.397 | |
| 4 | Biernat Inga | Poland | POL | T13 | 00:31.47 0.0 | | 223.607 | |
| TR 200 m F T42 - T47 | | | | | | | | |
| 1 | Cerna Amanda | Chile | CHI | T47 | 00:27.72 +0.4 | | 759.029 | |
| 2 | Behera Jayanti | India | IND | T47 | 00:28.04 +0.4 | | 719.851 | |
| 3 | Heims Jessica | United States of America | USA | T44 | 00:29.89 +0.4 | | 676.504 | |
| 4 | Fu Long Kei | Hong-Kong | HKG | T47 | 00:31.74 +0.4 | | 256.270 | |
| TR 200 m F T51 - T54 | | | | | | | | |
| 1 | Farrell Abby, f | United States of America | USA | T54 | 00:33.90 +0.1 | | 572.068 | |
| TR 200 m M T35 - T38 | | | | | | | | |
| 1 | Kotkowski Michal | Poland | POL | T37 | 00:24.63 +0.5 | | 793.932 | |
| 2 | Gomez Coa Juan Sebastian | Colombia | COL | T38 | 00:24.64 +0.4 | | 715.815 | |
| 3 | Aichoun Amar | Great Britain | GBR | T38 | 00:24.75 +0.4 | | 697.116 | |
| 4 | Koalick Franz Michael | Germany | GER | T37 | 00:25.53 +0.5 | | 646.287 | |
| 5 | Barrios Pablo | Argentina | ARG | T37 | 00:26.17 +0.5 | | 533.261 | |
| 6 | de Avila Gomez Andres Felipe | Colombia | COL | T36 | 00:28.17 +0.4 | | 484.993 | |
| 7 | Mondt Derek, m | United States of America | USA | T38 | 00:26.19 +0.4 | | 439.270 | |
| 8 | Manu Manu | India | IND | T37 | 00:27.13 +0.5 | | 365.725 | |
| 9 | Meissner Malcom | Germany | GER | T37 | 00:27.17 +0.5 | | 359.076 | |
| 10 | Raykowski Moritz | Germany | GER | T37 | 00:27.78 +0.5 | | 263.541 | |
| 11 | Sorimachi Masatoshi | Japan | JPN | T37 | 00:27.78 +0.5 | | 263.541 | |
| 12 | Serrano Garcia Jose Trinidad | Mexico | MEX | T36 | 00:29.93 +0.4 | | 219.728 | |
| 13 | Soriano Jacome Ivan Alexander | Spain | ESP | T37 | 00:28.24 +0.5 | | 200.582 | |
| 14 | Magalhaes Damasceno Lucas Vinicius | Brazil | BRA | T35 | 00:31.22 +0.4 | | 167.841 | |
| 15 | Berdis Matej | Czech Republic | CZE | T35 | 00:42.13 +0.4 | | 1.000 | |



World Para Athletics Junior Championships U20

Nottwil

Donnerstag, 3. August 2017 bis Sonntag, 6. August 2017

| Rang | Name | Club | Nat | Kla | Resultat | Disq | Pkt | Rek |
|-----------------------------|--|--------------------------|------------|------------|----------------------|------|---------|-----|
| TR 200 m M T11 - T13 | | | | | | | | |
| 1 | Nicpon Jakub | Poland | POL | T13 | 00:23.26 -0.3 | | 817.854 | |
| 2 | Tanner Timothy, m | United States of America | USA | T13 | 00:23.29 -0.3 | | 813.171 | |
| 3 | Moradi Mehrdad | Iran | IRI | T12 | 00:23.45 -0.7 | | 795.750 | |
| 4 | Brown Jason Dennis | Jamaica | JAM | T12 | 00:23.83 -0.7 | | 732.769 | |
| 5 | Mashhadian Khouzani Mohammad | Iran | IRI | T13 | 00:23.95 -0.3 | | 703.078 | |
| 6 | Sancho Villanueva Diego | Spain | ESP | T13 | 00:24.34 -0.3 | | 632.892 | |
| 7 | Hermans Dylan | Canada | CAN | T13 | 00:25.80 -0.2 | | 363.551 | |
| 8 | Dimitrov Kostadin | Bulgaria | BUL | T13 | 00:26.28 -0.3 | | 283.157 | |
| 9 | Kim Muhyeon | Korea | KOR | T13 | 00:26.65 -0.3 | | 227.235 | |
| 10 | Palacio Rolando Ezequiel, m Marinho de Oliveira Joeferson | Argentina Brazil | ARG BRA | T11 T12 | 00:27.67 -0.7 DNF | | 175.808 | |
| TR 200 m M T42 - T47 | | | | | | | | |
| 1 | Aamit Kumar Aamit Kumar | India | IND | T46 | 00:23.23 +0.5 | | 813.753 | |
| 2 | Pototschnig Alexander | Austria | AUT | T47 | 00:23.40 +0.5 | | 786.606 | |
| 3 | Thomas Tevaughn Kevin | Jamaica | JAM | T46 | 00:24.30 +0.5 | | 629.427 | |
| 4 | Lal Vinay Kumar | India | IND | T44 | 00:25.02 +0.5 | | 561.455 | |
| 5 | Madronero Ramon David | Spain | ESP | T47 | 00:25.02 +0.5 | | 494.736 | |
| 6 | Pentagoni Marco | Italy | ITA | T42 | 00:32.85 +0.5 | | 18.994 | |
| TR 200 m M T33 - T34 | | | | | | | | |
| 1 | Boardman Craig | Great Britain | GBR | T34 | 00:27.81 +0.1 | | 920.635 | |
| 2 | Foster Norris | United States of America | USA | T34 | 00:29.03 +0.1 | | 800.593 | |
| TR 200 m M T51 - T54 | | | | | | | | |
| 1 | Rigo Isaiah | United States of America | USA | T52 | 00:31.83 +1.2 | | 884.566 | |
| 2 | Croft Phillip | United States of America | USA | T53 | 00:28.49 +1.2 | | 683.025 | |
| 3 | Agnew Jack | Great Britain | GBR | T54 | 00:27.53 +1.2 | | 649.278 | |
| 4 | Poot Uitz Juan Adonay | Mexico | MEX | T53 | 00:29.03 +1.2 | | 613.904 | |
| 5 | Wakiyama Riku, m | Japan | JPN | T54 | 00:28.08 +1.2 | | 574.831 | |
| 6 | Ristiranta Niko, m | Finland | FIN | T54 | 00:28.34 +1.2 | | 539.331 | |
| 7 | Kimura Yuusei | Japan | JPN | T54 | 00:29.60 +1.2 | | 371.826 | |
| TR 400 m F T20 | | | | | | | | |
| 1 | Toyama Aimi | Japan | JPN | T20 | 01:01.86 0.0 | | 848.405 | |
| 2 | Paim Carina | Portugal | POR | T20 | 01:02.21 0.0 | | 831.829 | |
| 3 | Padilla Lara Marlixa Alejandra | Ecuador | ECU | T20 | 01:03.13 0.0 | | 786.409 | |
| 4 | Bayrak Esra | Turkey | TUR | T20 | 01:04.87 0.0 | | 694.211 | |
| 5 | Okabe Ran | Japan | JPN | T20 | 01:07.38 0.0 | | 552.156 | |
| 6 | Keskinsoy Yasemin | Turkey | TUR | T20 | 01:08.09 0.0 | | 511.409 | |
| TR 400 m F T11 - T13 | | | | | | | | |
| 1 | Carrillo Vizcarra Adriana | Mexico | MEX | T11 | 01:09.43 0.0 | | 312.879 | |
| 2 | Munguira Ortiz de Cosca Itxaso | Spain | ESP | T11 | 01:12.46 0.0 | | 176.523 | |



| Rang | Name | Club | Nat | Kla | Resultat | Disq | Pkt | Rek |
|-----------------------------|---|--------------------------|------------|------------|----------|------------|---------|-------|
| TR 400 m F T42 - T47 | | | | | | | | |
| 1 | Behera Jayanti | India | IND | T47 | 01:01.37 | 0.0 | 783.511 | |
| 2 | Cerna Amanda | Chile | CHI | T47 | 01:02.02 | 0.0 | 748.828 | |
| 3 | Fu Long Kei | Hong-Kong | HKG | T47 | 01:14.72 | 0.0 | 110.779 | |
| TR 400 m F T51 - T54 | | | | | | | | |
| 1 | Farrell Abby, f | United States of America | USA | T54 | 01:05.21 | 0.0 | 469.346 | |
| TR 400 m M T20 | | | | | | | | |
| 1 | Carcelen Damian | Ecuador | ECU | T20 | 00:49.46 | 0.0 | 939.439 | |
| 2 | Colorado Mina Anderson Alexander | Ecuador | ECU | T20 | 00:49.89 | 0.0 | 916.254 | |
| 3 | Kouakou Charles-Antoine | France | FRA | T20 | 00:50.10 | 0.0 | 904.471 | |
| 4 | Kopuzlu Onur | Turkey | TUR | T20 | 00:52.91 | 0.0 | 720.098 | |
| 5 | Hohl Johannes | Germany | GER | T20 | 00:54.71 | 0.0 | 582.693 | |
| TR 400 m M T11 - T13 | | | | | | | | |
| 1 | Mashhadian Khouzani Mohammad | Iran | IRI | T13 | 00:52.32 | 0.0 | 724.148 | |
| 2 | Nicpon Jakub | Poland | POL | T13 | 00:52.92 | 0.0 | 679.121 | |
| 3 | de Souza Samuel | Brazil | BRA | T13 | 00:53.28 | 0.0 | 651.462 | |
| 4 | Moradi Mehrdad | Iran | IRI | T12 | 00:55.64 | 0.0 | 541.203 | |
| 5 | Sancho Villanueva Diego | Spain | ESP | T13 | 00:55.51 | 0.0 | 475.230 | |
| 6 | Neri Nicholas | Canada | CAN | T13 | 00:58.82 | 0.0 | 237.201 | |
| TR 400 m M T42 - T47 | | | | | | | | |
| 1 | Suzuki Yudai | Japan | JPN | T47 | 00:50.35 | 0.0 | 916.588 | |
| 2 | Aamit Kumar Aamit Kumar | India | IND | T46 | 00:51.26 | 0.0 | 863.938 | |
| 3 | Pototschnig Alexander | Austria | AUT | T47 | 00:53.21 | 0.0 | 734.120 | |
| 4 | Stoyanov Hristiyan | Bulgaria | BUL | T46 | 00:53.68 | 0.0 | 699.926 | |
| 5 | Guscus Lukas | Litauen | LTU | T45 | 00:55.48 | 0.0 | 562.540 | |
| 6 | Madronero Ramon David Sousa Pereira Lucas | Spain Brazil | ESP BRA | T47 T46 | 00:56.56 | 0.0 DNS | 478.413 | |
| TR 400 m M T33 - T34 | | | | | | | | |
| 1 | Boardman Craig | Great Britain | GBR | T34 | 00:54.11 | 0.0 | 839.575 | |
| 2 | Foster Norris | United States of America | USA | T34 | 00:58.00 | 0.0 | 608.778 | |
| TR 400 m M T51 - T54 | | | | | | | | |
| 1 | Rigo Isaiah | United States of America | USA | T52 | 01:01.99 | 0.0 | 819.162 | |
| 2 | Agnew Jack | Great Britain | GBR | T54 | 00:52.68 | 0.0 | 587.000 | |
| 3 | Croft Phillip | United States of America | USA | T53 | 00:55.60 | 0.0 | 557.994 | |
| 4 | Wakiyama Riku, m | Japan | JPN | T54 | 00:53.57 | 0.0 | 523.961 | |
| 5 | Yamakita Taishi | Japan | JPN | T54 | 00:56.21 | 0.0 | 344.305 | |
| 6 | Ristiranta Niko, m | Finland | FIN | T54 | 00:56.78 | 0.0 | 308.830 | |
| 7 | Kimura Yuusei | Japan | JPN | T54 | 00:58.38 | 0.0 | 219.019 | |
| | Poot Uitz Juan Adonay | Mexico | MEX | T53 | | DQ | | R18.5 |
| TR 800 m F T11 - T13 | | | | | | | | |
| 1 | Carrillo Vizcarra Adriana | Mexico | MEX | T11 | 02:44.02 | 0.0 | 466.856 | |



World Para Athletics Junior Championships U20

Nottwil
Donnerstag, 3. August 2017 bis Sonntag, 6. August 2017

| Rang | Name | Club | Nat | Kla | Resultat | Disq | Pkt | Rek |
|------------------------------|--------------------|--------------------------|-----|-----|----------|------|---------|-----|
| TR 800 m F T51 - T54 | | | | | | | | |
| 1 | Farrell Abby, f | United States of America | USA | T54 | 02:11.80 | 0.0 | 400.332 | |
| TR 800 m M T35 - T38 | | | | | | | | |
| 1 | Mondt Derek, m | United States of America | USA | T38 | 02:12.33 | 0.0 | 724.995 | |
| 2 | Kotkowski Michal | Poland | POL | T37 | 02:08.76 | 0.0 | 720.258 | |
| 3 | Howard Will | Australia | AUS | T37 | 02:11.75 | 0.0 | 608.139 | |
| 4 | Raykowski Moritz | Germany | GER | T37 | 02:20.60 | 0.0 | 274.043 | |
| TR 800 m M T11 - T13 | | | | | | | | |
| 1 | Walton Branden | United States of America | USA | T13 | 02:03.10 | 0.0 | 607.886 | |
| 2 | de Souza Samuel | Brazil | BRA | T13 | 02:04.98 | 0.0 | 529.228 | |
| 3 | Scherf Noah | United States of America | USA | T13 | 02:05.66 | 0.0 | 500.607 | |
| 4 | Neri Nicholas | Canada | CAN | T13 | 02:06.27 | 0.0 | 474.992 | |
| TR 800 m M T51 - T54 | | | | | | | | |
| 1 | Agnew Jack | Great Britain | GBR | T54 | 01:46.37 | 0.0 | 586.753 | |
| 2 | Croft Phillip | United States of America | USA | T53 | 01:50.67 | 0.0 | 545.271 | |
| 3 | Yamakita Taishi | Japan | JPN | T54 | 01:50.94 | 0.0 | 435.570 | |
| 4 | Kimura Yuusei | Japan | JPN | T54 | 01:57.08 | 0.0 | 254.683 | |
| TR 1500 m F T20 | | | | | | | | |
| 1 | Keskinsoy Yasemin | Turkey | TUR | T20 | 06:12.06 | 0.0 | 8.690 | |
| TR 1500 m F T51 - T54 | | | | | | | | |
| 1 | Farrell Abby, f | United States of America | USA | T54 | 04:23.17 | 0.0 | 252.750 | |
| TR 1500 m M T11 - T13 | | | | | | | | |
| 1 | Scherf Noah | United States of America | USA | T13 | 04:16.19 | 0.0 | 545.748 | |
| 2 | Walton Branden | United States of America | USA | T13 | 04:24.01 | 0.0 | 398.532 | |
| 3 | Neri Nicholas | Canada | CAN | T13 | 04:28.12 | 0.0 | 325.493 | |
| TR 1500 m M T42 - T47 | | | | | | | | |
| 1 | Stoyanov Hristiyan | Bulgaria | BUL | T46 | 04:05.14 | 0.0 | 796.482 | |
| 2 | Guscus Lukas | Litauen | LTU | T45 | 04:55.66 | 0.0 | 49.941 | |
| TR 1500 m M T51 - T54 | | | | | | | | |
| 1 | Agnew Jack | Great Britain | GBR | T54 | 03:35.21 | 0.0 | 400.591 | |
| 2 | Croft Phillip | United States of America | USA | T53 | 03:38.57 | 0.0 | 349.940 | |
| 3 | Yamakita Taishi | Japan | JPN | T54 | 03:38.63 | 0.0 | 349.059 | |

World Para Athletics Junior Championships U20

Nottwil

Donnerstag, 3. August 2017 bis Sonntag, 6. August 2017

Rangliste
Staffel

| Rang | Name | Club | Nat | Kla | Resultat | Disq | Rek |
|----------------------------|-----------------------------|--------------------------|-----|-----|----------|------|-----|
| TR 4x100 m 35 - T54 | | | | | | | |
| 1 | Team USA | | | | 00:53.66 | | |
| | Tanner Timothy, m | United States of America | USA | T13 | | | |
| | Hatz Beatriz, f | United States of America | USA | T44 | | | |
| | Mondt Derek, m | United States of America | USA | T38 | | | |
| | Farrell Abby, f | United States of America | USA | T54 | | | |
| 2 | Team Japan | | | | 00:54.55 | | |
| | Matsunaga Junki, m | Japan | JPN | T12 | | | |
| | Misu Honoka, f | Japan | JPN | T47 | | | |
| | Yoshikawa Kotomi, f | Japan | JPN | T37 | | | |
| | Wakiyama Riku, m | Japan | JPN | T54 | | | |
| 3 | Team Argentina | | | | 00:57.12 | | |
| | Palacio Rolando Ezequiel, m | Argentina | ARG | T11 | | | |
| | Piriz Alberto Nicolas, m | Argentina | ARG | T46 | | | |
| | Sgorbini Nadia Berenice, f | Argentina | ARG | T36 | | | |
| | Montenegro Lucia, f | Argentina | ARG | T54 | | | |
| 4 | Team Nordic | | | | 01:03.56 | | |
| | Dragsund Nilsen Vegard, m | Norway | NOR | T13 | | | |
| | Deliler Ann Selda, f | Norway | NOR | T42 | | | |
| | Hilmarsdottir Helena Osk, f | Iceland | ISL | T38 | | | |
| | Ristiranta Niko, m | Finland | FIN | T54 | | | |





































MEDAL TABLE U18

| Rank | Country | | | Gold | Silver | Bronze | Total |
|------|--------------------------|--|-----|------|--------|--------|-------|
| 1 | United States of America | | USA | 9 | 3 | 6 | 18 |
| 2 | Islamic Republic of Iran | | IRI | 6 | 2 | 1 | 9 |
| 3 | Australia | | AUS | 5 | 6 | 8 | 19 |
| 4 | Germany | | GER | 5 | 4 | 4 | 13 |
| 5 | Mexico | | MEX | 5 | 3 | 3 | 11 |
| 6 | Great Britain | | GBR | 4 | 2 | 2 | 8 |
| 7 | South Africa | | RSA | 4 | | 1 | 5 |
| 8 | Brazil | | BRA | 3 | 3 | | 6 |
| 9 | Spain | | ESP | 2 | 3 | 3 | 8 |
| 10 | Argentina | | ARG | 2 | 3 | | 5 |
| 11 | Canada | | CAN | 2 | | 1 | 3 |
| 12 | Austria | | AUT | 2 | | | 2 |
| | Japan | | JPN | 2 | | | 2 |
| | Saudi Arabia | | KSA | 2 | | | 2 |
| 15 | Italy | | ITA | 1 | 4 | 5 | 10 |
| 16 | Colombia | | COL | 1 | 3 | 1 | 5 |
| 17 | Croatia | | CRO | 1 | 3 | | 4 |
| 18 | Poland | | POL | 1 | 1 | 1 | 3 |
| | Turkey | | TUR | 1 | 1 | 1 | 3 |
| 20 | Switzerland | | SUI | 1 | 1 | | 2 |
| 21 | Chile | | CHI | 1 | | | 1 |
| | Portugal | | POR | 1 | | | 1 |
| 23 | United Arab Emirates | | UAE | | 5 | 2 | 7 |
| 24 | Belgium | | BEL | | 2 | 2 | 4 |
| 25 | Belarus | | BLR | | 1 | | 1 |
| | Czech Republic | | CZE | | 1 | | 1 |
| | New Zealand | | NZL | | 1 | | 1 |
| 28 | Iceland | | ISL | | | 1 | 1 |
| 29 | Finland | | FIN | | | | |
| | Jamaica | | JAM | | | | |
| | Kazakhstan | | KAZ | | | | |
| | Republic of Korea | | KOR | | | | |












































MEDAL TABLE U20

| Rank | Country | | | Gold | Silver | Bronze | Total |
|------|--------------------------|---|-----|------|--------|--------|-------|
| 1 | United States of America |  | USA | 9 | 5 | 4 | 18 |
| 2 | Great Britain |  | GBR | 7 | 2 | 3 | 12 |
| 3 | Colombia |  | COL | 7 | 1 | 1 | 9 |
| 4 | Islamic Republic of Iran |  | IRI | 6 | 3 | 4 | 13 |
| 5 | Japan |  | JPN | 5 | | 2 | 7 |
| 6 | Mexico |  | MEX | 3 | 4 | | 7 |
| 7 | Brazil |  | BRA | 3 | 3 | 3 | 9 |
| 8 | Spain |  | ESP | 3 | 2 | 3 | 8 |
| 9 | India |  | IND | 2 | 3 | | 5 |
| | Poland |  | POL | 2 | 3 | | 5 |
| 11 | Ecuador |  | ECU | 2 | 1 | 2 | 5 |
| 12 | Turkey |  | TUR | 2 | | | 2 |
| 13 | Chile |  | CHI | 1 | 2 | | 3 |
| 14 | Bulgaria |  | BUL | 1 | | 1 | 2 |
| | Norway |  | NOR | 1 | | 1 | 2 |
| 16 | New Zealand |  | NZL | 1 | | | 1 |
| 17 | Argentina |  | ARG | | 2 | 3 | 5 |
| 18 | Jamaica |  | JAM | | 2 | 1 | 3 |
| | Portugal |  | POR | | 2 | 1 | 3 |
| 20 | Canada |  | CAN | | 2 | | 2 |
| 21 | Belarus |  | BLR | | 2 | | 2 |
| 22 | Austria |  | AUT | | 1 | 2 | 3 |
| 23 | Germany |  | GER | | 1 | 1 | 2 |
| 24 | Hong Kong, China |  | HKG | | 1 | | 1 |
| 25 | Australia |  | AUS | | | 1 | 1 |
| | France |  | FRA | | | 1 | 1 |
| 27 | Croatia |  | CRO | | | | |
| | Czech Republic |  | CZE | | | | |
| | Finland |  | FIN | | | | |
| | Iceland |  | ISL | | | | |
| | Italy |  | ITA | | | | |
| | Lithuania |  | LTU | | | | |
| | Namibia |  | NAM | | | | |
| | Republic of Korea |  | KOR | | | | |



MEDAL TABLE COMBINED

| Rank | Country |  | Country Code | Gold | Silver | Bronze | Total |
|------|--------------------------|---|--------------|------|--------|--------|-------|
| 1 | United States of America |  | USA | 18 | 8 | 10 | 36 |
| 2 | Islamic Republic of Iran |  | IRI | 12 | 5 | 5 | 22 |
| 3 | Great Britain |  | GBR | 11 | 4 | 5 | 20 |
| 4 | Mexico |  | MEX | 8 | 7 | 3 | 18 |
| 5 | Colombia |  | COL | 8 | 4 | 2 | 14 |
| 6 | Japan |  | JPN | 7 | | 2 | 9 |
| 7 | Brazil |  | BRA | 6 | 6 | 3 | 15 |
| 8 | Australia |  | AUS | 5 | 6 | 9 | 20 |
| 9 | Spain |  | ESP | 5 | 5 | 6 | 16 |
| 10 | Germany |  | GER | 5 | 5 | 5 | 15 |
| 11 | South Africa |  | RSA | 4 | | 1 | 5 |
| 12 | Poland |  | POL | 3 | 4 | 1 | 8 |
| 13 | Turkey |  | TUR | 3 | 1 | 1 | 5 |
| 14 | Argentina |  | ARG | 2 | 5 | 3 | 10 |
| 15 | India |  | IND | 2 | 3 | | 5 |
| 16 | Canada |  | CAN | 2 | 2 | 1 | 5 |
| 17 | Chile |  | CHI | 2 | 2 | | 4 |
| 18 | Austria |  | AUT | 2 | 1 | 2 | 5 |
| | Ecuador |  | ECU | 2 | 1 | 2 | 5 |
| 20 | Saudi Arabia |  | KSA | 2 | | | 2 |
| 21 | Italy |  | ITA | 1 | 4 | 5 | 10 |
| 22 | Croatia |  | CRO | 1 | 3 | | 4 |
| 23 | Portugal |  | POR | 1 | 2 | 1 | 4 |
| 24 | New Zealand |  | NZL | 1 | 1 | | 2 |
| | Switzerland |  | SUI | 1 | 1 | | 2 |
| 26 | Bulgaria |  | BUL | 1 | | 1 | 2 |
| | Norway |  | NOR | 1 | | 1 | 2 |
| 28 | United Arab Emirates |  | UAE | | 5 | 2 | 7 |
| 29 | Belarus |  | BLR | | 3 | | 3 |
| 30 | Belgium |  | BEL | | 2 | 2 | 4 |
| 31 | Jamaica |  | JAM | | 2 | 1 | 3 |
| 32 | Czech Republic |  | CZE | | 1 | | 1 |
| | Hong Kong, China |  | HKG | | 1 | | 1 |
| 34 | France |  | FRA | | | 1 | 1 |
| | Iceland |  | ISL | | | 1 | 1 |
| 36 | Finland |  | FIN | | | | |
| | Kazakhstan |  | KAZ | | | | |
| | Lithuania |  | LTU | | | | |
| | Namibia |  | NAM | | | | |
| | Republic of Korea |  | KOR | | | | |