

Boccia European Championships 2009 Póvoa de Varzim/Portugal

25.06.-03.07.2009

Results

(nur Berwerbe mit österr. Beteiligung)
nicht vollständig !!!

Anmerkung:

Die Zusammenstellung der digitalen Resultate hat ihren Ursprung in Original-Ergebnislisten oder ist eine Teilreproduktion.
Zum leichteren Auffinden von Einzelergebnissen kann sie mit „Lesezeichen“ versehen sein.
Erstellung von Gerhard Frank (Systemadministrator „parateX“)

Boccia European Championships 2009 - Regional Championships
Povoia de Varzim

List of Results by Category - OnLine

Teams BC1/BC2

Pool's Section

Pool A													
No.	Name	Country	1	2	3	4	5	Won	Lost	Scored	Conceded	Points	Position
501	GREAT BRITAIN	GBR		w 8_1	w 9_5	w 6_0	w 20_0	4	0	43	6	8	1
506	SLOVAKIA	SVK	L 1_8		w 13_1	w 10_3	w 12_2	3	1	36	14	6	2
507	FINLAND	FIN	L 5_9	L 1_13		w 13_2	w 19_1	2	2	38	25	4	3
512	GREECE	GRE	L 0_6	L 3_10	L 2_13		w 9_1	1	3	14	30	2	4
513	GERMANY	GER	L 0_20	L 2_12	L 1_19	L 1_9		0	4	4	60	0	5

Pool B													
No.	Name	Country	1	2	3	4	5	Won	Lost	Scored	Conceded	Points	Position
502	PORTUGAL	POR		w 10_3	w 14_1	w 7_2		3	0	31	6	6	1
505	NORWAY	NOR	L 3_10		w 6_5	w 7_6		2	1	16	21	4	2
508	NETHERLANDS	NED	L 1_14	L 5_6		L 1_8		0	3	7	28	0	4
511	CZECH REPUBLIC	CZE	L 2_7	L 6_7	w 8_1			1	2	16	15	2	3

Pool C													
---------------	--	--	--	--	--	--	--	--	--	--	--	--	--

No.	Name	Country	1	2	3	4	5	Won	Lost	Scored	Conceded	Points	Position
503	SPAIN	ESP		W 10_3	W 10_1	W 13_0		3	0	33	4	6	1
504	IRELAND	IRL	L 3_10		W 14_1	L 3_4		1	2	20	15	2	2
509	CROATIA	CRO	L 1_10	L 1_14		W 5_5		1	2	7	29	2	4
510	AUSTRIA	AUT	L 0_13	W 4_3	L 5_5			1	2	9	21	2	3

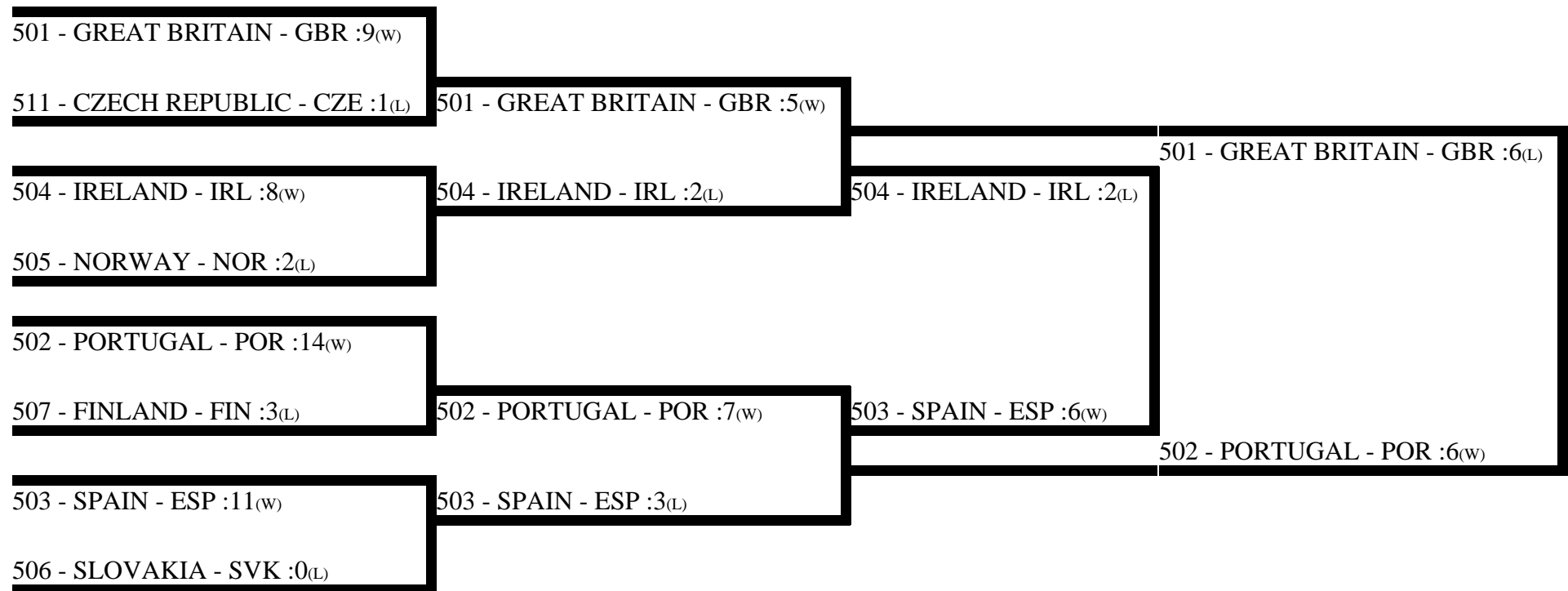
Elimination Round's Section

1/4Final

1/2Final

3°/4°

FINAL



(*) Best of points will be filled after building next phase.

Final Score Section

(Final)

Position

Name

Country

1	PORTUGAL	POR
2	GREAT BRITAIN	GBR
3	SPAIN	ESP
4	IRELAND	IRL
5	NORWAY	NOR
6	CZECH REPUBLIC	CZE
7	FINLAND	FIN
8	SLOVAKIA	SVK
9	AUSTRIA	AUT
10	GREECE	GRE
11	NETHERLANDS	NED
12	CROATIA	CRO
13	GERMANY	GER

Boccia European Championships 2009 - Regional Championships
Povoia de Varzim



List of Results by Category - OnLine

Individuals BC1

Pool's Section

Pool A													
No.	Name	Country	1	2	3	4	5	Won	Lost	Scored	Conceded	Points	Position
108	BELTRÁN Francisco	ESP		2009-07-01 17:30 Field nº9	2009-07-01 13:30 Field nº11	w 11_0	w 10_1	2	0	21	1	4	1
118	PEREZ Daniel	NED	2009-07-01 17:30 Field nº9		L 5_5	w 5_4	w 7_1	2	1	17	10	4	3
102	PROBEGGER Eva-Maria	AUT	2009-07-01 13:30 Field nº11	w 5_5		w 10_2	2009-07-01 17:30 Field nº10	2	0	15	7	4	2
103	KOLLER Armin	AUT	L 0_11	L 4_5	L 2_10		2009-07-01 13:30 Field nº12	0	3	6	26	0	5
116	KRIEKOUKIS Konstantinos	GRE	L 1_10	L 1_7	2009-07-01 17:30 Field nº10	2009-07-01 13:30 Field nº12		0	2	2	17	0	4

Pool B													
No.	Name	Country	1	2	3	4	5	Won	Lost	Scored	Conceded	Points	Position
123	FERNANDES Joao Paulo	POR		2009-07-01 13:30 Field nº3	w 5_3	w 4_1		2	0	9	4	4	1
104	ZUIIC Krunoslav	CRO	2009-07-01 13:30 Field nº3		L 3_4	L 1_6		0	2	4	10	0	4
101	MECL Erich	AUT	L 3_5	w 4_3		2009-07-01 13:30 Field nº4		1	1	7	8	2	3
111	MORGAN Andrew	GBR	L 1_4	w 6_1	2009-07-01 13:30 Field nº4			1	1	7	5	2	2

Pool C													
No.	Name	Country	1	2	3	4	5	Won	Lost	Scored	Conceded	Points	Position
124	MARQUES Antonio	POR		2009-07-01 13:30 Field n°5	W 6_2	W 9_1		2	0	15	3	4	1
120	NAGY Jakub	SVK	2009-07-01 13:30 Field n°5		L 3_4	W 13_0		1	1	16	4	2	2
122	KJALLSTROM Mathias	SWE	L 2_6	W 4_3		2009-07-01 13:30 Field n°6		1	1	6	9	2	3
114	KESSLER Sonia	GER	L 1_9	L 0_13	2009-07-01 13:30 Field n°6			0	2	1	22	0	4

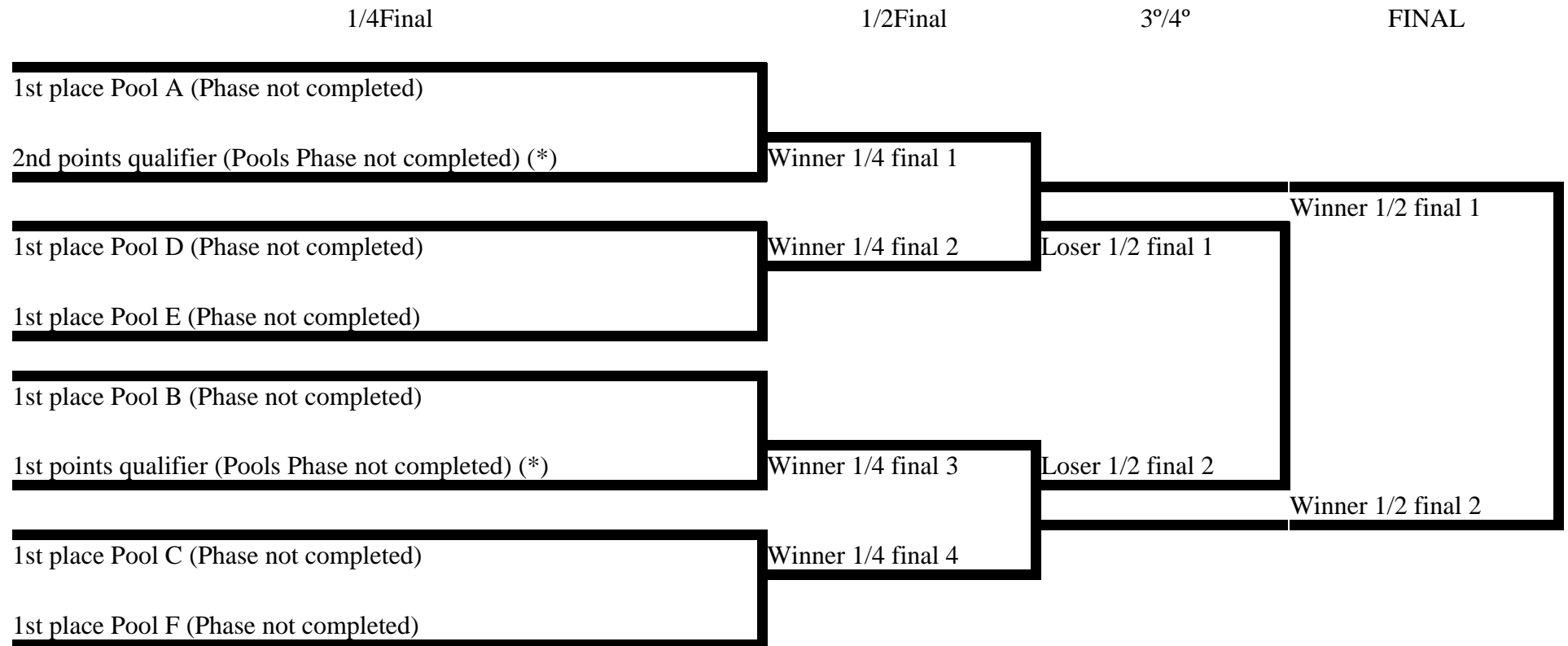
Pool D													
No.	Name	Country	1	2	3	4	5	Won	Lost	Scored	Conceded	Points	Position
109	VAQUERIZO José	ESP		2009-07-01 13:30 Field n°7	W 15_1	W 13_0		2	0	28	1	4	1
121	DURDINOVA Lenka	SVK	2009-07-01 13:30 Field n°7		L 1_4	L 2_2		0	2	3	6	0	4
105	GOLICNIK Leon	CRO	L 1_15	W 4_1		2009-07-01 13:30 Field n°8		1	1	5	16	2	2
106	URBAN Jan	CZE	L 0_13	W 2_2	2009-07-01 13:30 Field n°8			1	1	2	15	2	3

Pool E													
No.	Name	Country	1	2	3	4	5	Won	Lost	Scored	Conceded	Points	Position
112	SMITH David	GBR		W 9_1	2009-07-01 13:30 Field n°9	W 5_1		2	0	14	2	4	1
110	SARELA Leena	FIN	L 1_9		L 1_7	2009-07-01 13:30 Field n°10		0	2	2	16	0	4
107	CURINOVA Katerina	CZE	2009-07-01 13:30 Field n°9	W 7_1		W 3_3		2	0	10	4	4	2
125	VLK Jiri	CZE	L 1_5	2009-07-01 13:30 Field n°10	L 3_3			0	2	4	8	0	3

Pool F													
No.	Name	Country	1	2	3	4	5	Won	Lost	Scored	Conceded	Points	Position
117	MORAN Padraic	IRL		2009-07-01 14:30 Field n°1	W 5_1	W 10_1		2	0	15	2	4	2
119	AANDALEN Roger	NOR	2009-07-01 14:30 Field n°1		W 9_1	W 9_0		2	0	18	1	4	1
115	SOULANIS Panagiotis	GRE	L 1_5	L 1_9		2009-07-01 14:30 Field n°2		0	2	2	14	0	3

113	GLEIBS Ingo	GER	^L 1_10	^L 0_9	2009-07-01 14:30 Field n°2		0	2	1	19	0	4
-----	-------------	-----	----------------------	---------------------	-------------------------------	--	---	---	---	----	---	---

Elimination Round's Section



(*) Best of points will be filled after building next phase.

Boccia European Championships 2009 - Regional Championships
Povoia de Varzim



List of Results by Category - OnLine

Individuals BC2

Pool's Section

Pool A													
No.	Name	Country	1	2	3	4	5	Won	Lost	Scored	Conceded	Points	Position
213	MURRAY Nigel	GBR		W 13_0	2009-07-01 14:30 Field n°3	W 17_0	W 15_1	3	0	45	1	6	1
215	ROBINSON Zoe	GBR	L 0_13		W 5_2	W 7_1	2009-07-01 17:30 Field n°1	2	1	12	16	4	2
231	DANCO Tomas	SVK	2009-07-01 14:30 Field n°3	L 2_5		2009-07-01 17:30 Field n°2	W 9_0	1	1	11	5	2	3
236	PEKLAR Stefanija	SLO	L 0_17	L 1_7	2009-07-01 17:30 Field n°2		2009-07-01 14:30 Field n°4	0	2	1	24	0	5
216	WEBER Thomas	GER	L 1_15	2009-07-01 17:30 Field n°1	L 0_9	2009-07-01 14:30 Field n°4		0	2	1	24	0	4
Pool B													
No.	Name	Country	1	2	3	4	5	Won	Lost	Scored	Conceded	Points	Position
233	FERREIRA Fernando	POR		2009-07-01 17:30 Field n°3	W 11_0	W 11_1	W 12_1	3	0	34	2	6	1
212	KOIVUNIEMI Vesa	FIN	2009-07-01 17:30 Field n°3		W 5_1	W 3_1	2009-07-01 14:30 Field n°9	2	0	8	2	4	2
221	KEARNEV Jason	IRL	L 0_11	L 1_5		2009-07-01 14:30 Field n°10	2009-07-01 17:30 Field n°4	0	2	1	16	0	4
217	ZOLLICK Niko	GER	L 1_11	L 1_3	2009-07-01 14:30 Field n°10		L 0_5	0	3	2	19	0	5
229	FINKST Natalie	SLO	L 1_12	2009-07-01 14:30 Field n°9	2009-07-01 17:30 Field n°4	W 5_0		1	1	6	12	2	3

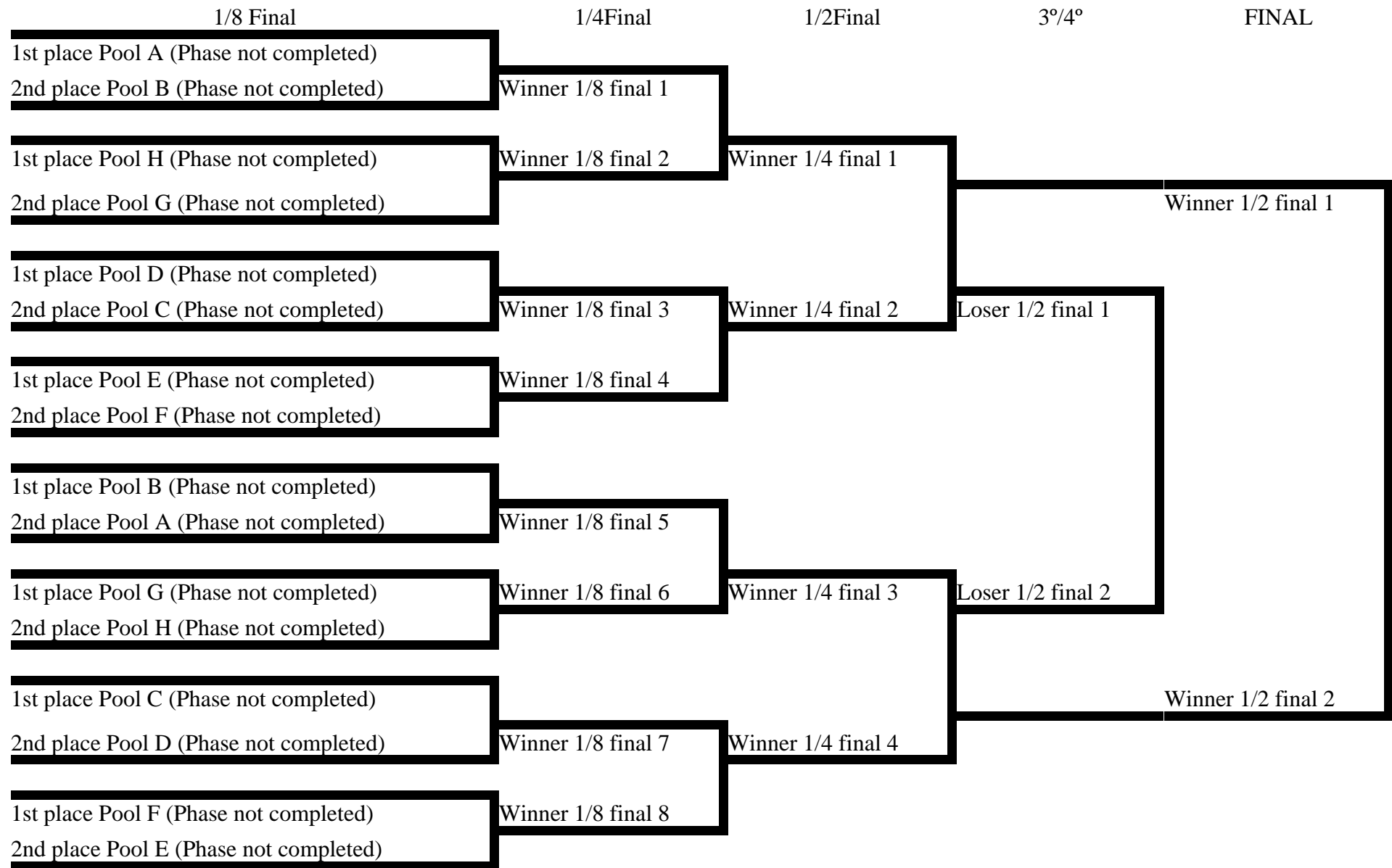
Pool C													
No.	Name	Country	1	2	3	4	5	Won	Lost	Scored	Conceded	Points	Position
208	CORDERO Pedro	ESP		2009-07-01 15:30 Field n°9	L 3_5	W 4_1		1	1	7	6	2	3
230	KRAL Tomas	SVK	2009-07-01 15:30 Field n°9		L 2_3	W 12_4		1	1	14	7	2	2
207	KORINEK Michal	CZE	W 5_3	W 3_2		2009-07-01 15:30 Field n°10		2	0	8	5	4	1
220	GERAKIS Georgios	GRE	L 1_4	L 4_12	2009-07-01 15:30 Field n°10			0	2	5	16	0	4

Pool D													
No.	Name	Country	1	2	3	4	5	Won	Lost	Scored	Conceded	Points	Position
234	GONÇALVES Cristina	POR		2009-06-30 12:30 Field n°9	2009-07-01 15:30 Field n°7	W 8_3		1	0	8	3	2	1
203	VUKUŠIc Marino	CRO	2009-06-30 12:30 Field n°9		W 6_2	2009-07-01 15:30 Field n°8		1	0	6	2	2	2
201	PARTH Aglaia	AUT	2009-07-01 15:30 Field n°7	L 2_6		W 4_3		1	1	6	9	2	3
202	MACALA Ingrid	AUT	L 3_8	2009-07-01 15:30 Field n°8	L 3_4			0	2	6	12	0	4

Pool E													
No.	Name	Country	1	2	3	4	5	Won	Lost	Scored	Conceded	Points	Position
210	MARTÌN Manuel	ESP		2009-07-01 15:30 Field n°5	2009-07-01 09:00 Field n°1	W 6_3		1	0	6	3	2	1
206	SERBUS Frantisek	CZE	2009-07-01 15:30 Field n°5		W 4_1	2009-07-01 09:00 Field n°2		1	0	4	1	2	2
227	FEMTEGJELD Roar	NOR	2009-07-01 09:00 Field n°1	L 1_4		2009-07-01 15:30 Field n°6		0	1	1	4	0	4
204	DABIc Lara	CRO	L 3_6	2009-07-01 09:00 Field n°2	2009-07-01 15:30 Field n°6			0	1	3	6	0	3

Pool F													
No.	Name	Country	1	2	3	4	5	Won	Lost	Scored	Conceded	Points	Position
235	SILVA Pedro	POR		W 3_2	2009-07-01 14:30 Field n°11	2009-07-01 09:00 Field n°3		1	0	3	2	2	2
214	BENTLEY Daniel	GBR	L 2_3		2009-07-01 09:00 Field n°4	2009-07-01 14:30 Field n°12		0	1	2	3	0	4
224	BULTHUIS Judith	NED	2009-07-01 14:30 Field n°11	2009-07-01 09:00 Field n°4		W 5_4		1	0	5	4	2	1
225	PEETERS Nick	NED	2009-07-01 09:00 Field n°3	2009-07-01 14:30 Field n°12	L 4_5			0	1	4	5	0	3
Pool G													
No.	Name	Country	1	2	3	4	5	Won	Lost	Scored	Conceded	Points	Position
223	LEAHY Tom	IRL		L 3_6	2009-07-01 15:30 Field n°1	2009-07-01 09:00 Field n°5		0	1	3	6	0	4
222	CONNOLLY Roberta	IRL	W 6_3		2009-07-01 09:00 Field n°6	2009-07-01 15:30 Field n°2		1	0	6	3	2	1
218	PAPADAKIS Alexandros	GRE	2009-07-01 15:30 Field n°1	2009-07-01 09:00 Field n°6		L 2_2		0	1	2	2	0	3
209	CURTO José	ESP	2009-07-01 09:00 Field n°5	2009-07-01 15:30 Field n°2	W 2_2			1	0	2	2	2	2
Pool H													
No.	Name	Country	1	2	3	4	5	Won	Lost	Scored	Conceded	Points	Position
228	NORSTERUD John	NOR		2009-07-01 15:30 Field n°3	2009-07-01 09:00 Field n°7	L 2_5		0	1	2	5	0	3
211	OLLIKKA Timo	FIN	2009-07-01 15:30 Field n°3		L 0_9	2009-07-01 09:00 Field n°8		0	1	0	9	0	4
232	MEZIK Robert	SVK	2009-07-01 09:00 Field n°7	W 9_0		2009-07-01 15:30 Field n°4		1	0	9	0	2	1
226	MEINTS Bernd	NED	W 5_2	2009-07-01 09:00 Field n°8	2009-07-01 15:30 Field n°4			1	0	5	2	2	2

Elimination Round's Section



(* Best of points will be filled after building next phase.

**Final Score Section
(Provisory)**