



Boccia European Championships 2005 Póvoa de Varzim/Portugal

11.-19.06.2005

Results

(nur Berwerbe mit österr. Beteiligung)

Anmerkung:

Die Zusammenstellung der digitalen Resultate hat ihren Ursprung in Original-Ergebnislisten oder es ist eine Teilreproduktion.
Zum leichteren Auffinden von Einzelergebnissen kann sie mit „Lesezeichen“ versehen sein.
Erstellung von Gerhard Frank (Systemadministrator „paratex“)



List of Results by Category - OnLine

Individuals BC1

Pool's Section

Pool A												
No.	Name	Country	1	2	3	4	Won	Lost	Scored	Conceded	Points	Position
127	FERNANDES João P.	POR		^w 6_0	^w 10_0	^w 7_1	3	0	23	1	6	1
113	MORGAN, David	ENG	^L 0_6		^w 3_2	^w 5_1	2	1	8	9	4	2
121	CARROL Dara	IRL	^L 0_10	^L 2_3		^L 5_5	0	3	7	18	0	4
109	MACHUTA, Jan	CZE	^L 1_7	^L 1_5	^w 5_5		1	2	7	17	2	3
Pool B												
No.	Name	Country	1	2	3	4	Won	Lost	Scored	Conceded	Points	Position
126	AANDALEN, Roger	NOR		^w 10_0	^w 15_0	^w 13_2	3	0	38	2	6	1
133	JONSSON John-Ake	SWE	^L 0_10		^w 7_2	^w 8_0	2	1	15	12	4	2
117	SARELA, Leena	FIN	^L 0_15	^L 2_7		^w 9_1	1	2	11	23	2	3
120	Gylfason Arni Sævar	ICL	^L 2_13	^L 0_8	^L 1_9		0	3	3	30	0	4
Pool C												

No.	Name	Country	1	2	3	4	Won	Lost	Scored	Conceded	Points	Position
115	BELTRAN Francisco	ESP		^L 3_4	^L 3_3	^L 0_6	0	3	6	13	0	4
123	PEREZ LOPEZ Daniel	NED	^w 4_3		^w 5_4	^L 2_3	2	1	11	10	4	2
131	NAGY Jakub	SVK	^w 3_3	^L 4_5		^L 0_7	1	2	7	15	2	3
114	SMITH, David	ENG	^w 6_0	^w 3_2	^w 7_0		3	0	16	2	6	1

Pool D

No.	Name	Country	1	2	3	4	Won	Lost	Scored	Conceded	Points	Position
102	GROSSMAYER, Harald	AUT		^w 3_2	^w 18_0	^w 8_2	3	0	29	4	6	1
130	CONNOLY Gerrard	SCO	^L 2_3		^w 7_0	^L 1_4	1	2	10	7	2	3
118	THEODOROPOULOS Serafim	GRE	^L 0_18	^L 0_7		^L 2_8	0	3	2	33	0	4
110	GRUSSER, Michal	CZE	^L 2_8	^w 4_1	^w 8_2		2	1	14	11	4	2

Pool E

No.	Name	Country	1	2	3	4	Won	Lost	Scored	Conceded	Points	Position
128	MARQUES Antonio	POR		^w 9_0	^w 7_0	^w 10_2	3	0	26	2	6	1
119	FARKAS, Márta	HUN	^L 0_9		^L 2_4	^w 9_1	1	2	11	14	2	3
105	BORGES, David	BEL	^L 0_7	^w 4_2		^w 13_0	2	1	17	9	4	2
106	HELBICH, Ivan	CRO	^L 2_10	^L 1_9	^L 0_13		0	3	3	32	0	4

Pool F

No.	Name	Country	1	2	3	4	Won	Lost	Scored	Conceded	Points	Position
122	SHELLY Gabriel	IRL		^w 14_0	^w 10_1	^w 11_1	3	0	35	2	6	1

125	WILHELMSEN Elisabeth	NOR	^L 0_14		^W 7_5	^L 2_7	1	2	9	26	2	3
108	PINTARIC, Mirjana	CRO	^L 1_10	^L 5_7		^L 2_2	0	3	8	19	0	4
103	MECL, Erich	AUT	^L 1_11	^W 7_2	^W 2_2		2	1	10	15	4	2

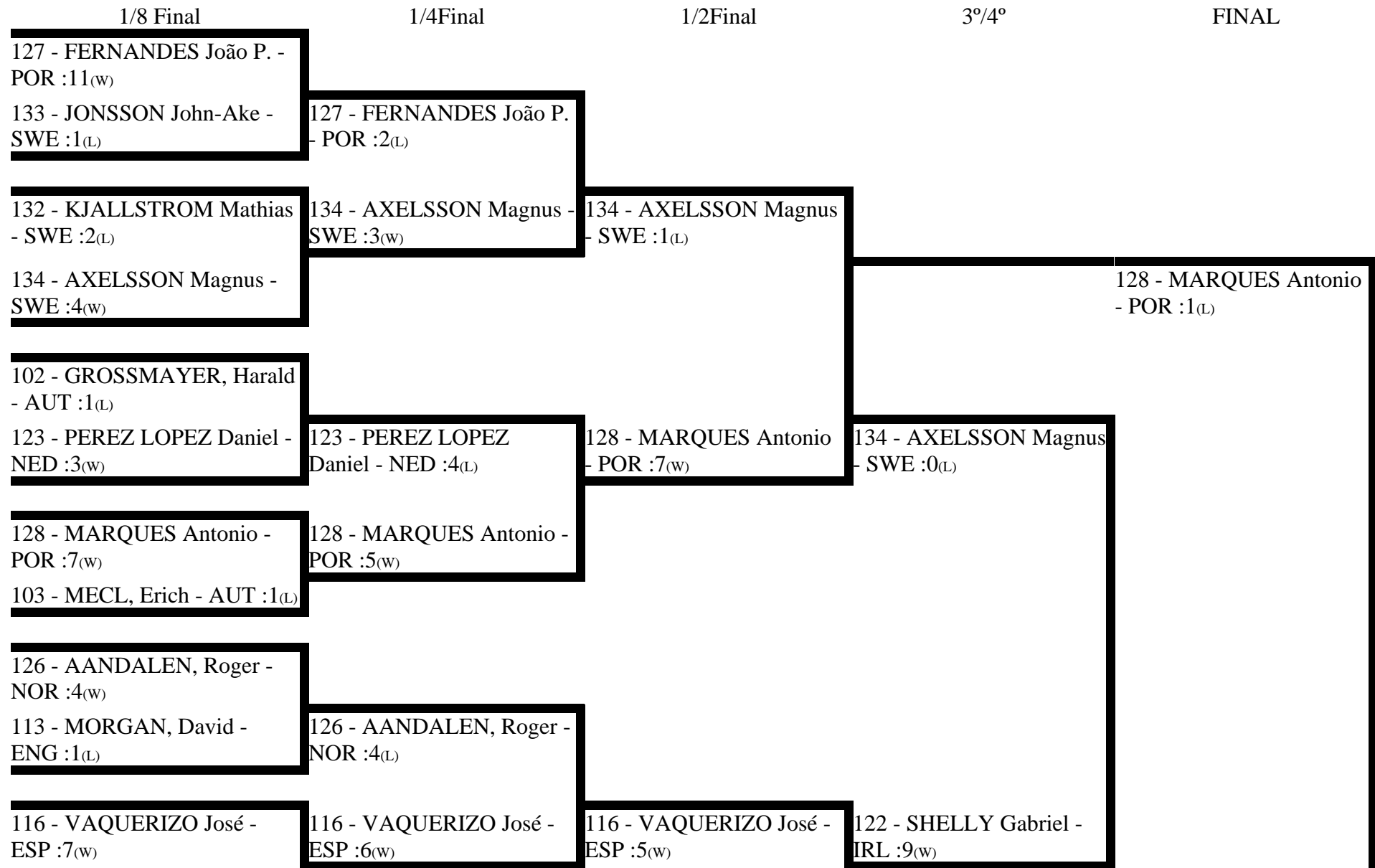
Pool G

No.	Name	Country	1	2	3	4	Won	Lost	Scored	Conceded	Points	Position
104	MEEUS, Bert	BEL		^L 0_6	^L 2_6	^W 2_2	1	2	4	14	2	3
116	VAQUERIZO José	ESP	^W 6_0		^W 6_1	^W 5_1	3	0	17	2	6	1
134	AXELSSON Magnus	SWE	^W 6_2	^L 1_6		^W 4_3	2	1	11	11	4	2
135	ZUJIC Krunoslav	CRO	^L 2_2	^L 1_5	^L 3_4		0	3	6	11	0	4

Pool H

No.	Name	Country	1	2	3	4	Won	Lost	Scored	Conceded	Points	Position
101	GAHLEITNER, Gerhard	AUT		^L 1_8	^W 3_2	^L 3_10	1	2	7	20	2	3
132	KJALLSTROM Mathias	SWE	^W 8_1		^W 9_0	^W 4_2	3	0	21	3	6	1
124	ROBBERS, Michiel	NED	^L 2_3	^L 0_9		^L 0_10	0	3	2	22	0	4
112	LALANI, Ali	ENG	^W 10_3	^L 2_4	^W 10_0		2	1	22	7	4	2

Elimination Round's Section



112 - LALANI, Ali - ENG :0(L)

114 - SMITH, David - ENG
:11(w)

110 - GRUSSER, Michal -
CZE :1(L)

122 - SHELLY Gabriel - IRL
:10(w)

105 - BORGES, David - BEL
:1(L)

114 - SMITH, David - ENG
:2(L)

122 - SHELLY Gabriel -
IRL :4(w)

122 - SHELLY Gabriel -
IRL :0(L)

116 - VAQUERIZO José -
ESP :7(w)

(*) Best of points will be filled after building next phase.

**Final Score Section
(Final)**

Position	Name	Country
1	VAQUERIZO José	ESP
2	MARQUES Antonio	POR
3	SHELLY Gabriel	IRL
4	AXELSSON Magnus	SWE
5	PEREZ LOPEZ Daniel	NED
6	FERNANDES João P.	POR
7	AANDALEN, Roger	NOR
8	SMITH, David	ENG
9	KJALLSTROM Mathias	SWE
10	GROSSMAYER, Harald	AUT
11	MORGAN, David	ENG
12	MECL, Erich	AUT
13	LALANI, Ali	ENG
14	BORGES, David	BEL
15	JONSSON John-Ake	SWE
16	GRUSSER, Michal	CZE
17	CONNOLY Gerrard	SCO
18	FARKAS, Márta	HUN
19	NAGY Jakub	SVK
20	MACHUTA, Jan	CZE
21	MEEUS, Bert	BEL
22	SARELA, Leena	FIN
23	GAHLEITNER, Gerhard	AUT
24	WILHELMSSEN Elisabeth	NOR
25	ZUJIC Krunoslav	CRO
26	BELTRAN Francisco	ESP
27	PINTARIC, Mirjana	CRO

28	CARROL Dara	IRL
29	ROBBERS, Michiel	NED
30	Gylfason Arni Sævar	ICL
31	HELBICH, Ivan	CRO
32	THEODOROPOULOS Serafim	GRE



List of Results by Category - OnLine

Individuals BC2

Pool's Section

Pool A													
No.	Name	Country	1	2	3	4	5	Won	Lost	Scored	Conceded	Points	Position
233	SILVA Pedro	POR		W 11_0	W 3_2	W 8_1	L 2_6	3	1	24	9	6	1
226	VAN DER EIJK Erik	NED	L 0_11		L 2_2	W 6_1	W 9_1	2	2	17	15	4	3
227	VAN DEN BROEK Michel	NED	L 2_3	W 2_2		W 4_2	W 5_3	3	1	13	10	6	2
216	PREARIS, Georgios	GRE	L 1_8	L 1_6	L 2_4		L 2_5	0	4	6	23	0	5
235	KRÁL Tomáš	SVK	W 6_2	L 1_9	L 3_5	W 5_2		2	2	15	18	4	4

Pool B													
No.	Name	Country	1	2	3	4	5	Won	Lost	Scored	Conceded	Points	Position
232	FERREIRA Fernando	POR		L 1_6	W 3_3	W 11_0	W 11_0	3	1	26	9	6	2
203	ROMBOUTS Francis	BEL	W 6_1		W 6_2	W 17_0	W 6_5	4	0	35	8	8	1
228	VAN ROY Niels	NED	L 3_3	L 2_6		L 1_4	L 1_4	0	4	7	17	0	5
207	KORINEK, Michal	CZE	L 0_11	L 0_17	W 4_1		L 0_8	1	3	4	37	2	4
213	LOZANO Ray	ESP	L 0_11	L 5_6	W 4_1	W 8_0		2	2	17	18	4	3

Pool C													
---------------	--	--	--	--	--	--	--	--	--	--	--	--	--

No.	Name	Country	1	2	3	4	5	Won	Lost	Scored	Conceded	Points	Position
212	CURTO Francisco Javier	ESP		^w 5_2	^L 4_4	^w 15_0		2	1	24	6	4	2
230	OLSEN Alf Reidar	NOR	^L 2_5		^L 1_10	^L 2_4		0	3	5	19	0	4
201	PARTH, Aglaia	AUT	^w 4_4	^w 10_1		^w 5_2		3	0	19	7	6	1
217	KARGIMBATZAKIS Evangellos	GRE	^L 0_15	^w 4_2	^L 2_5			1	2	6	22	2	3

Pool D

No.	Name	Country	1	2	3	4	5	Won	Lost	Scored	Conceded	Points	Position
210	MURRAY, Nigel	ENG		^w 12_0	^w 12_0	^w 9_0		3	0	33	0	6	1
236	NILSSON Maria	SWE	^L 0_12		^L 1_4	^L 0_6		0	3	1	22	0	4
234	BERNADETTE, Leslie	SCO	^L 0_12	^w 4_1		^w 5_2		2	1	9	15	4	2
219	TOS, Zoltán	HUN	^L 0_9	^w 6_0	^L 2_5			1	2	8	14	2	3

Pool E

No.	Name	Country	1	2	3	4	5	Won	Lost	Scored	Conceded	Points	Position
211	CORDERO Pedro	ESP		^w 3_3	^w 26_0	^w 5_3		3	0	34	6	6	1
224	LEAHY Tom	IRL	^L 3_3		^w 12_0	^w 12_0		2	1	27	3	4	2
222	JÓNSDÓTTIR, Kristín	ICL	^L 0_26	^L 0_12		^L 0_7		0	3	0	45	0	4
218	PÁLINKÁS, Zoltán	HUN	^L 3_5	^L 0_12	^w 7_0			1	2	10	17	2	3

Pool F

No.	Name	Country	1	2	3	4	5	Won	Lost	Scored	Conceded	Points	Position
202	STEIRER Hubert	AUT		^w 8_1	^L 3_4	^w 4_3		2	1	15	8	4	2
204	CRAENS Marc	BEL	^L 1_8		^L 5_8	^L 1_7		0	3	7	23	0	4
214	OLLIKKA Timo	FIN	^w 4_3	^w 8_5		^w 4_4		3	0	16	12	6	1

237	BENTLEY, Daniel	ENG	L 3_4	W 7_1	L 4_4			1	2	14	9	2	3
-----	-----------------	-----	----------	----------	----------	--	--	---	---	----	---	---	---

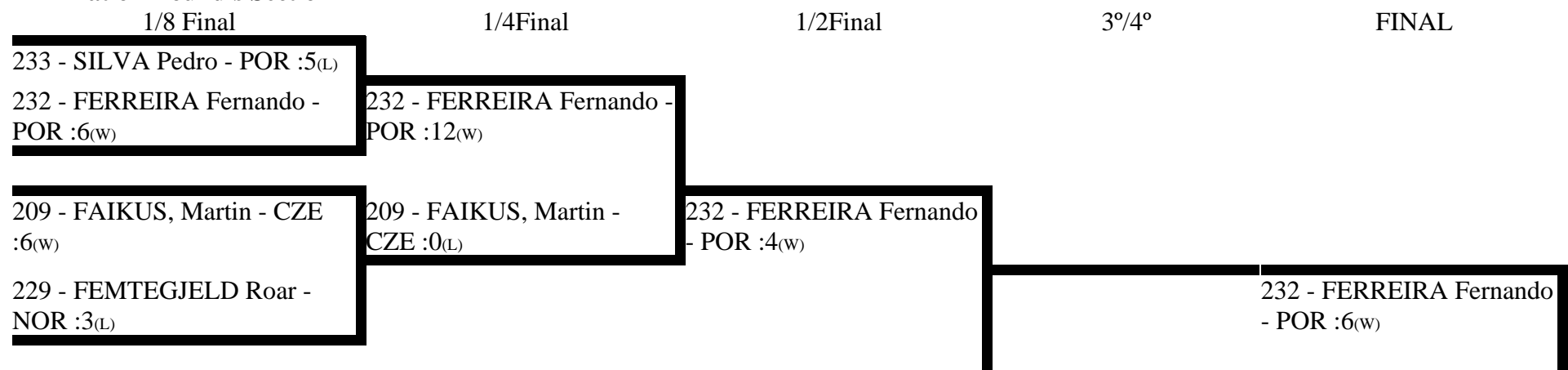
Pool G

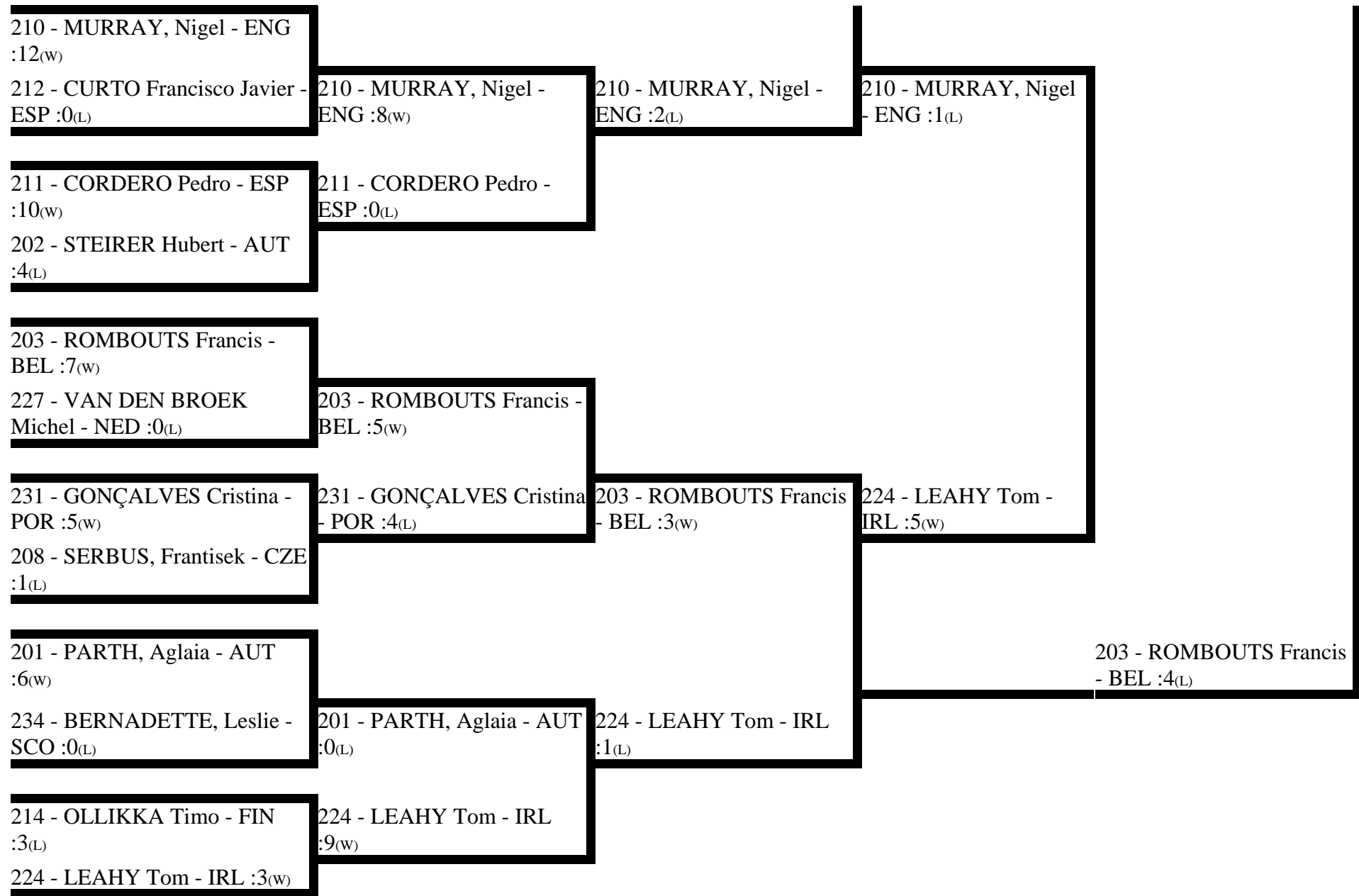
No.	Name	Country	1	2	3	4	5	Won	Lost	Scored	Conceded	Points	Position
231	GONÇALVES Cristina	POR		w 6_4	w 7_4	w 12_0		3	0	25	8	6	1
229	FEMTEGJELD Roar	NOR	L 4_6		w 5_2	w 11_3		2	1	20	11	4	2
215	KOIVUNIEMI Vesa	FIN	L 4_7	L 2_5		w 12_0		1	2	18	12	2	3
238	MACMASTER, Kristin	SCO	L 0_12	L 3_11	L 0_12			0	3	3	35	0	4

Pool H

No.	Name	Country	1	2	3	4	5	Won	Lost	Scored	Conceded	Points	Position
223	CONNOLLY Roberta	IRL		w 5_1	L 1_3	L 3_4		1	2	9	8	2	3
225	HAYES, Keith	IRL	L 1_5		L 1_8	L 4_8		0	3	6	21	0	4
209	FAIKUS, Martin	CZE	w 3_1	w 8_1		w 3_2		3	0	14	4	6	1
208	SERBUS, Frantisek	CZE	w 4_3	w 8_4	L 2_3			2	1	14	10	4	2

Elimination Round's Section





(*) Best of points will be filled after building next phase.

**Final Score Section
(Final)**

Position	Name	Country
1	FERREIRA Fernando	POR
2	ROMBOUTS Francis	BEL
3	LEAHY Tom	IRL
4	MURRAY, Nigel	ENG
5	GONÇALVES Cristina	POR
6	CORDERO Pedro	ESP
7	PARTH, Aglaia	AUT
8	FAIKUS, Martin	CZE
9	OLLIKKA Timo	FIN
10	SILVA Pedro	POR
11	FEMTEGJELD Roar	NOR
12	SERBUS, Frantisek	CZE
13	STEIRER Hubert	AUT
14	BERNADETTE, Leslie	SCO
15	VAN DEN BROEK Michel	NED
16	CURTO Francisco Javier	ESP
17	KOIVUNIEMI Vesa	FIN
18	BENTLEY, Daniel	ENG
19	VAN DER EIJK Erik	NED
20	CONNOLLY Roberta	IRL
21	LOZANO Ray	ESP
22	TOS, Zoltán	HUN
23	PÁLINKÁS, Zoltán	HUN
24	KARGIMBATZAKIS Evangellos	GRE
25	KRÁL Tomás	SVK
26	OLSEN Alf Reidar	NOR
27	HAYES, Keith	IRL
28	CRAENS Marc	BEL
29	NILSSON Maria	SWE

30	KORINEK, Michal	CZE
31	MACMASTER, Kristin	SCO
32	JÓNSDÓTTIR, Kristín	ICL
33	VAN ROY Niels	NED
34	PREARIS, Georgios	GRE



List of Results by Category - OnLine

Teams BC1/BC2

Pool's Section

Pool A													
No.	Name	Country	1	2	3	4	5	Won	Lost	Scored	Conceded	Points	Position
511	PORTUGAL	POR		^w 17_0	^w 7_6	^L 0_6	^w 13_2	3	1	37	14	6	1
515	SCOTLAND	SCO	^L 0_17		^L 2_10	^L 0_10	^L 0_12	0	4	2	49	0	5
510	NORWAY	NOR	^L 6_7	^w 10_2		^w 4_4	^w 15_0	3	1	35	13	6	2
516	HUNGARY	HUN	^w 6_0	^w 10_0	^L 4_4		^L 3_5	2	2	23	9	4	3
506	FINLAND	FIN	^L 2_13	^w 12_0	^L 0_15	^w 5_3		2	2	19	31	4	4
Pool B													
No.	Name	Country	1	2	3	4	5	Won	Lost	Scored	Conceded	Points	Position
512	SPAIN	ESP		^w 6_3	^w 18_3	^w 10_5	^w 11_2	4	0	45	13	8	1
501	AUSTRIA	AUT	^L 3_6		^w 12_0	^w 10_2	^w 12_2	3	1	37	10	6	2
502	BELGIUM	BEL	^L 3_18	^L 0_12		^L 3_7	^w 7_2	1	3	13	39	2	4
504	CZECH REP	CZE	^L 5_10	^L 2_10	^w 7_3		^w 16_2	2	2	30	25	4	3

507	GREECE	GRE	^L 2_11	^L 2_12	^L 2_7	^L 2_16		0	4	8	46	0	5
-----	--------	-----	----------------------	----------------------	---------------------	----------------------	--	---	---	---	----	---	---

Pool C

No.	Name	Country	1	2	3	4	5	Won	Lost	Scored	Conceded	Points	Position
505	ENGLAND & WALES	ENG		^w 10_1	^w 14_3	^w 11_4	^w 6_0	4	0	41	8	8	1
509	IRELAND	IRL	^L 1_10		^w 7_1	^w 4_3	^w 17_0	3	1	29	14	6	2
513	SWEDEN	SWE	^L 3_14	^L 1_7		^L 4_8	^w 5_4	1	3	13	33	2	4
508	HOLAND	NED	^L 4_11	^L 3_4	^w 8_4		^w 11_2	2	2	26	21	4	3
503	CROATIA	CRO	^L 0_6	^L 0_17	^L 4_5	^L 2_11		0	4	6	39	0	5

Elimination Round's Section



(* Best of points will be filled after building next phase.

**Final Score Section
(Final)**

Position	Name	Country
1	PORTUGAL	POR
2	ENGLAND & WALES	ENG
3	SPAIN	ESP
4	IRELAND	IRL
5	CZECH REP	CZE
6	AUSTRIA	AUT
7	HUNGARY	HUN
8	NORWAY	NOR
9	HOLAND	NED
10	FINLAND	FIN
11	SWEDEN	SWE
12	BELGIUM	BEL
13	CROATIA	CRO
14	GREECE	GRE
15	SCOTLAND	SCO